PRODUCING TRUST
KAZEL
HYDRAULIC EQUIPMENTS
SINCE 1982

2025
ÜRÜN KATALOĞU
PRODUCT CATALOGUE

KAZELOGLU.COM.TR

KAZEL®
HYDRAULIC EQUIPMENTS

HAKKIMIZDA

Kazeloğulları Limited Şirketi, 1982 yılında Konya'da kurulmuş olup, yüksek teknolojik altyapısı ve alanında uzman kadrosuyla; pompa grupları, valf grupları, tank grupları, aktarma ve bağlantı elemanları üretimi gerçekleştirmektedir. ISO 9001:2008 Kalite Yönetim Sistemi belgesine sahip olan firmamız, 11.000 m² açık ve 6.000 m² kapalı alana sahip modern tesisinde dünya standartlarında üretim yapmaktadır.

Teknolojik imkanları ve üretim kabiliyeti yüksek tesisimizde, bilgisayar destekli CAD/CAM programları, CNC torna tezgahları, CNC işleme merkezleri, CNC azdırma ve fellow tezgahları, CNC taşlama tezgahları, raspa ve üniversal tezgahlar kullanılmaktadır. Ayrıca standartların üzerinde hassas takımlar, ürünlere özel modeller ve bağlantı aparatlarıyla üretim süreçlerimizi sürekli geliştiriyoruz. Çeşitli kapasitelerdeki hidrolik, pnömatik ve eksantrik preslerimizle de üretim gücümüzü desteklemekteyiz.

Kalite kontrol laboratuvarımızda bulunan son teknoloji ekipmanlarla ürünlerimizin her aşaması titizlikle denetlenmektedir. Üç koordinatlı (CMM) ölçme tezgahı, düzlem ölçüm cihazı, sertlik ölçüm cihazı ve tam otomatik NC kontrollü deneme tezgahlarımız sayesinde kalite hedeflerimizi sürekli olarak ürünlerimize yansıtmaktayız.

Kazeloğulları Limited Şirketi olarak, teknolojiye olan yatırımlarımız ve dünya genelinde edindiğimiz deneyimle sektörümüzdeki yerimizi her geçen gün daha ileriye taşımayı hedefliyoruz.

ABOUT US

Kazelogullari Limited Company was established in 1982 in Konya, Türkiye. With its advanced technological infrastructure and team of experts, the company manufactures pump groups, valve groups, tank groups, transmission systems, and connection elements. Holding the ISO 9001:2008 Quality Management System certification, Kazelogullari operates in a modern facility built on 11,000 m² of open and 6,000 m² of closed area, producing in compliance with international standards.

Equipped with cutting-edge technology and high production capabilities, our facility utilizes computer-aided CAD/CAM software, CNC lathes, CNC machining centers, CNC hobbing and fellow machines, CNC grinding machines, as well as raspa and universal machines. Our production processes are further enhanced through precision tooling, product-specific models, connection fixtures, and various hydraulic, pneumatic, and eccentric presses, ensuring efficiency and excellence at every stage.

Within our quality control laboratory, we employ state-of-the-art measurement and testing systems, including a 3-coordinate (CMM) measuring machine, surface measurement device, hardness tester, and fully automatic NC-controlled test benches. Through these technologies, our quality objectives are consistently reflected in every product we manufacture.

Combining decades of engineering experience with continuous technological innovation, Kazelogullari Limited Company is committed to advancing its position in the global market and shaping the future of precision manufacturing.

İÇİNDEKİLER

// INDEX

20 Serisi Edna Dişli Pompa & Motor 20 Series Edna Gear Pump & Motor	02
30 Serisi Ehass Dişli Pompa & Motor 30 Series Ehass Gear Pump & Motor	25
35 Serisi Ercah Dişli Pompa & Motor 35 Series Ercah Gear Pump & Motor	109
40 Serisi Gani Dişli Pompa & Motor 40 Series Gani Gear Pump & Motor	113
1600-1900-2200 Serisi Dişli Pompa 1600-1900-2200 Series Gear Pump	162
Pistonlu Pompa & Motor Piston Pump & Motor	187
Güç Aktarma Kutusu Power Take Offs	202
Valf Valves	275
Adaptör-Flanş-Kaplin Adapter-Flange-Coupling	275
Yağ Tankı Oil Tank	275
Yedek Parça Spare Parts	275
Teknik Veri Technical Data	275
20 Serisi Edna Dişli Pompa & Motor 20 Series Edna Gear Pump & Motor	275
20 Serisi Edna Dişli Pompa & Motor 20 Series Edna Gear Pump & Motor	275
20 Serisi Edna Dişli Pompa & Motor 20 Series Edna Gear Pump & Motor	275
20 Serisi Edna Dişli Pompa & Motor 20 Series Edna Gear Pump & Motor	275
20 Serisi Edna Dişli Pompa & Motor 20 Series Edna Gear Pump & Motor	275
20 Serisi Edna Dişli Pompa & Motor 20 Series Edna Gear Pump & Motor	275



20 SERİSİ EDNA DİŞLİ POMPA

20 SERIES EDNA GEAR PUMP

KAZELOGLU.COM.TR

KAZEL®
HYDRAULIC EQUIPMENTS

KAZEL HYDRAULIC EQUIPMENTS

CODING SYSTEM
KODLAMA SİSTEMİ

20 SERIES EDNA GEAR PUMP
20 SERİSİ EDNA DİŞLİ POMPA

G	20					
ÜRÜN TİPİ PRODUCT TYPE	**POMPA SERİSİ** PUMP SERIES	**LİTRE** LITER	**KAPAK TİPİ** COVER TYPE	**ŞAFT TİPİ** SHAFT TYPE	**DÖNÜŞ YÖNÜ** ROTATION	**GİRİŞ ÇIKIŞ DELİKLERİ** INLET OUTLET PORTS

006	**6.1** cm³/rev
010	**10.02** cm³/rev
016	**16.20** cm³/rev
020	**20.12** cm³/rev
025	**25.05** cm³/rev
032	**32.18** cm³/rev
040	**40.15** cm³/rev

3	**ÇİFT YÖNLÜ** BI-DIRECTIONAL

1	**RAKORLU BAĞLANTI** PIPE THREAD CONNECTION

S	**4 Delikli ISO** 4 Holes ISO	
U	**3 Delikli UNI** 3 Holes UNI	
K	**4 Delikli K** 4 Holes K	
A	**2 Delikli SAE A** 2 Holes SAE A	

Bk. Sayfa See Page

F1	**8x32x36** DIN ISO 14	
F7	**Ø22** 19 Teeth -SAE J-498	
K6	**1:8 Konik Kamalı Şaft** Tapered Keyed Shaft	
T9	**Ø15.80** 9 Teeth -SAE J-498B	

Bk. Sayfa See Page

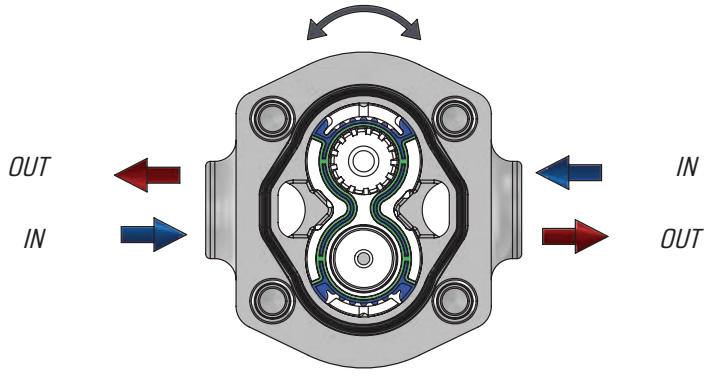

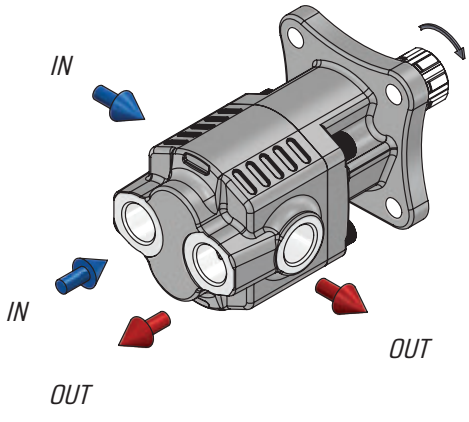

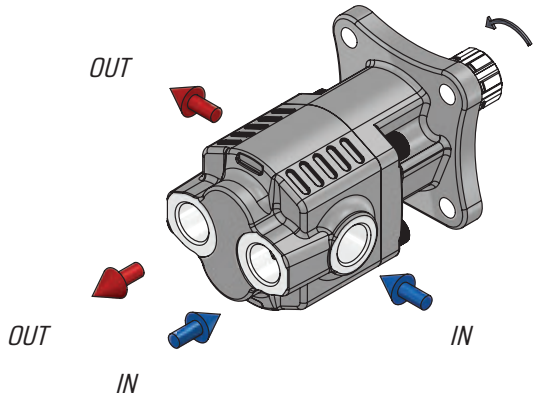

G	20					
ÜRÜN TİPİ PRODUCT TYPE	**POMPA SERİSİ** PUMP SERIES	**LİTRE** LITER	**KAPAK TİPİ** COVER TYPE	**ŞAFT TİPİ** SHAFT TYPE	**DÖNÜŞ YÖNÜ** ROTATION	**GİRİŞ ÇIKIŞ DELİKLERİ** INLET OUTLET PORTS

006	**6.1** cm³/rev
010	**10.02** cm³/rev
016	**16.20** cm³/rev
020	**20.12** cm³/rev
025	**25.05** cm³/rev
032	**32.18** cm³/rev
040	**40.15** cm³/rev

1	**SOL** LEFT
2	**SAĞ** RIGHT

1	**Rakorlu Bağlantı** Pipe thread Connection

S	**4 Delikli ISO** 4 Holes ISO	
U	**3 Delikli UNI** 3 Holes UNI	
K	**4 Delikli K** 4 Holes K	
A	**2 Delikli SAE A** 2 Holes SAE A	

Bk. Sayfa See Page

F1	**8x32x36** DIN ISO 14	
F7	**Ø22** 19 Teeth -SAE J-498	
K6	**1:8 Konik Kamalı Şaft** Tapered Keyed Shaft	
T9	**Ø15.80** 9 Teeth -SAE J-498B	

Bk. Sayfa See Page

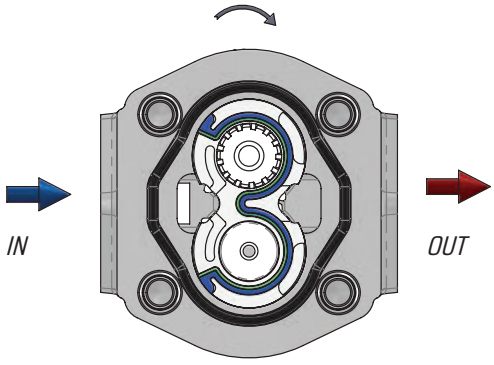

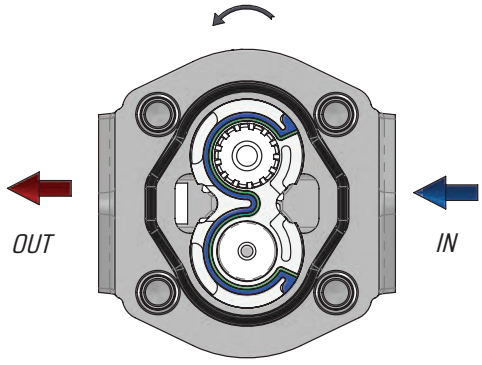



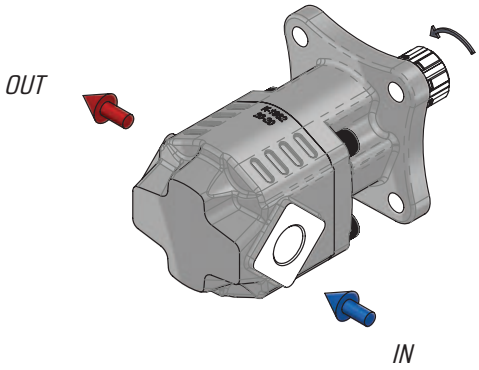

KAZEL HYDRAULIC EQUIPMENTS

FRONT COVERS
ÖN KAPAKLAR

20 SERIES EDNA GEAR PUMP
20 SERİSİ EDNA DİŞLİ POMPA

S

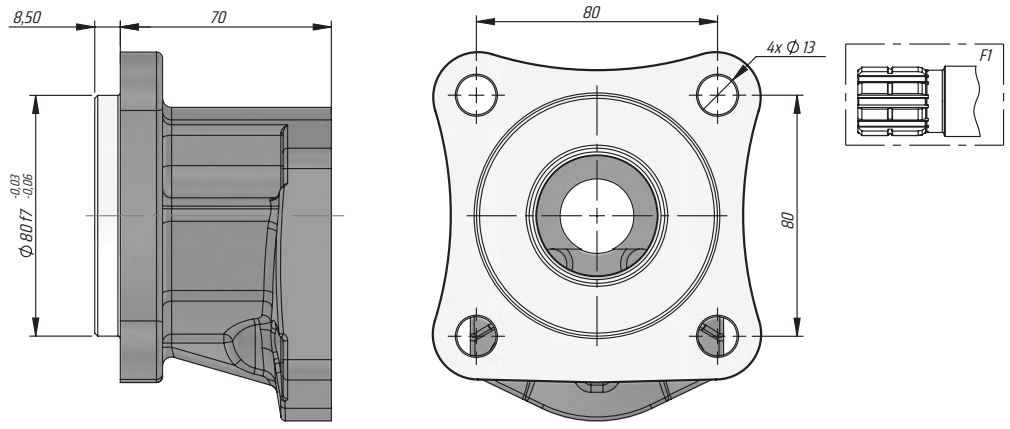

U

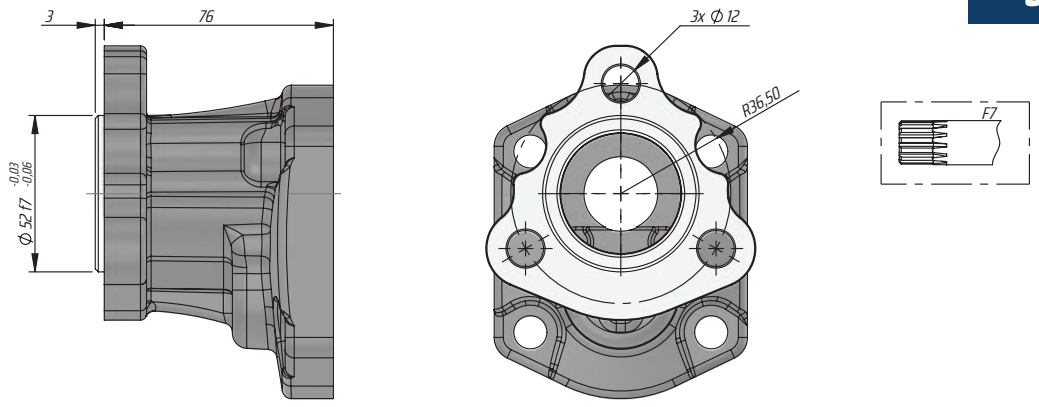

K

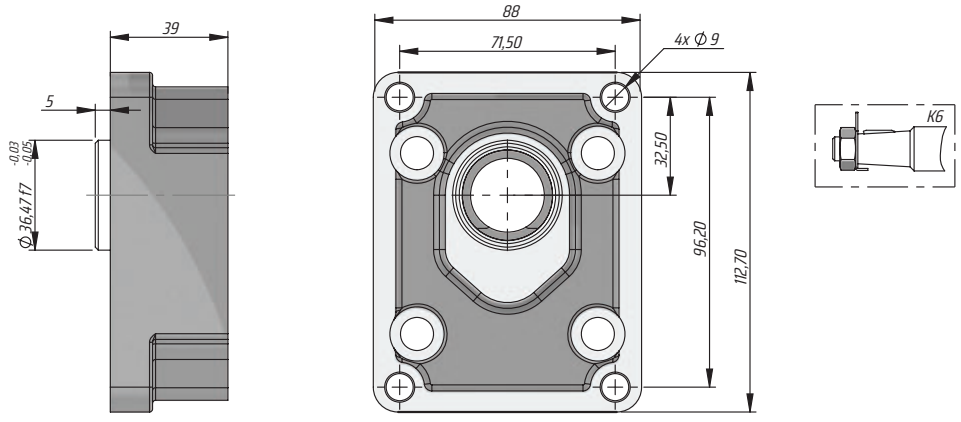

FRONT COVERS
ÖN KAPAKLAR

KAZEL HYDRAULIC EQUIPMENTS

A

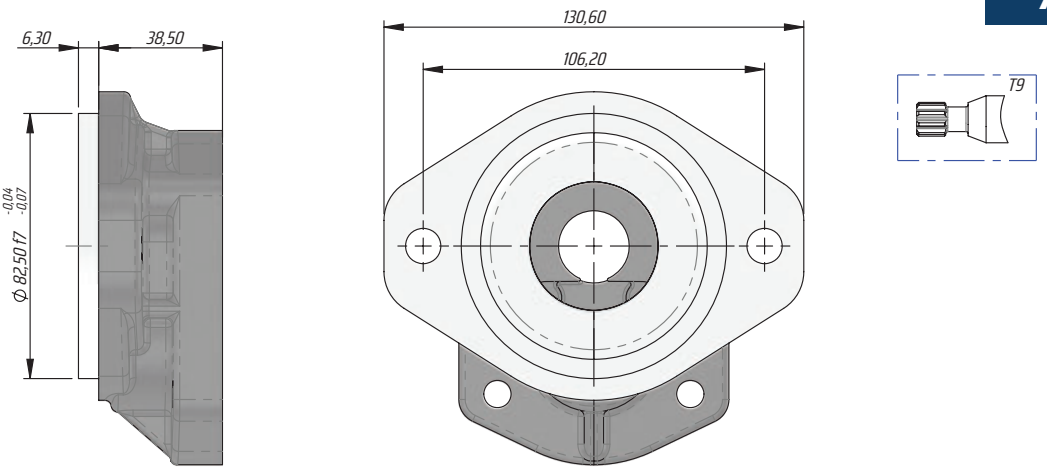

KAZEL HYDRAULIC EQUIPMENTS

SHAFT TYPES
ŞAFT TİPLERİ

20 SERIES EDNA GEAR PUMP
20 SERİSİ EDNA DİŞLİ POMPA

F1

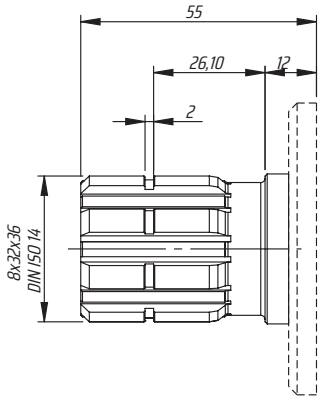

MAX 250 Nm

F7

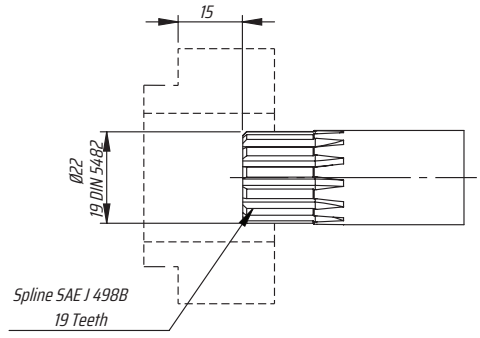

MAX 250 Nm

K6

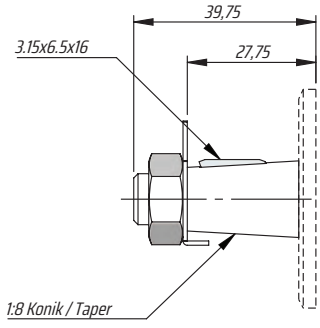

MAX 170 Nm

T9

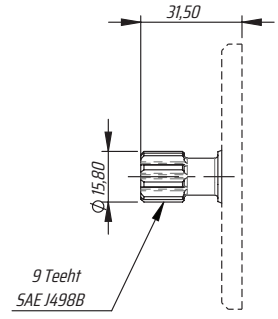

MAX 100 Nm

Fluid	Mineral or synthetic compatible with the following seals: NBR, FKM, FPM, Nylon				
Kinematic viscosity suggested	Average ambient temp. (°C)	< -10	-10÷10	10÷35	> 35
	VG (cSt = mm2/s)	22	32	46	68
Optimale kinematic viscosity			VG= 10 cSt ÷ 100 cSt		
Max kinematic viscosity suggested at the start-up			VG= 750 cSt		
Viscosity index suggested VI > 100		Working temperature -15°C +100°C			
Oil filtering			> 200 bar: 10 µm < 200 bar: 25 µm		
Inlet pressure			-0,3 ÷ 2 bar		

KAZEL HYDRAULIC EQUIPMENTS

TECHNICAL DATA
TEKNİK DATALAR

20 SERIES EDNA GEAR PUMP
20 SERİSİ EDNA DİŞLİ POMPA

GEAR PUMP ISO EDNA BD

DİŞLİ POMPA ISO EDNA BD

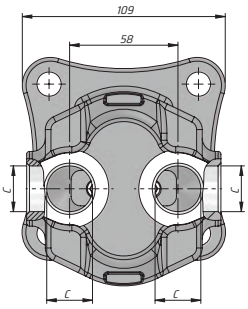

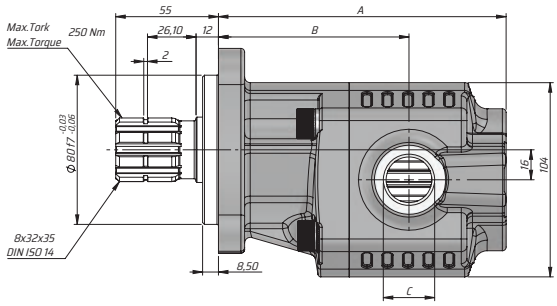

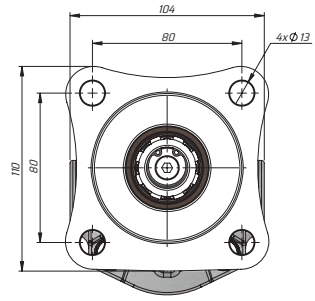

Kod Code	İletim Hacmi Displacement	Max. Sürekli Basıncı Max. Continuous Pressure	Maks. Aralıklı Basınç Max. Intermittent Pressure	Maks. Anlık Basınç Max. Peak Pressure	Maks. Sürekli Hız Max. Continuous Speed	Maks. Aralıklı Hız Max. Intermittent Speed	Min. Hız Min. Speed	A	B	Giriş Inlet	Çıkış Outlet
BD	(cm³/rev)	(100%)(BAR)	(20 sec.max)(BAR)	(6 sec.max)(BAR)	(RPM)	(RPM)	(RPM)	(mm)	(mm)	C	C
G20006SF131	6	280	310	325	2200	3000	300	124	90	G1/2"	G1/2"
G20010SF131	10							130	96		
G20016SF131	16							140	96		
G20020SF131	20	260	280	290				146	100		
G20025SF131	25	220	250	260				154	102	G3/4"	G3/4"
G20032SF131	32	190	210	220	2000	2800		165	113		
G20040SF131	40	160	180	190	1800	2500		178	126		

GEAR PUMP UNI EDNA BD

DİŞLİ POMPA UNI EDNA BD

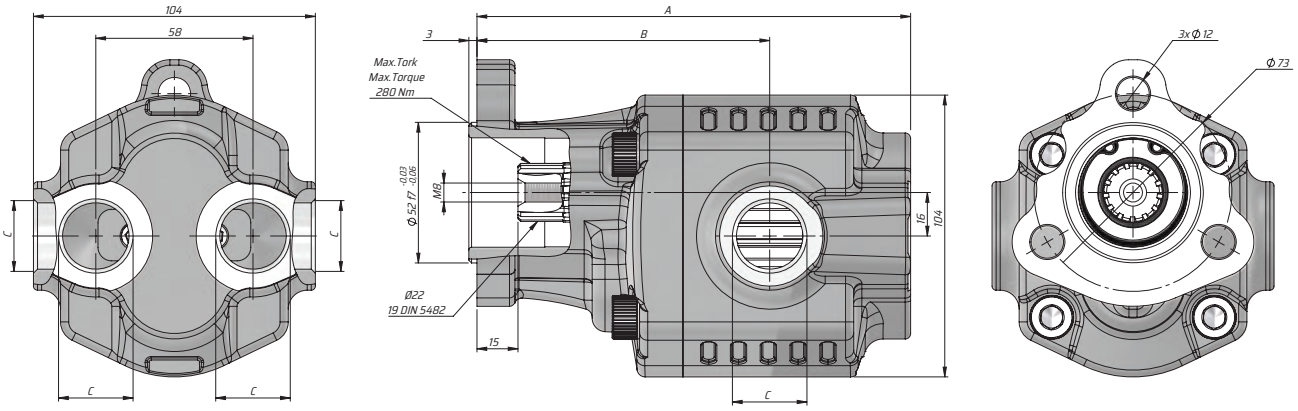

Kod Code	İletim Hacmi Displacement	Max. Sürekli Basıncı Max. Continuous Pressure	Maks. Aralıklı Basınç Max. Intermittent Pressure	Maks. Anlık Basınç Max. Peak Pressure	Maks. Sürekli Hız Max. Continuous Speed	Maks. Aralıklı Hız Max. Intermittent Speed	Min. Hız Min. Speed	A	B	Giriş Inlet	Çıkış Outlet
BD	(cm³/rev)	(100%)(BAR)	(20 sec.max)(BAR)	(6 sec.max)(BAR)	(RPM)	(RPM)	(RPM)	(mm)	(mm)	C	C
G20006UF731	6	280	310	325	2200	3000	300	130	96	G1/2"	G1/2"
G20010UF731	10							136	102		
G20014UF731	16							143	102		
G20016UF731	20	260	280	290				146	102		
G20020UF731	25	220	250	260				152	106	G3/4"	G3/4"
G20025UF731	32	190	210	220	2000	2800		160	108		
G20032UF731	40	160	180	190	1800	2500		171	119		

KAZEL HYDRAULIC EQUIPMENTS

TECHNICAL DATA
TEKNİK DATALAR

20 SERIES EDNA GEAR PUMP
20 SERİSİ EDNA DİŞLİ POMPA

GEAR PUMP K EDNA BD

DİŞLİ POMPA K EDNA BD

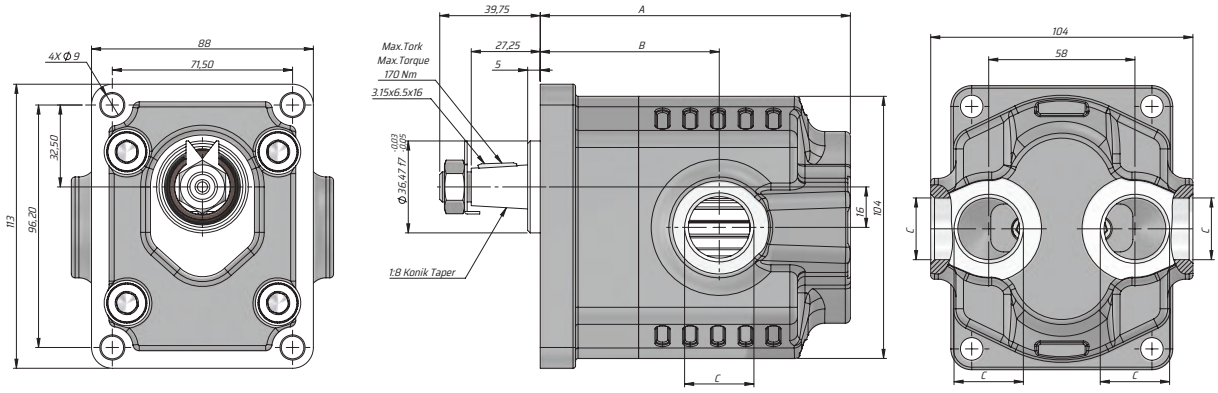

Kod Code	İletim Hacmi Displacement	Max. Sürekli Basıncı Max. Continuous Pressure	Hız Aralığı Speed Range (Hour/Minute)-(Rev / Minute)		A	B	Giriş Inlet	Çıkış Outlet
BD	(cm³/rev)	(BAR)	Min. Continuous Min. Sürekli	Max. Continuous Maks. Sürekli	(mm)	(mm)	C	C
G20006KK631	6	280	300	2300	93	59	G1/2"	G1/2"
G20010KK631	10				99	65		
G20016KK631	16				109	65		
G20020KK631	20	260			115	69		
G20025KK631	25	220			123	71	G3/4"	G3/4"
G20032KK631	32	190		2100	134	82		
G20040KK631	40	180		1900	147	95		

SAE A DÖRT PORT ÇİFT YÖNLÜ

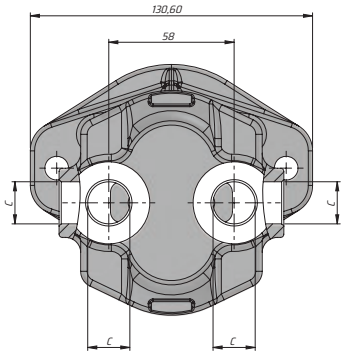

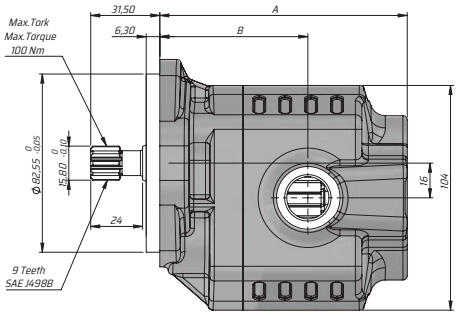

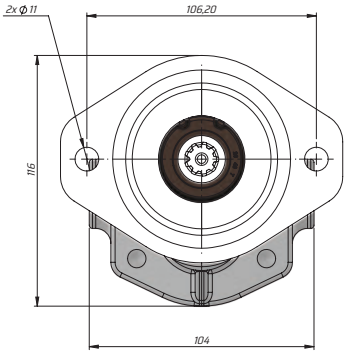

Kod Code	İletim Hacmi Displacement	Max. Sürekli Basıncı Max. Continuous Pressure	Maks. Aralıklı Basınç Max. Intermittent Pressure	Maks. Anlık Basınç Max. Peak Pressure	Maks. Sürekli Hız Max. Continuous Speed	Maks. Aralıklı Hız Max. Intermittent Speed	Min. Hız Min. Speed	A	B	Giriş Inlet	Çıkış Outlet
BD	(cm³/rev)	(100%)(BAR)	(20 sec.max)(BAR)	(6 sec.max)(BAR)	(RPM)	(RPM)	(RPM)	(mm)	(mm)	C	C
G2006AF1235	6	280	310	325	2200	3000	300	124	90	G1/2"	G1/2"
G2010AF1235	10							130	96		
G2016AF1235	16							140	96		
G2020AF1235	20	260	280	290				146	100		
G2025AF1235	25	220	250	260				154	102	G3/4"	G3/4"
G2032AF1235	32	190	210	220	2000	2800		165	113		
G2040AF1235	40	160	180	190	1800	2500		178	126		

KAZEL HYDRAULIC EQUIPMENTS

TECHNICAL DATA
TEKNİK DATALAR

20 SERIES EDNA GEAR PUMP
20 SERİSİ EDNA DİŞLİ POMPA

UNI SINGLE-SIDED
UNI TEK YÖNLÜ

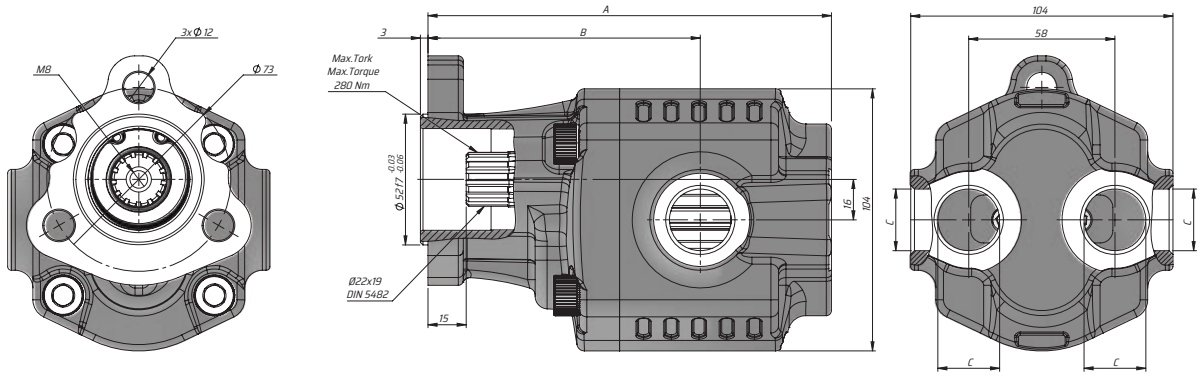

Kod Code		İletim Hacmi Displacement	Max. Sürekli Basıncı Max. Continuous Pressure	Hız Aralığı Speed Range (Hour/Minute)-(Rev / Minute)		A	B	Giriş Inlet	Çıkış Outlet
BD	BD	(cm³/rev)	(BAR)	Min. Continuous Min. Sürekli	Max. Continuous Maks. Sürekli	(mm)	(mm)	C	C
G20006UF711	G20006UF721	6	280	300	2300	130	96	G1/2"	G1/2"
G20010UF711	G20010UF721	10				136	102		
G20014UF711	G20014UF721	14				143	102		
G20016UF711	G20016UF721	16				146	102		
G20020UF711	G20020UF721	20	260			152	106		
G20025UF711	G20025UF721	25	220			160	108	G3/4"	G3/4"
G20032UF711	G20032UF721	32	190		2100	171	119		
G20040UF711	G20040UF721	40	180		1900	184	132		

K 20 (WITH ADAPTER)

K 20 (ADAPTÖRLÜ)

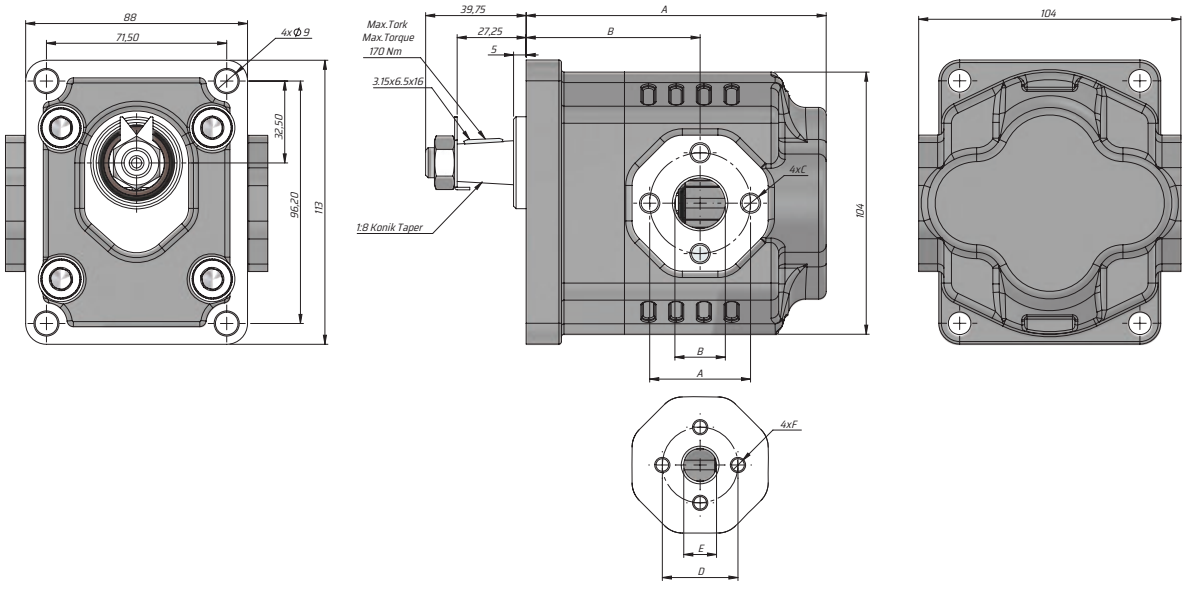

Kod Code	İletim Hacmi Displacement	Max. Continuous Pressure Max. Sürekli Basıncı	Speed Range Hız Aralığı (Hour/Minute)-(Rev / Minute)		A	B	Sol/Left - Sağ/Right					
							Giriş/Inlet			Çıkış/Outlet		
	(cm³/rev)	(BAR)	Min. Continuous Min. Sürekli	Max. Continuous Maks. Sürekli	(mm)	(mm)	C	D	E	F	G	H
G2006KK612	6	280	300	2300	119	69	40	20	M8	30	13	M6
G2006KK622							40	20	M8	30	13	M6
G2006KK632							40	20	M8	40	20	M8

* (1) Sol/Left
* (2) Sağ/Right
* (3) (Çift Yönlü)/Bi-Directional



30 SERİSİ EHASS DİŞLİ POMPA

30 SERIES EHASS GEAR PUMP

KAZELOGLU.COM.TR

KAZEL®
HYDRAULIC EQUIPMENTS

KAZEL HYDRAULIC EQUIPMENTS

CODING SYSTEM
KODLAMA SİSTEMİ

30 SERIES EHASS GEAR PUMP
30 SERİSİ EHASS DİŞLİ POMPA

G	30					
ÜRÜN TİPİ PRODUCT TYPE	**POMPA SERİSİ** PUMP SERIES	**LİTRE** LITER	**KAPAK TİPİ** COVER TYPE	**ŞAFT TİPİ** SHAFT TYPE	**DÖNÜŞ YÖNÜ** ROTATION	**GİRİŞ ÇIKIŞ DELİKLERİ** INLET OUTLET PORTS

17	17.2 cm³/rev
22	22.15 cm³/rev
27	27.3 cm³/rev
34	33.8 cm³/rev
43	43.8 cm³/rev
51	51.73 cm³/rev
61	61.95 cm³/rev
73	72.88 cm³/rev
82	82.13 cm³/rev
100	102.50 cm³/rev
125	127.50 cm³/rev

1	**SOL** LEFT
2	**SAĞ** RIGHT
3	**ÇİFT YÖNLÜ** BI-DIRECTIONAL

1	**Rakorlu Bağlantı** Pipe thread Connection
2	**Adaptörlü Bağlantılı** Adapter Connection
3	**Hidromotor** Hydromotor

S	**4 Delikli ISO** 4 Holes ISO
U	**3 Delikli UNI** 3 Holes UNI
F	**3 Delikli F-UNI** 3 Holes F-UNI
D	**6 Delikli D-UNI** 6 Holes D-UNI
K	**4 Delikli K** 4 Holes K
B	**2+4 SAE B** 2+4 SAE B

Bak. Sayfa
See Page .....

F1	**8x32x35** DIN ISO 14
F2	**1-3/8" ASAE** DIN 9611 *85 mm*
F3	**1-3/8" ASAE** DIN 9611
F4	**6x21x25** 21 UNI 222
F5	**13 Teeth** SAE J498B
F6	**15 Teeth** SAE J498B
F8	**1-3/8" ASAE** DIN 9611 *105 mm*
K1	**6.35x6.35x25.4 Kamalı Şaft** Keyed Shaft
K2	**4.79x4.76x32 Kamalı Şaft** Keyed Shaft
K3	**6.35x6.35x31.8 Kamalı Şaft** Keyed Shaft
K4	**6x6x25 Kamalı Şaft** Keyed Shaft
K5	**6x6x25 Kamalı Şaft** Keyed Shaft
K6	**1:8 Konik Kamalı Şaft** Tapered Keyed Shaft

Bk. Sayfa
See Page

Sağ Dönüşlü Pompa
Clockwise Rotation Pump

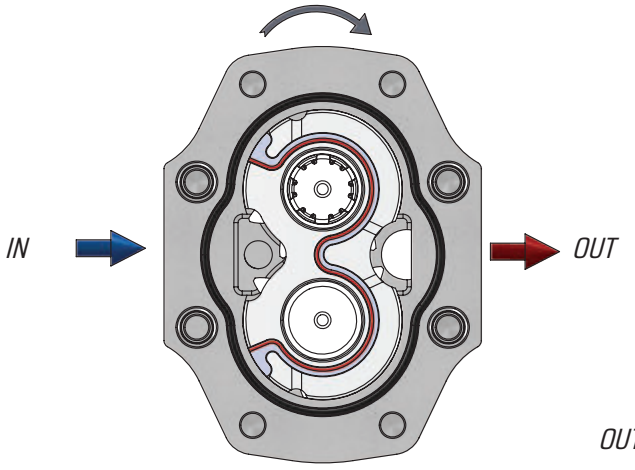

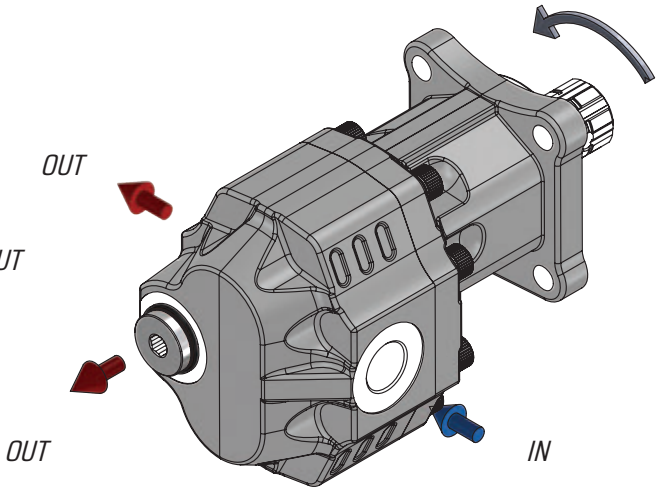

Sol Dönüşlü Pompa
Anticlockwise Rotation Pump

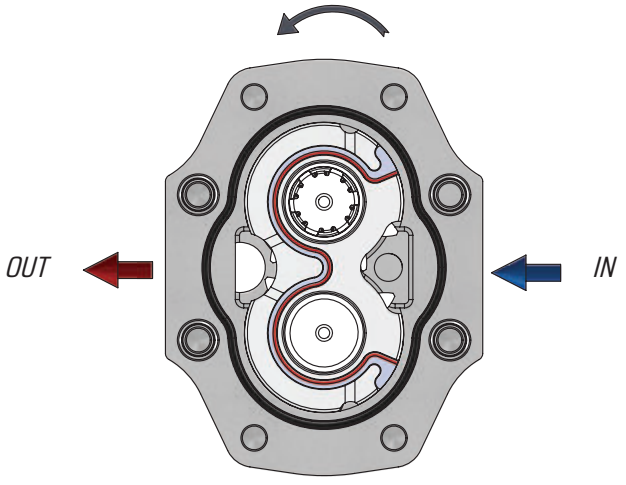

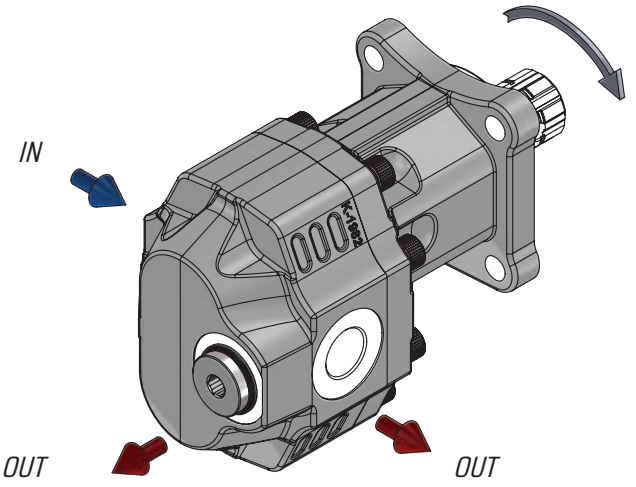

Çİft Dönüşlü Pompa
Bı-Dırectıonal Pump

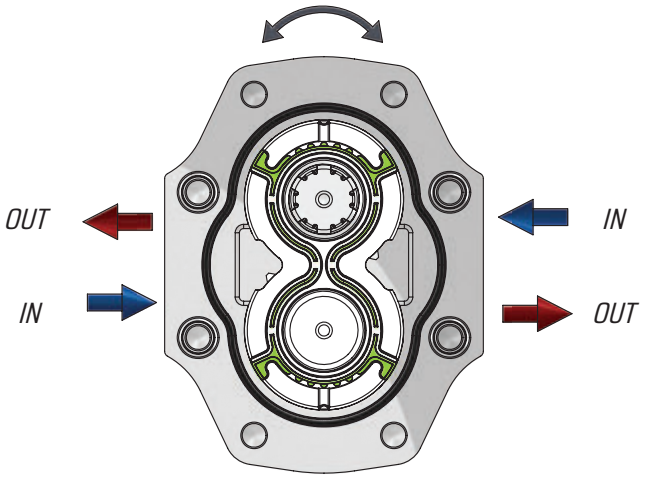

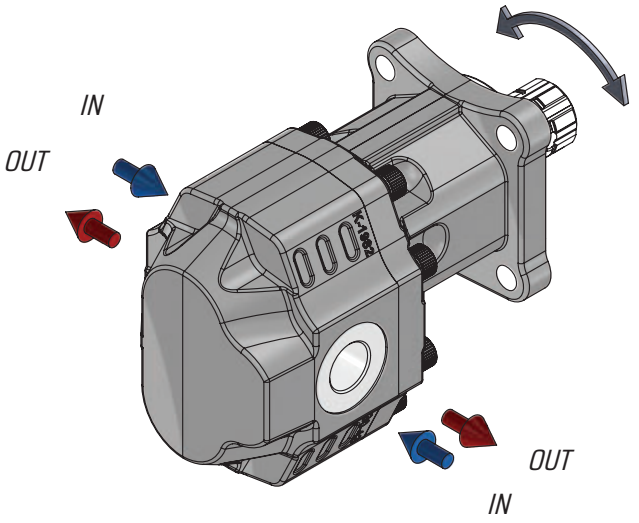

Çİft Dönüşlü Pompa
Bı-Dırectıonal Pump

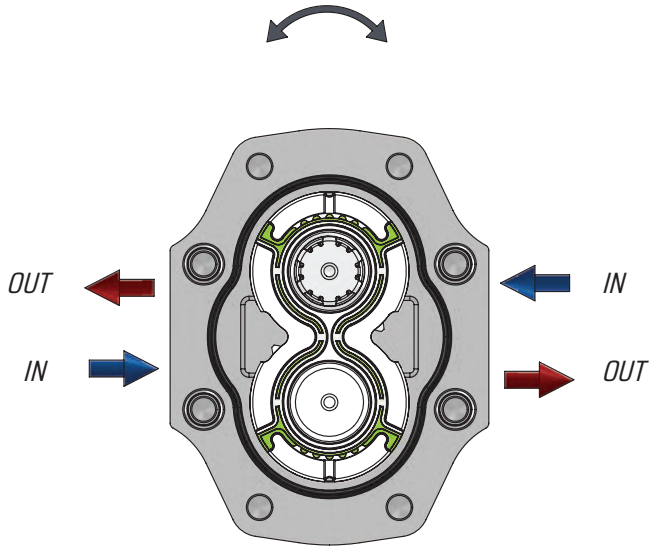

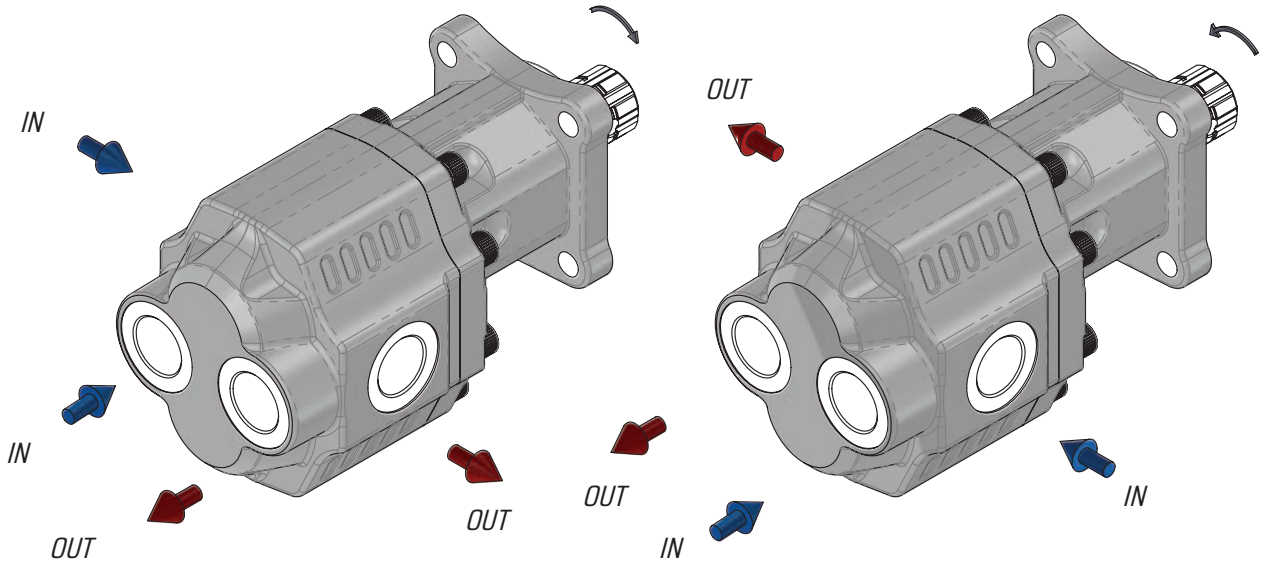

S

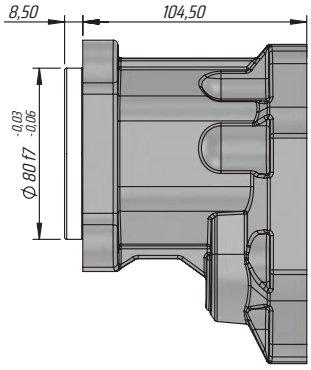
8,50
104,50
Ø 80 f7 -0,03 -0,06

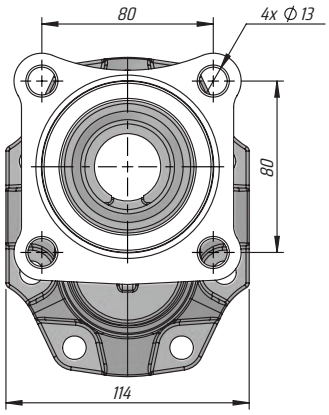
80
4x Ø 13
80
114

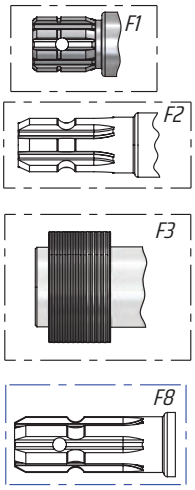
F1
F2
F3
F8

U

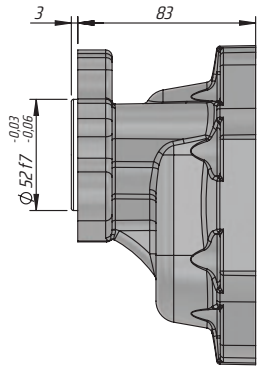
3
83
Ø 52 f7 -0,03 -0,06

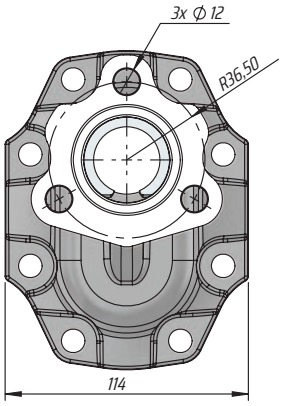
3x Ø 12
R36,50
114

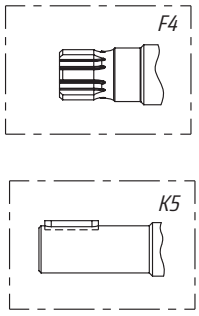
F4
K5

F

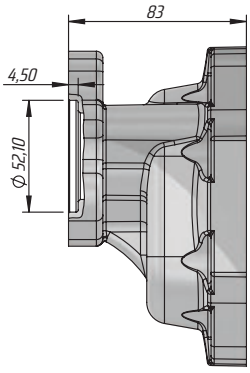
83
4,50
Ø 52,10

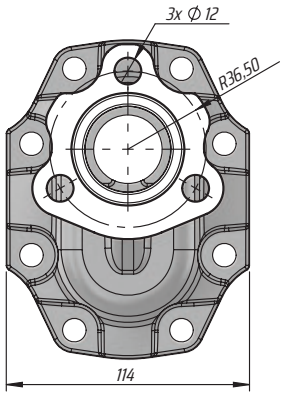
3x Ø 12
R36,50
114

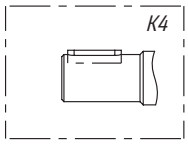
K4

KAZEL HYDRAULIC EQUIPMENTS

FRONT COVERS
ÖN KAPAKLAR

30 SERIES EHASS GEAR PUMP
30 SERİSİ EHASS DİŞLİ POMPA

D

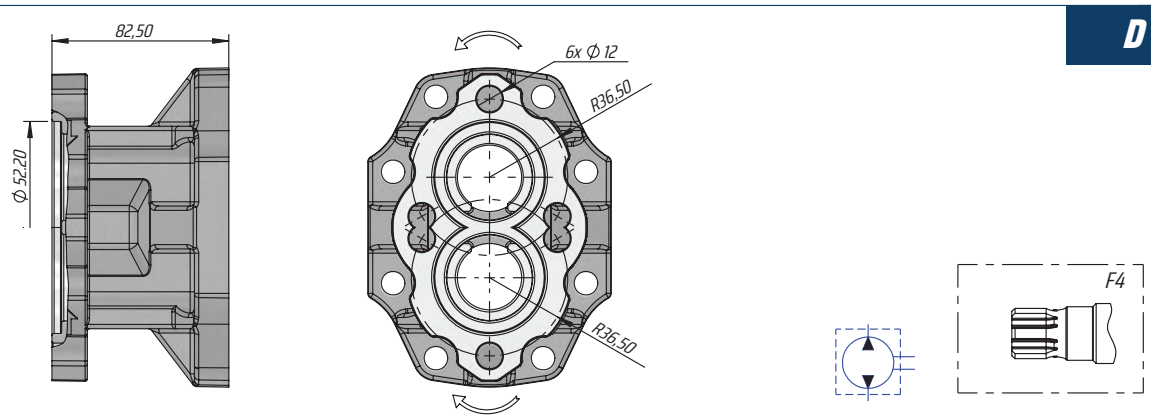

K

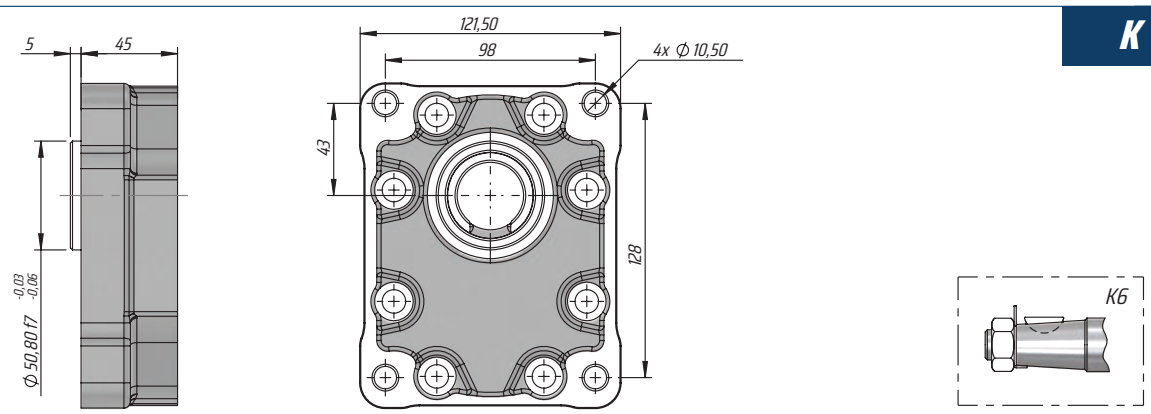

B

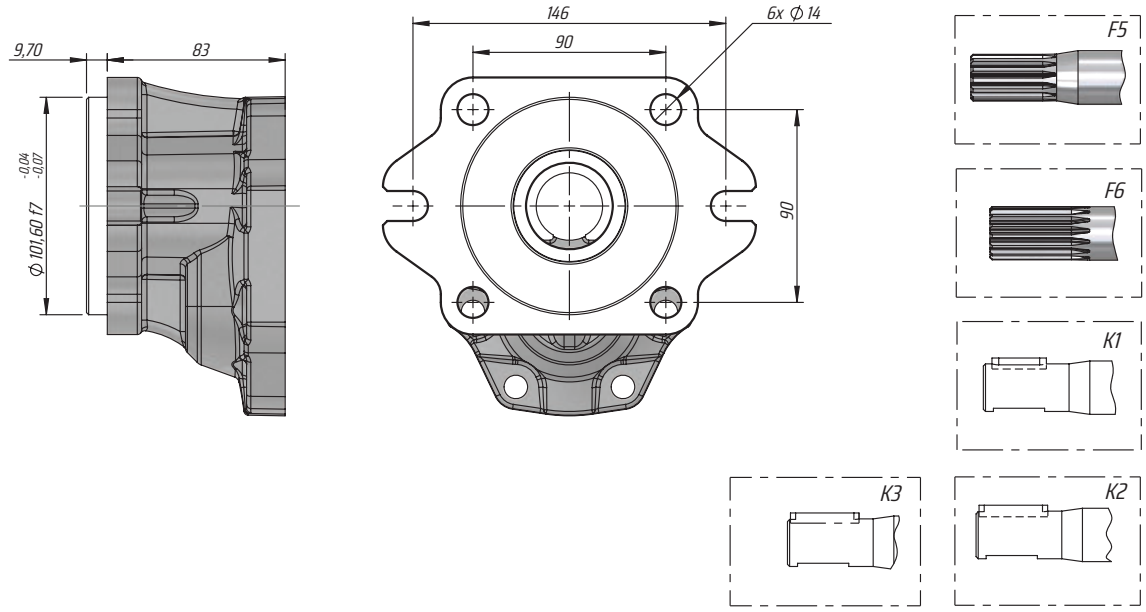

F1

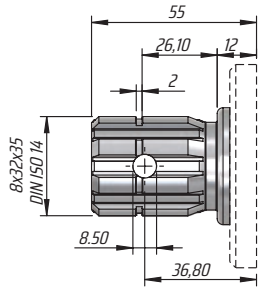

MAX 300 Nm

F2

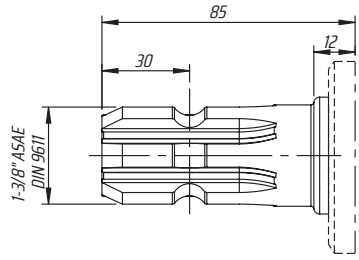

MAX 300 Nm

F3

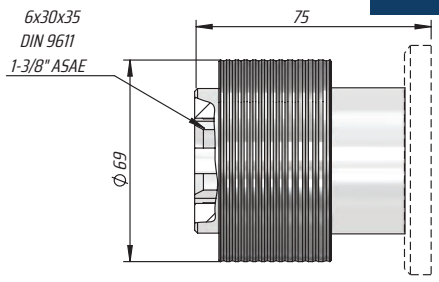

MAX 300 Nm

F4

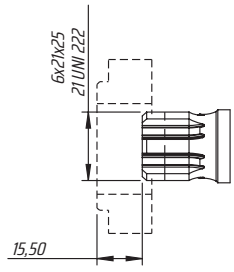

MAX 360 Nm

F5

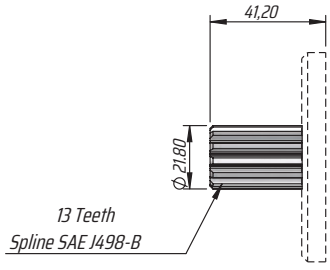

MAX 330 Nm

F6

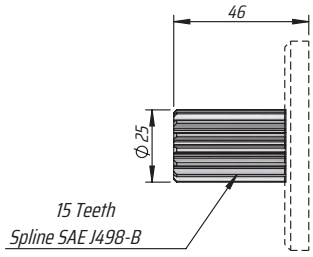

MAX 500 Nm

K1

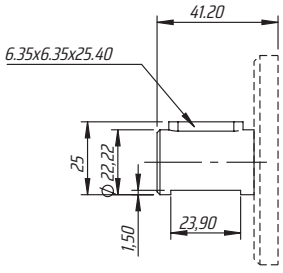

MAX 200 Nm

K2

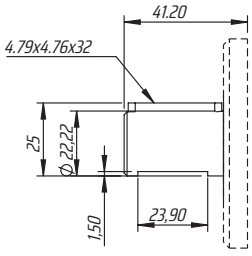

MAX 200 Nm

KAZEL HYDRAULIC EQUIPMENTS

SHAFT TYPES
ŞAFT TİPLERİ

30 SERIES EHASS GEAR PUMP
30 SERİSİ EHASS DİŞLİ POMPA

K3

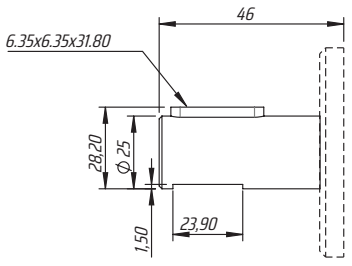

MAX 280 Nm

K4

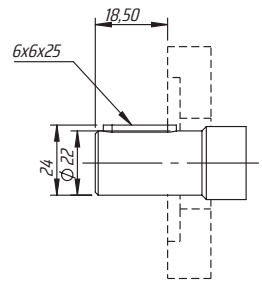

MAX 200 Nm

K5

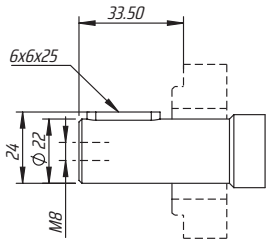

MAX 200 Nm

K6

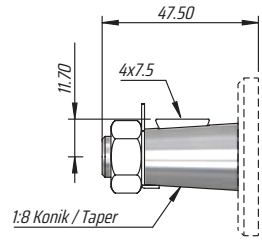

MAX 240 Nm

F8

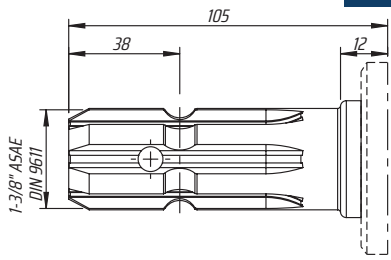

MAX 300 Nm

TEK YÖNLÜ RAKOR BAĞLANTILI DİŞLİ POMPA

SINGLE ROTATION GEAR PUMP WITH PIPE THREAD

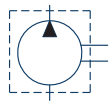

HİDROLİK SEMBOL
HYDRAULIC SYMBOL

Fluid	Mineral or synthetic compatible with the following seals: NBR, FKM, FPM, Nylon				
Kinematic viscosity suggested	Average ambient temp. (°C)	< -10	-10÷10	10÷35	> 35
	VG (cSt = mm²/s)	22	32	46	68
Optimale kinematic viscosity			VG= 10 cSt ÷ 100 cSt		
Max kinematic viscosity suggested at the start-up			VG= 750 cSt		
Viscosity index suggested VI > 100		Working temperature -15°C +100°C			
Oil filtering			> 200 bar: 10 µm < 200 bar: 25 µm		
Inlet pressure			-0,3 ÷ 2 bar		

ÇİFT YÖNLÜ RAKOR BAĞLANTILI DİŞLİ POMPA

BI-DIRECTIONAL GEAR PUMP WITH PIPE THREAD

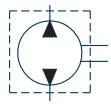

HİDROLİK SEMBOL
HYDRAULIC SYMBOL

Fluid	Mineral or synthetic compatible with the following seals: NBR, FKM, FPM, Nylon				
Kinematic viscosity suggested	Average ambient temp. (°C)	< -10	-10÷10	10÷35	> 35
	VG (cSt = mm²/s)	22	32	46	68
Optimale kinematic viscosity			VG= 10 cSt ÷ 100 cSt		
Max kinematic viscosity suggested at the start-up			VG= 750 cSt		
Viscosity index suggested VI > 100		Working temperature -15°C +100°C			
Oil filtering			> 200 bar: 10 µm < 200 bar: 25 µm		
Inlet pressure			-0,3 ÷ 2 bar		

TEK YÖNLÜ ADAPTÖR BAĞLANTILI DİŞLİ POMPA

SINGLE ROTATION GEAR PUMP WITH ADAPTER CONNECTION

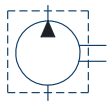

HİDROLİK SEMBOL
HYDRAULIC SYMBOL

Fluid	Mineral or synthetic compatible with the following seals: NBR, FKM, FPM, Nylon				
Kinematic viscosity suggested	Average ambient temp. (°C)	< -10	-10÷10	10÷35	> 35
	VG (cSt = mm²/s)	22	32	46	68
Optimale kinematic viscosity			VG= 10 cSt ÷ 100 cSt		
Max kinematic viscosity suggested at the start-up			VG= 750 cSt		
Viscosity index suggested VI > 100		Working temperature -15°C +100°C			
Oil filtering			> 200 bar: 10 µm < 200 bar: 25 µm		
Inlet pressure			-0,3 ÷ 2 bar		

ÇİFT YÖNLÜ HİDROMOTOR RAKORLU

BI-DIRECTIONAL HYDROMOTOR PIPE THREAD

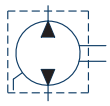

HİDROLİK SEMBOL
HYDRAULIC SYMBOL

Fluid	Mineral or synthetic compatible with the following seals: NBR, FKM, FPM, Nylon				
Kinematic viscosity suggested	Average ambient temp. (°C)	< -10	-10÷10	10÷35	> 35
	VG (cSt = mm²/s)	22	32	46	68
Optimale kinematic viscosity			VG= 10 cSt ÷ 100 cSt		
Max kinematic viscosity suggested at the start-up			VG= 750 cSt		
Viscosity index suggested VI > 100		Working temperature -15°C +100°C			
Oil filtering			> 200 bar: 10 µm < 200 bar: 25 µm		
Inlet pressure			-0,3 ÷ 2 bar		

TEK YÖNLÜ ADAPTÖR BAĞLANTILI DİŞLİ POMPA

SINGLE ROTATION GEAR PUMP WITH ADAPTER CONNECTION

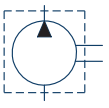

HİDROLİK SEMBOL
HYDRAULIC SYMBOL

Fluid	Mineral or synthetic compatible with the following seals: NBR, FKM, FPM, Nylon				
Kinematic viscosity suggested	Average ambient temp. (°C)	< -10	-10÷10	10÷35	> 35
	VG (cSt = mm²/s)	22	32	46	68
Optimale kinematic viscosity			VG= 10 cSt ÷ 100 cSt		
Max kinematic viscosity suggested at the start-up			VG= 750 cSt		
Viscosity index suggested VI > 100		Working temperature -15°C +100°C			
Oil filtering			> 200 bar: 10 µm < 200 bar: 25 µm		
Inlet pressure			-0,3 ÷ 2 bar		

ÇİFT YÖNLÜ HİDROMOTOR RAKORLU

BI-DIRECTIONAL HYDROMOTOR PIPE THREAD

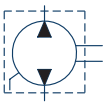

HİDROLİK SEMBOL
HYDRAULIC SYMBOL

Fluid	Mineral or synthetic compatible with the following seals: NBR, FKM, FPM, Nylon				
Kinematic viscosity suggested	Average ambient temp. (°C)	< -10	-10÷10	10÷35	> 35
	VG (cSt = mm²/s)	22	32	46	68
Optimale kinematic viscosity			VG= 10 cSt ÷ 100 cSt		
Max kinematic viscosity suggested at the start-up			VG= 750 cSt		
Viscosity index suggested VI > 100		Working temperature -15°C +100°C			
Oil filtering			> 200 bar: 10 µm < 200 bar: 25 µm		
Inlet pressure			-0,3 ÷ 2 bar		

KAZEL HYDRAULIC EQUIPMENTS

TECHNICAL DATA
TEKNİK DATALAR

30 SERIES EHASS GEAR PUMP
30 SERİSİ EHASS DİŞLİ POMPA

SAE B EHASS DUPLEX (WITH ADAPTER-F5)

SAE B EHASS ÇİFT YÖNLÜ (ADAPTÖRLÜ-F5)

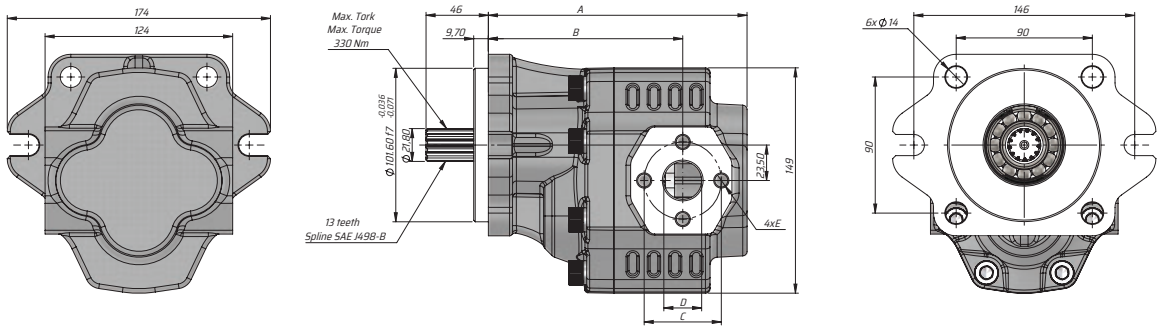

Kod Code	İletim hacmi Displacement	Max. Sürekli Basıncı Max. Continuous pressure	Maks. Aralıklı Basınç Max. Intermittent Pressure	Maks. Anlık Basınç Max. Peak Pressure	Maks. Sürekli Hız Max. Continuous Speed	Maks. Aralıklı Hız Max. Intermittent Speed	Min. Hız Min. Speed	A	B	Giriş Inlet			Çıkış Outlet		
BD	(cm³/rev)	(100%)(BAR)	(20 sec.max)(BAR)	(6 sec.max)(BAR)	(RPM)	(RPM)	(RPM)	(mm)	(mm)	C	D	E	C	D	E
G30022BF532	22	290	315	325	2500	3000	300	158	118,50	51	25	M10	51	25	M10
G30027BF532	27							160	118,50						
G30034BF532	34	280	300	310	2200	2800		165	122,50						
G30043BF532	43	270	290	300	2000	2500		171	128,50						
G30051BF532	51	240	260	280				176	125,50						
G30061BF532	61	220	240	250	1900			184	132,50						
G30082BF532	82	205	225	230				195	140,50	62	33	M12	62	33	M12

SAE B EHASS ÇİFT YÖNLÜ (ADAPTÖRLÜ-F6)

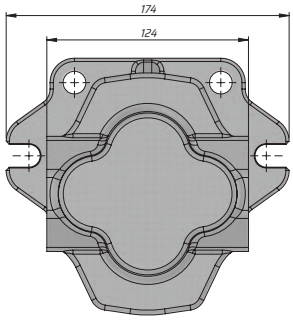

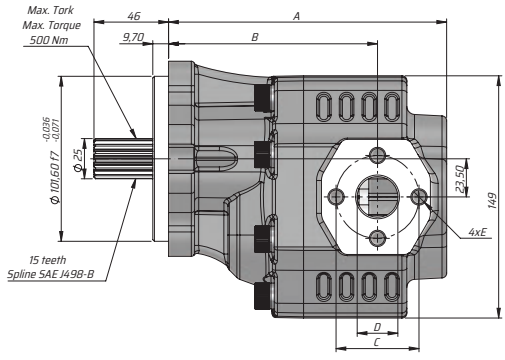

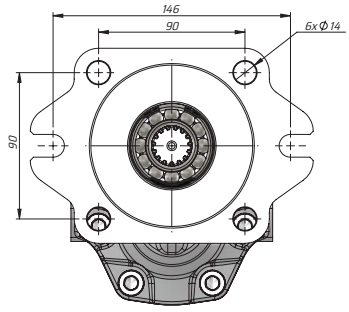

Kod Code	İletim hacmi Displacement	Max. Sürekli Basıncı Max. Continuous pressure	Maks. Aralıklı Basınç Max. Intermittent Pressure	Maks. Anlık Basınç Max. Peak Pressure	Maks. Sürekli Hız Max. Continuous Speed	Maks. Aralıklı Hız Max. Intermittent Speed	Min. Hız Min. Speed	A	B	Giriş Inlet			Çıkış Outlet		
BD	(cm³/rev)	(100%)(BAR)	(20 sec.max)(BAR)	(6 sec.max)(BAR)	(RPM)	(RPM)	(RPM)	(mm)	(mm)	C	D	E	C	D	E
G30022BF632	22	290	315	325	2500	3000	300	154	118,50	51	25	M10	51	25	M10
G30027BF632	27							160	118,50						
G30034BF632	34	280	300	310	2200	2800		165	122,50						
G30043BF632	43	270	290	300	2000	2500		171	128,50						
G30051BF632	51	240	260	280				176	125,50						
G30061BF632	61	220	240	250	1900			184	132,50						
G30082BF632	82	205	225	230				195	140,50	62	33	M12	62	33	M12

KAZEL HYDRAULIC EQUIPMENTS

TECHNICAL DATA
TEKNİK DATALAR

30 SERIES EHASS GEAR PUMP
30 SERİSİ EHASS DİŞLİ POMPA

SAE B EHASS DUPLEX (WITH ADAPTER-K1)

SAE B EHASS ÇİFT YÖNLÜ (ADAPTÖRLÜ-K1)

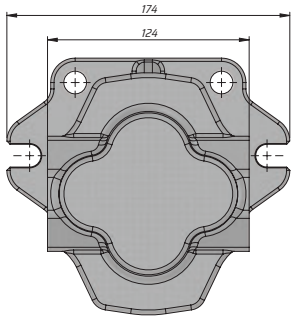

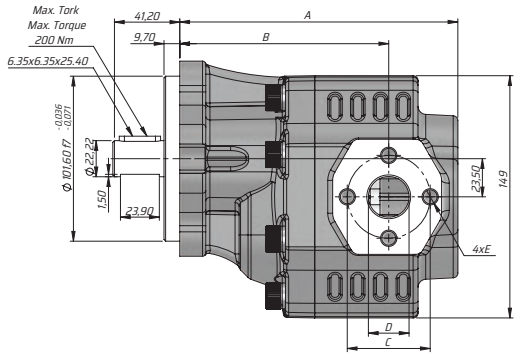

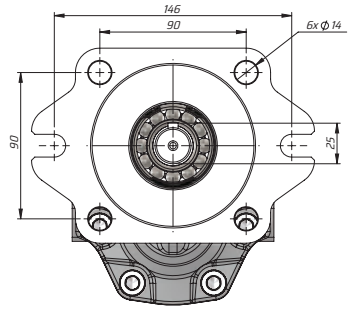

Kod Code	İletim hacmi Displacement	Max. Sürekli Basıncı Max. Continuous pressure	Maks. Aralıklı Basınç Max. Intermittent Pressure	Maks. Anlık Basınç Max. Peak Pressure	Maks. Sürekli Hız Max. Continuous Speed	Maks. Aralıklı Hız Max. Intermittent Speed	Min. Hız Min. Speed	A	B	Giriş Inlet			Çıkış Outlet		
BD	(cm³/rev)	(100%)(BAR)	(20 sec.max)(BAR)	(6 sec.max)(BAR)	(RPM)	(RPM)	(RPM)	(mm)	(mm)	C	D	E	C	D	E
G30022BK132	22	290	315	325	2500	3000	300	154	118,50	51	25	M10	51	25	M10
G30027BK132	27							160	118,50						
G30034BK132	34	280	300	310	2200	2800		165	122,50						
G30043BK132	43	270	290	300	2000	2500		171	128,50						
G30051BK132	51	240	260	280				176	125,50						
G30061BK132	61	220	240	250	1900			184	132,50						
G30082BK132	82	205	225	230				195	140,50	62	33	M12	62	33	M12

SAE B EHASS ÇİFT YÖNLÜ (ADAPTÖRLÜ-K2)

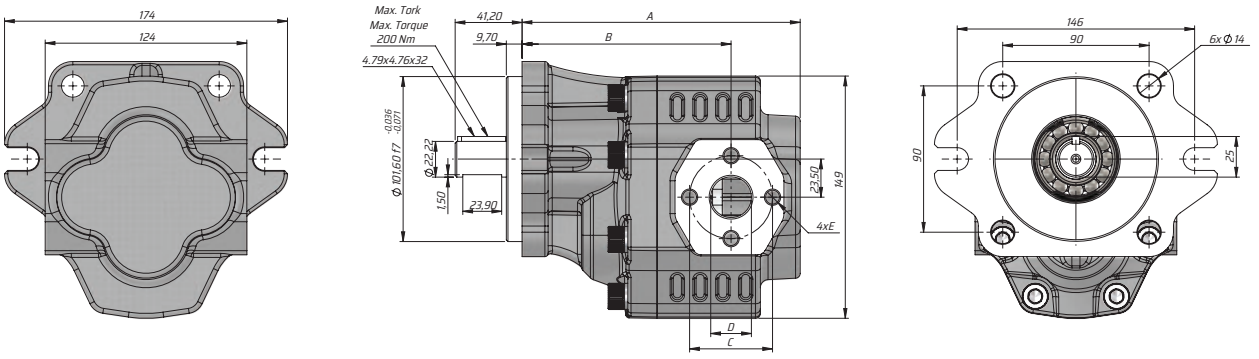

Kod Code	İletim hacmi Displacement	Max. Sürekli Basıncı Max. Continuous pressure	Maks. Aralıklı Basınç Max. Intermittent Pressure	Maks. Anlık Basınç Max. Peak Pressure	Maks. Sürekli Hız Max. Continuous Speed	Maks. Aralıklı Hız Max. Intermittent Speed	Min. Hız Min. Speed	A	B	Giriş Inlet			Çıkış Outlet		
BD	(cm³/rev)	(100%)(BAR)	(20 sec.max)(BAR)	(6 sec.max)(BAR)	(RPM)	(RPM)	(RPM)	(mm)	(mm)	C	D	E	C	D	E
G30022BK232	22	290	315	325	2500	3000	300	154	118,50	51	25	M10	51	25	M10
G30027BK232	27							160	118,50						
G30034BK232	34	280	300	310	2200	2800		165	122,50						
G30043BK232	43	270	290	300	2000	2500		171	128,50						
G30051BK232	51	240	260	280				176	125,50						
G30061BK232	61	220	240	250	1900			184	132,50						
G30082BK232	82	205	225	230				195	140,50	62	33	M12	62	33	M12

KAZEL HYDRAULIC EQUIPMENTS

TECHNICAL DATA
TEKNİK DATALAR

30 SERIES EHASS GEAR PUMP
30 SERİSİ EHASS DİŞLİ POMPA

F-UNI EHASS BI-DIRECTIONAL (WITH ADAPTER-K4)

F-UNI EHASS ÇİFT YÖNLÜ (ADAPTÖRLÜ-K4)



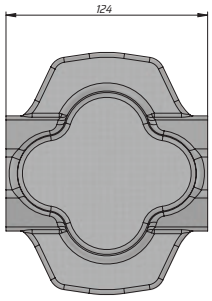

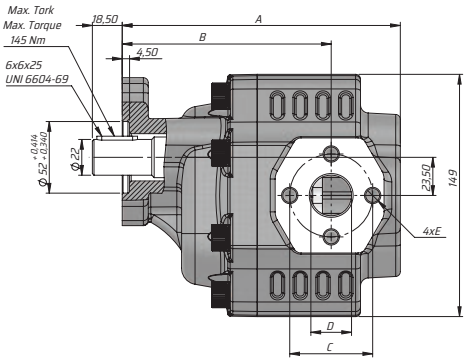

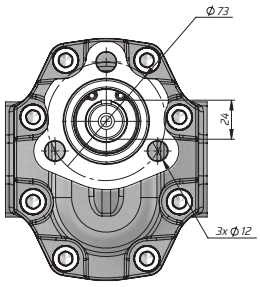

Kod Code	İletim hacmi Displacement	Max. Sürekli Basıncı Max. Continuous pressure	Maks. Aralıklı Basınç Max. Intermittent Pressure	Maks. Anlık Basınç Max. Peak Pressure	Maks. Sürekli Hız Max. Continuous Speed	Maks. Aralıklı Hız Max. Intermittent Speed	Min. Hız Min. Speed	A	B	Giriş Inlet			Çıkış Outlet		
BD	(cm³/rev)	(100%)(BAR)	(20 sec.max)(BAR)	(6 sec.max)(BAR)	(RPM)	(RPM)	(RPM)	(mm)	(mm)	C	D	E	C	D	E
G30022FK432	22	290	315	325	2500	3000	300	154	118,50	51	25	M10	51	25	M10
G30027FK432	27							160	118,50						
G30034FK432	34	280	300	310	2200	2800		165	122,50						
G30043FK432	43	270	290	300	2000	2500		171	128,50						
G30051FK432	51	240	260	280				176	125,50						
G30061FK432	61	220	240	250	1900			184	132,50						
G30082FK432	82	205	225	230				195	140,50	62	33	M12	62	33	M12

K EHASS ÇİFT YÖNLÜ (ADAPTÖRLÜ-K6)

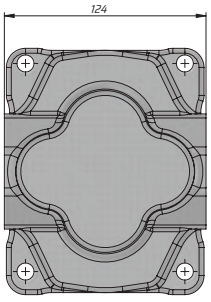

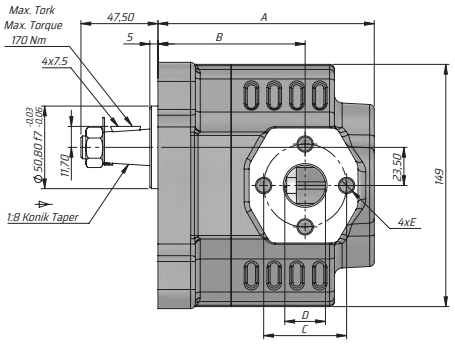

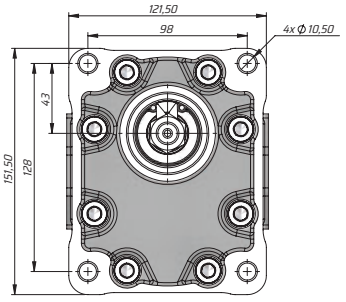

Kod Code	İletim hacmi Displacement	Max. Sürekli Basıncı Max. Continuous pressure	Maks. Aralıklı Basınç Max. Intermittent Pressure	Maks. Anlık Basınç Max. Peak Pressure	Maks. Sürekli Hız Max. Continuous Speed	Maks. Aralıklı Hız Max. Intermittent Speed	Min. Hız Min. Speed	A	B	Giriş Inlet			Çıkış Outlet		
BD	(cm³/rev)	(100%)(BAR)	(20 sec.max)(BAR)	(6 sec.max)(BAR)	(RPM)	(RPM)	(RPM)	(mm)	(mm)	C	D	E	C	D	E
G30022KK632	22	290	315	325	2500	3000	300	154	118,50	51	25	M10	51	25	M10
G30027KK632	27							160	118,50						
G30034KK632	34	280	300	310	2200	2800		165	122,50						
G30043KK632	43	270	290	300	2000	2500		171	128,50						
G30051KK632	51	240	260	280				176	125,50						
G30061KK632	61	220	240	250	1900			184	132,50						
G30082KK632	82	205	225	230				195	140,50	62	33	M12	62	33	M12

KAZEL HYDRAULIC EQUIPMENTS

TECHNICAL DATA
TEKNİK DATALAR

30 SERIES EHASS GEAR PUMP
30 SERİSİ EHASS DİŞLİ POMPA

ASAE EHASS BIDIRECTIONAL (WITH ADAPTER-F2)

ASAE EHASS ÇİFT YÖNLÜ (ADAPTÖRLÜ-F2)

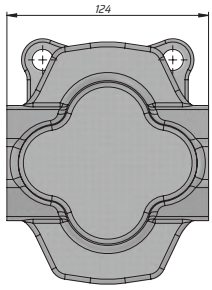

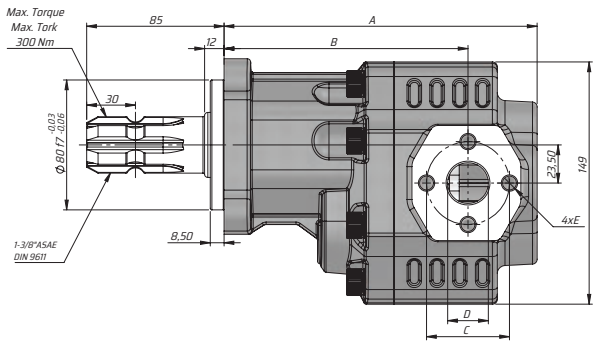

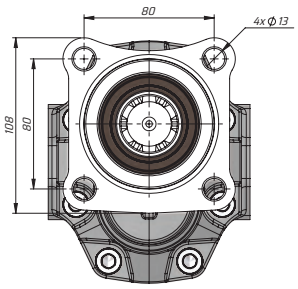

Kod Code	İletim hacmi Displacement	Max. Sürekli Basıncı Max. Continuous pressure	Maks. Aralıklı Basınç Max. Intermittent Pressure	Maks. Anlık Basınç Max. Peak Pressure	Maks. Sürekli Hız Max. Continuous Speed	Maks. Aralıklı Hız Max. Intermittent Speed	Min. Hız Min. Speed	A	B	Giriş Inlet			Çıkış Outlet		
BD	(cm³/rev)	(100%)(BAR)	(20 sec.max)(BAR)	(6 sec.max)(BAR)	(RPM)	(RPM)	(RPM)	(mm)	(mm)	C	D	E	C	D	E
G30022SF232	22	290	315	325	2500	3000	300	175,50	140	51	25	M10	51	25	M10
G30027SF232	27							181,50	140						
G30034SF232	34	280	300	310	2200	2800		186,50	144						
G30043SF232	43	270	290	300	2000	2500		192,50	150						
G30051SF232	51	240	260	280				197,50	143						
G30061SF232	61	220	240	250	1900			205,50	145						
G30082SF232	82	205	225	230				216,50	162	62	33	M12	62	33	M12

ASAE EHASS ÇİFT YÖNLÜ (ADAPTÖRLÜ-F8)



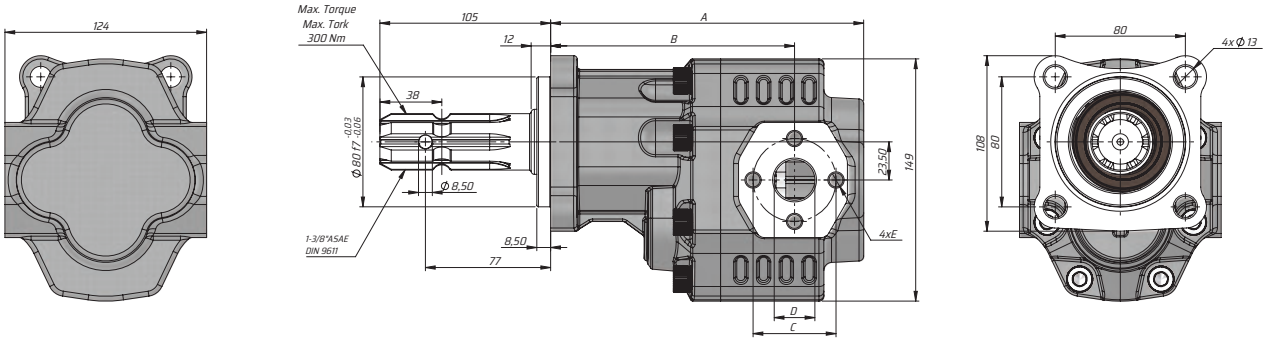

Kod Code	İletim hacmi Displacement	Max. Sürekli Basıncı Max. Continuous pressure	Maks. Aralıklı Basınç Max. Intermittent Pressure	Maks. Anlık Basınç Max. Peak Pressure	Maks. Sürekli Hız Max. Continuous Speed	Maks. Aralıklı Hız Max. Intermittent Speed	Min. Hız Min. Speed	A	B	Giriş Inlet			Çıkış Outlet		
BD	(cm³/rev)	(100%)(BAR)	(20 sec.max)(BAR)	(6 sec.max)(BAR)	(RPM)	(RPM)	(RPM)	(mm)	(mm)	C	D	E	C	D	E
G30022SF832	22	290	315	325	2500	3000	300	175,50	140	51	25	M10	51	25	M10
G30027SF832	27							181,50	140						
G30034SF832	34	280	300	310	2200	2800		186,50	144						
G30043SF832	43	270	290	300	2000	2500		192,50	150						
G30051SF832	51	240	260	280				197,50	143						
G30061SF832	61	220	240	250	1900			205,50	145						
G30082SF832	82	205	225	230				216,50	162	62	33	M12	62	33	M12

KAZEL HYDRAULIC EQUIPMENTS

TECHNICAL DATA
TEKNİK DATALAR

30 SERIES EHASS GEAR PUMP
30 SERİSİ EHASS DİŞLİ POMPA

ISO EHASS BIDIRECTIONAL (WITH ADAPTER-F1)

ISO EHASS ÇİFT YÖNLÜ (ADAPTÖRLÜ-F1)

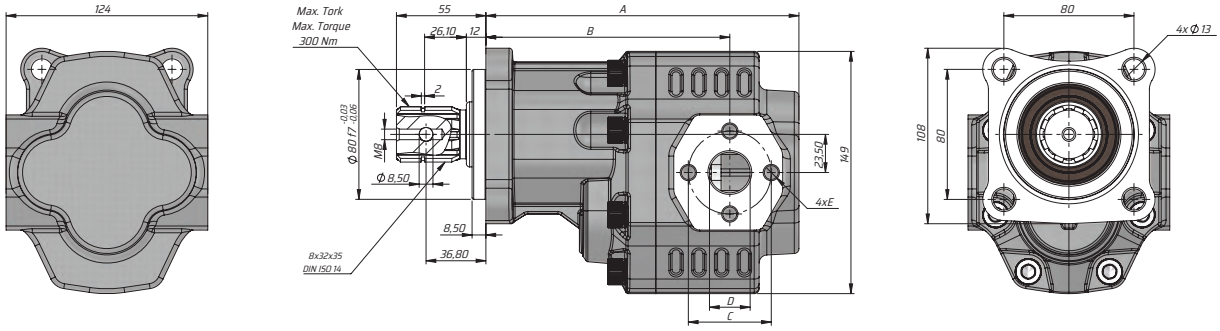

Kod Code	İletim hacmi Displacement	Max. Sürekli Basıncı Max. Continuous pressure	Maks. Aralıklı Basınç Max. Intermittent Pressure	Maks. Anlık Basınç Max. Peak Pressure	Maks. Sürekli Hız Max. Continuous Speed	Maks. Aralıklı Hız Max. Intermittent Speed	Min. Hız Min. Speed	A	B	Giriş Inlet			Çıkış Outlet		
BD	(cm³/rev)	(100%)(BAR)	(20 sec.max)(BAR)	(6 sec.max)(BAR)	(RPM)	(RPM)	(RPM)	(mm)	(mm)	C	D	E	C	D	E
G300275F132	22	290	315	325	2500	3000	300	175,50	140	51	25	M10	51	25	M10
G300345F132	27							181,50	140						
G300435F132	34	280	300	310	2200	2800		186,50	144						
G300515F132	43	270	290	300	2000	2500		192,50	150						
G300615F132	51	240	260	280				197,50	143						
G300825F132	61	220	240	250	1900			205,50	145						
G300825F121	82	205	225	230				216,50	162	62	33	M12	62	33	M12

TRC EHASS ÇİFT YÖNLÜ (ADAPTÖRLÜ-F3)

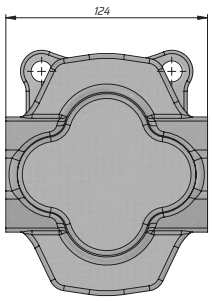

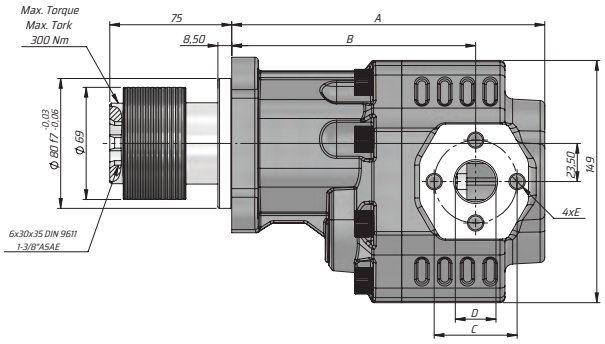

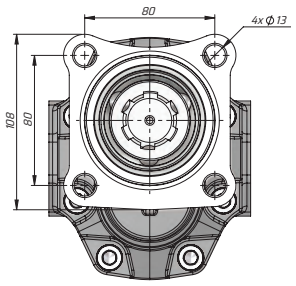

Kod Code	İletim hacmi Displacement	Max. Sürekli Basıncı Max. Continuous pressure	Maks. Aralıklı Basınç Max. Intermittent Pressure	Maks. Anlık Basınç Max. Peak Pressure	Maks. Sürekli Hız Max. Continuous Speed	Maks. Aralıklı Hız Max. Intermittent Speed	Min. Hız Min. Speed	A	B	Giriş Inlet			Çıkış Outlet		
BD	(cm³/rev)	(100%)(BAR)	(20 sec.max)(BAR)	(6 sec.max)(BAR)	(RPM)	(RPM)	(RPM)	(mm)	(mm)	C	D	E	C	D	E
G300225F332	22	290	315	325	2500	3000	300	175,50	140	51	25	M10	51	25	M10
G300275F332	27							181,50	140						
G300345F332	34	280	300	310	2200	2800		186,50	144						
G300435F332	43	270	290	300	2000	2500		192,50	150						
G300515F332	51	240	260	280				197,50	143						
G300615F332	61	220	240	250	1900			205,50	145						
G300825F332	82	205	225	230				216,50	162	62	33	M12	62	33	M12

KAZEL HYDRAULIC EQUIPMENTS

TECHNICAL DATA
TEKNİK DATALAR

30 SERIES EHASS GEAR PUMP
30 SERİSİ EHASS DİŞLİ POMPA

UNI EHASS DUPLEX (WITH ADAPTER-F4)

UNI EHASS ÇİFT YÖNLÜ (ADAPTÖRLÜ-F4)

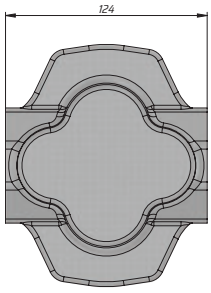

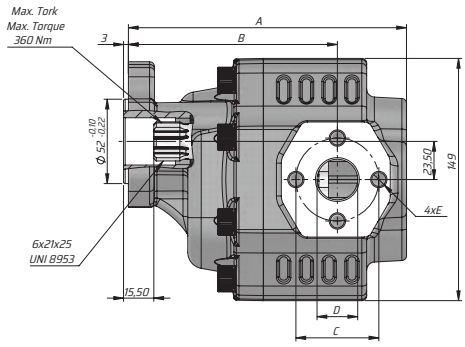

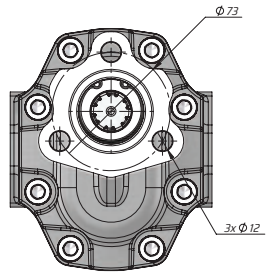

Kod Code	İletim hacmi Displacement	Max. Sürekli Basıncı Max. Continuous pressure	Maks. Aralıklı Basınç Max. Intermittent Pressure	Maks. Anlık Basınç Max. Peak Pressure	Maks. Sürekli Hız Max. Continuous Speed	Maks. Aralıklı Hız Max. Intermittent Speed	Min. Hız Min. Speed	A	B	Giriş Inlet			Çıkış Outlet		
BD	(cm³/rev)	(100%)(BAR)	(20 sec.max)(BAR)	(6 sec.max)(BAR)	(RPM)	(RPM)	(RPM)	(mm)	(mm)	C	D	E	C	D	E
G30022UF432	22	290	315	325	2500	3000	300	154	118,50	51	25	M10	51	25	M10
G30027UF432	27							160	118,50						
G30034UF432	34	280	300	310	2200	2800		165	122,50						
G30043UF432	43	270	290	300	2000	2500		171	128,50						
G30051UF432	51	240	260	280				176	125,50						
G30061UF432	61	220	240	250	1900			184	132,50						
G30082UF432	82	205	225	230				195	140,50	62	33	M12	62	33	M12

UNI EHASS BIDIRECTIONAL (WITH ADAPTER-K5)

UNI EHASS ÇİFT YÖNLÜ (ADAPTÖRLÜ-K5)

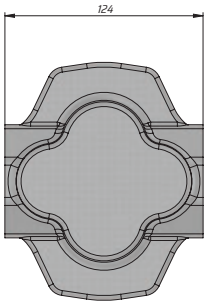

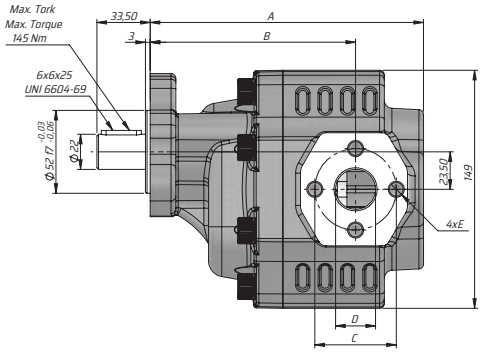

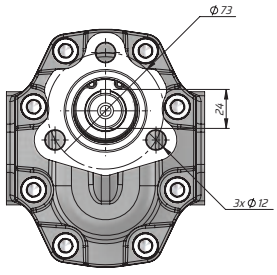

Kod Code	İletim hacmi Displacement	Max. Sürekli Basıncı Max. Continuous pressure	Maks. Aralıklı Basınç Max. Intermittent Pressure	Maks. Anlık Basınç Max. Peak Pressure	Maks. Sürekli Hız Max. Continuous Speed	Maks. Aralıklı Hız Max. Intermittent Speed	Min. Hız Min. Speed	A	B	Giriş Inlet			Çıkış Outlet		
BD	(cm³/rev)	(100%)(BAR)	(20 sec.max)(BAR)	(6 sec.max)(BAR)	(RPM)	(RPM)	(RPM)	(mm)	(mm)	C	D	E	C	D	E
G30022UK532	22	290	315	325	2500	3000	300	154	118,50	51	25	M10	51	25	M10
G30027UK532	27							160	118,50						
G30034UK532	34	280	300	310	2200	2800		165	122,50						
G30043UK532	43	270	290	300	2000	2500		171	128,50						
G30051UK532	51	240	260	280				176	125,50						
G30061UK532	61	220	240	250	1900			184	132,50						
G30082UK532	82	205	225	230				195	140,50	62	33	M12	62	33	M12

KAZEL HYDRAULIC EQUIPMENTS

TECHNICAL DATA
TEKNİK DATALAR

30 SERIES EHASS GEAR PUMP
30 SERİSİ EHASS DİŞLİ POMPA

SAE B EHASS BI-DIRECTIONAL HYDROMOTOR (WITH GLAND-F5)

SAE B EHASS ÇİFT YÖNLÜ HYDROMOTOR (RAKORLU-F5)



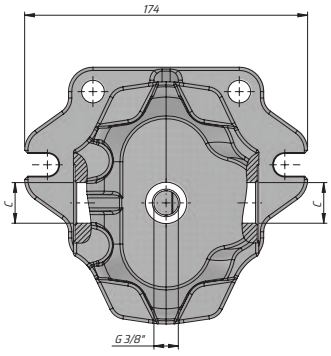

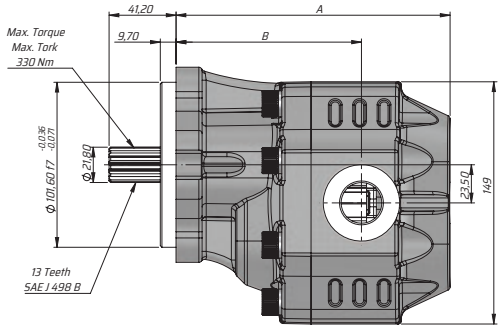

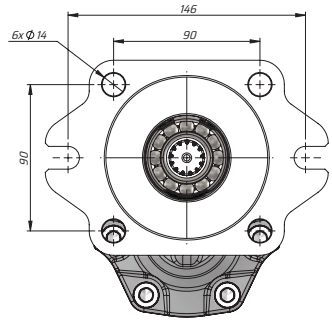

Kod Code	İletim hacmi Displacement	Max. Sürekli Basıncı Max. Continuous pressure	Maks. Aralıklı Basınç Max. Intermittent Pressure	Maks. Anlık Basınç Max. Peak Pressure	Maks. Sürekli Hız Max. Continuous Speed	Maks. Aralıklı Hız Max.Intermittent Speed	Min. Hız Min. Speed	A	B	Giriş Inlet	Çıkış Outlet
BD	(cm³/rev)	(100%)(BAR)	(20 sec.max)(BAR)	(6 sec.max)(BAR)	(RPM)	(RPM)	(RPM)	(mm)	(mm)	C	C
GM30017BF531	17	290	315	325	2500	3000	300	151,5	103	G1/2"	G1/2"
GM30022BF531	22							155,5	104,5		
GM30027BF531	27							157,5	108		
GM30034BF531	34	280	300	310	2200	2800		162,5	109	G3/4"	G3/4"
GM30043BF531	43	270	290	300	2000	2500		168,5	114		
GM30051BF531	51	240	260	280				173,5	114		
GM30061BF531	61	220	240	250	1900			183,5	120,5	G1"	G1"
GM30073BF531	73	205	225	230				186,5	123		
GM30082BF531	82							192,5	124,5		
GM30100BF531	100	180	200	220	1500	1800		205,5	138,5	G1 1/4"	G1 1/4"
GM30125BF531	125	160	180	200				221,5	142,5		

SAE B EHASS ÇİFT YÖNLÜ HYDROMOTOR (RAKORLU-F6)

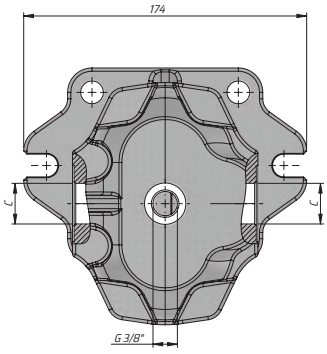

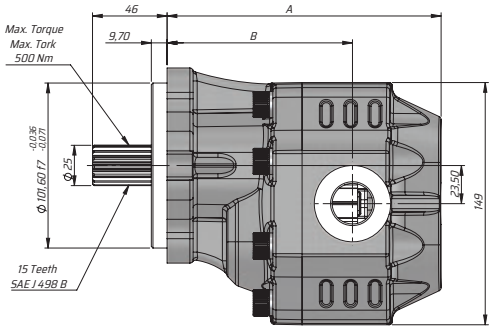

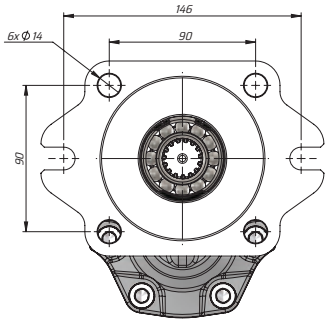

Kod Code	İletim hacmi Displacement	Max. Sürekli Basıncı Max. Continuous pressure	Maks. Aralıklı Basınç Max. Intermittent Pressure	Maks. Anlık Basınç Max. Peak Pressure	Maks. Sürekli Hız Max. Continuous Speed	Maks. Aralıklı Hız Max.Intermittent Speed	Min. Hız Min. Speed	A	B	Giriş Inlet	Çıkış Outlet
BD	(cm³/rev)	(100%)(BAR)	(20 sec.max)(BAR)	(6 sec.max)(BAR)	(RPM)	(RPM)	(RPM)	(mm)	(mm)	C	C
GM30017BF631	17	290	315	325	2500	3000	300	151,5	103	G1/2"	G1/2"
GM30022BF631	22							155,5	104,5		
GM30027BF631	27							157,5	108		
GM30034BF631	34	280	300	310	2200	2800		162,5	109	G3/4"	G3/4"
GM30043BF631	43	270	290	300	2000	2500		168,5	114		
GM30051BF631	51	240	260	280				173,5	114		
GM30061BF631	61	220	240	250	1900			183,5	120,5	G1"	G1"
GM30073BF631	73	205	225	230				186,5	123		
GM30082BF631	82							192,5	124,5		
GM30100BF631	100	180	200	220	1500	1800		205,5	138,5	G1 1/4"	G1 1/4"
GM30125BF631	125	160	180	200				221,5	142,5		

KAZEL HYDRAULIC EQUIPMENTS

TECHNICAL DATA
TEKNİK DATALAR

30 SERIES EHASS GEAR PUMP
30 SERİSİ EHASS DİŞLİ POMPA

SAE B EHASS BI-DIRECTIONAL HYDROMOTOR (WITH GLAND-K1)

SAE B EHASS ÇİFT YÖNLÜ HYDROMOTOR (RAKORLU-K1)

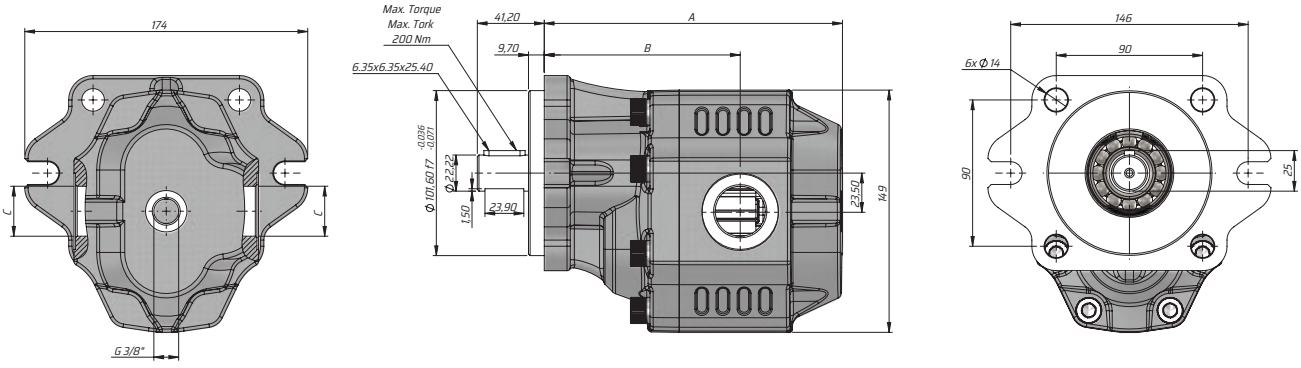

Kod Code	İletim hacmi Displacement	Max. Sürekli Basıncı Max. Continuous pressure	Maks. Aralıklı Basınç Max. Intermittent Pressure	Maks. Anlık Basınç Max. Peak Pressure	Maks. Sürekli Hız Max. Continuous Speed	Maks. Aralıklı Hız Max.Intermittent Speed	Min. Hız Min. Speed	A	B	Giriş Inlet	Çıkış Outlet
BD	(cm³/rev)	(100%)(BAR)	(20 sec.max)(BAR)	(6 sec.max)(BAR)	(RPM)	(RPM)	(RPM)	(mm)	(mm)	C	C
GM30017BK131	17	290	315	325	2500	3000	300	151.5	103	G1/2"	G1/2"
GM30022BK131	22							155.5	104.5		
GM30027BK131	27							157.5	108		
GM30034BK131	34	280	300	310	2200	2800		162.5	109	G3/4"	G3/4"
GM30043BK131	43	270	290	300	2000	2500		168.5	114		
GM30051BK131	51	240	260	280				173.5	114		
GM30061BK131	61	220	240	250	1900			183.5	120.5	G1"	G1"
GM30073BK131	73	205	225	230				186.5	123		
GM30082BK131	82							192.5	124.5		
GM30100BK131	100	180	200	220	1500	1800		205.5	138.5	G1 1/4"	G1 1/4"
GM30125BK131	125	160	180	200				221.5	142.5		

SAE B EHASS ÇİFT YÖNLÜ HYDROMOTOR (RAKORLU-K2)

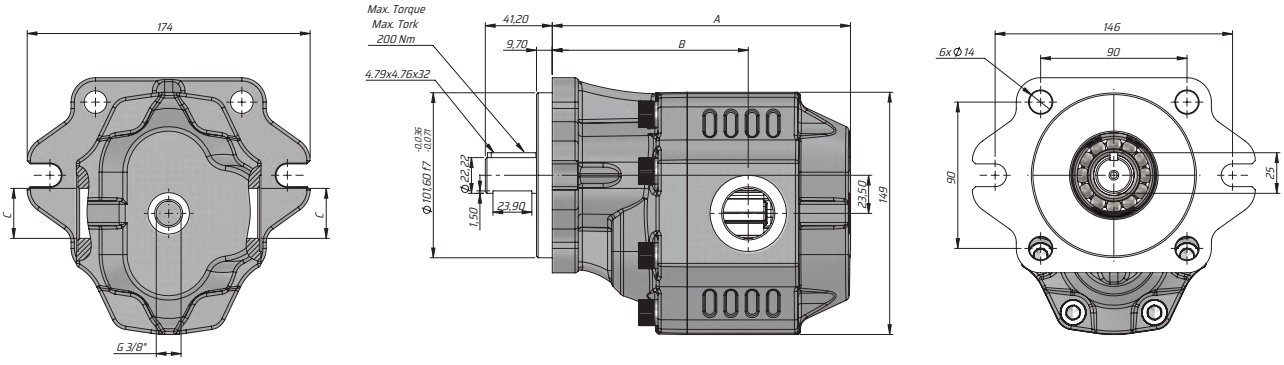

Kod Code	İletim hacmi Displacement	Max. Sürekli Basıncı Max. Continuous pressure	Maks. Aralıklı Basınç Max. Intermittent Pressure	Maks. Anlık Basınç Max. Peak Pressure	Maks. Sürekli Hız Max. Continuous Speed	Maks. Aralıklı Hız Max.Intermittent Speed	Min. Hız Min. Speed	A	B	Giriş Inlet	Çıkış Outlet
BD	(cm³/rev)	(100%)(BAR)	(20 sec.max)(BAR)	(6 sec.max)(BAR)	(RPM)	(RPM)	(RPM)	(mm)	(mm)	C	C
GM30017BK231	17	290	315	325	2500	3000	300	151.5	103	G1/2"	G1/2"
GM30022BK231	22							155.5	104.5		
GM30027BK231	27							157.5	108		
GM30034BK231	34	280	300	310	2200	2800		162.5	109	G3/4"	G3/4"
GM30043BK231	43	270	290	300	2000	2500		168.5	114		
GM30051BK231	51	240	260	280				173.5	114		
GM30061BK231	61	220	240	250	1900			183.5	120.5	G1"	G1"
GM30073BK231	73	205	225	230				186.5	123		
GM30082BK231	82							192.5	124.5		
GM30100BK231	100	180	200	220	1500	1800		205.5	138.5	G1 1/4"	G1 1/4"
GM30125BK231	125	160	180	200				221.5	142.5		

KAZEL HYDRAULIC EQUIPMENTS

TECHNICAL DATA
TEKNİK DATALAR

30 SERIES EHASS GEAR PUMP
30 SERİSİ EHASS DİŞLİ POMPA

F UNI EHASS BI-DIRECTIONAL HYDROMOTOR (WITH GLAND-K4)

F UNI EHASS ÇİFT YÖNLÜ HYDROMOTOR (RAKORLU-K4)

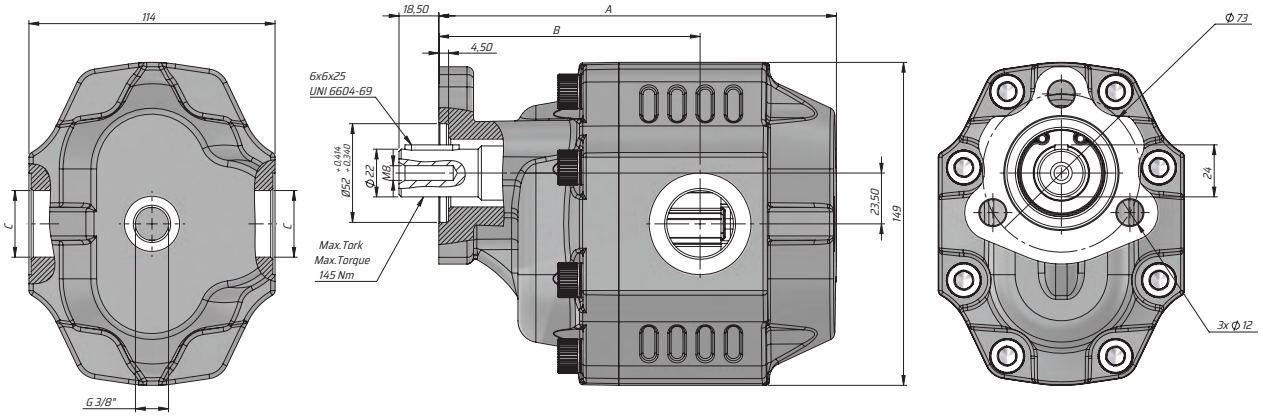

Kod Code	İletim hacmi Displacement	Max. Sürekli Basıncı Max. Continuous pressure	Maks. Aralıklı Basınç Max. Intermittent Pressure	Maks. Anlık Basınç Max. Peak Pressure	Maks. Sürekli Hız Max. Continuous Speed	Maks. Aralıklı Hız Max.Intermittent Speed	Min. Hız Min. Speed	A	B	Giriş Inlet	Çıkış Outlet
BD	(cm³/rev)	(100%)(BAR)	(20 sec.max)(BAR)	(6 sec.max)(BAR)	(RPM)	(RPM)	(RPM)	(mm)	(mm)	(	(
GM30017FK431	17	290	315	325	2500	3000	300	151.5	103	G1/2"	G1/2"
GM30022FK431	22							155.5	104.5		
GM30027FK431	27							157.5	108		
GM30034FK431	34	280	300	310	2200	2800		162.5	109	G3/4"	G3/4"
GM30043FK431	43	270	290	300	2000	2500		168.5	114		
GM30051FK431	51	240	260	280				173.5	114		
GM30061FK431	61	220	240	250	1900			183.5	120.5	G1"	G1"
GM30073FK431	73	205	225	230				186.5	123		
GM30082FK431	82							192.5	124.5		
GM30100FK431	100	180	200	220	1500	1800		205.5	138.5	G1 1/4"	G1 1/4"
GM30125FK431	125	160	180	200				221.5	142.5		

K EHASS ÇİFT YÖNLÜ HYDROMOTOR (RAKORLU-K6)

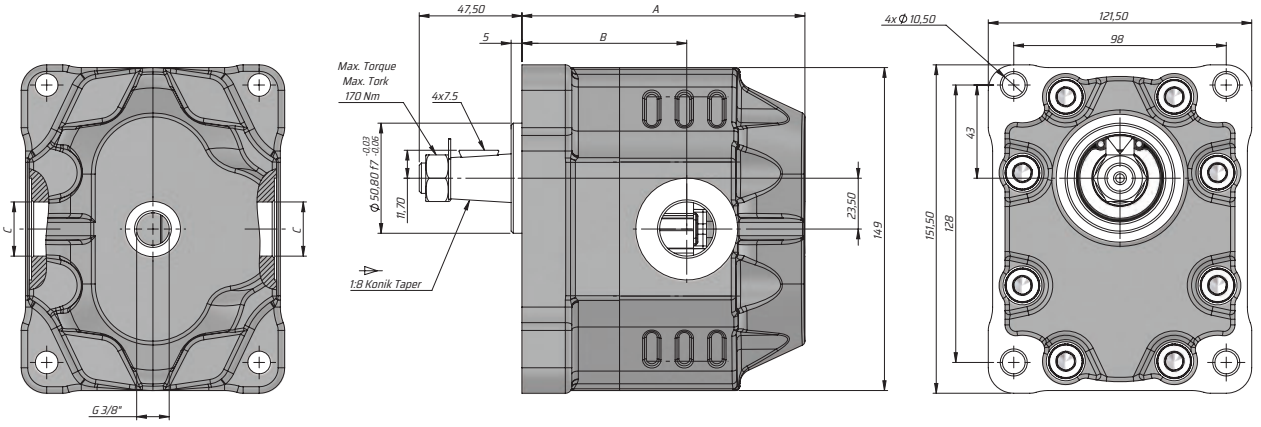

Kod Code	İletim hacmi Displacement	Max. Sürekli Basıncı Max. Continuous pressure	Maks. Aralıklı Basınç Max. Intermittent Pressure	Maks. Anlık Basınç Max. Peak Pressure	Maks. Sürekli Hız Max. Continuous Speed	Maks. Aralıklı Hız Max.Intermittent Speed	Min. Hız Min. Speed	A	B	Giriş Inlet	Çıkış Outlet
BD	(cm³/rev)	(100%)(BAR)	(20 sec.max)(BAR)	(6 sec.max)(BAR)	(RPM)	(RPM)	(RPM)	(mm)	(mm)	C	C
GM30017KK631	17	290	315	325	2500	3000	300	112	65	G1/2"	G1/2"
GM30022KK631	22							118	70		
GM30027KK631	27							123	71		
GM30034KK631	34	280	300	310	2200	2800		129	76	G3/4"	G3/4"
GM30043KK631	43	270	290	300	2000	2500		134	76		
GM30051KK631	51	240	260	280				142	82.5		
GM30061KK631	61	220	240	250	1900			154.5	84.50	G1"	G1"
GM30073KK631	73	205	225	230				153	86.5		
GM30082KK631	82							166	100.5		
GM30100KK631	100	180	200	220	1500	1800		182	104.5	G1 1/4"	G1 1/4"
GM30125KK631	125	160	180	200				183.5	104.5		

KAZEL HYDRAULIC EQUIPMENTS

TECHNICAL DATA
TEKNİK DATALAR

30 SERIES EHASS GEAR PUMP
30 SERİSİ EHASS DİŞLİ POMPA

ASAE EHASS BIDIRECTIONAL HYDROMOTOR (WITH GLAND-F2)

ASAE EHASS ÇİFT YÖNLÜ HYDROMOTOR (RAKORLU-F2)

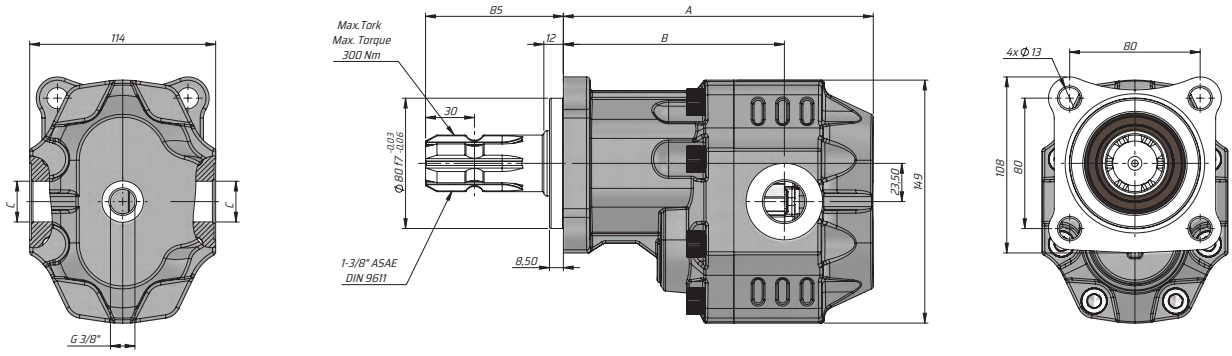

Kod Code	İletim hacmi Displacement	Max. Sürekli Basıncı Max. Continuous pressure	Maks. Aralıklı Basınç Max. Intermittent Pressure	Maks. Anlık Basınç Max. Peak Pressure	Maks. Sürekli Hız Max. Continuous Speed	Maks. Aralıklı Hız Max.Intermittent Speed	Min. Hız Min. Speed	A	B	Giriş Inlet	Çıkış Outlet
BD	(cm³/rev)	(100%)(BAR)	(20 sec.max)(BAR)	(6 sec.max)(BAR)	(RPM)	(RPM)	(RPM)	(mm)	(mm)	C	C
GM30017SF231	17	290	315	325	2500	3000	300	173	124.5	G1/2"	G1/2"
GM30022SF231	22							177	126		
GM30027SF231	27							179	129.5		
GM30034SF231	34	280	300	310	2200	2800		184	130.5	G3/4"	G3/4"
GM30043SF231	43	270	290	300	2000	2500		190	135.5		
GM30051SF231	51	240	260	280				195	135.5		
GM30061SF231	61	220	240	250	1900			205	142	G1"	G1"
GM30073SF231	73	205	225	230				208	144.5		
GM30082SF231	82							214	146		
GM30100SF231	100	180	200	220	1500	1800		227	160	G1 1/4"	G1 1/4"
GM30125SF231	125	160	180	200				243	164		

ASAE EHASS ÇİFT YÖNLÜ HYDROMOTOR (RAKORLU-F8)



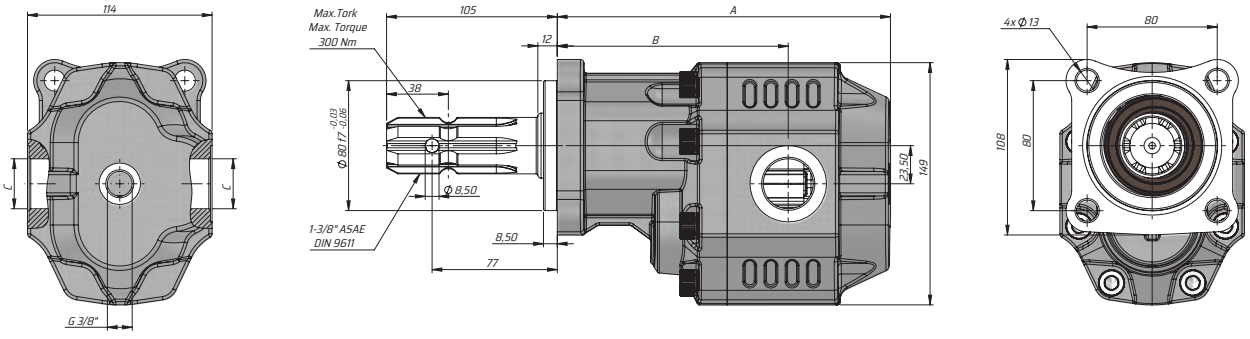

Kod Code	İletim hacmi Displacement	Max. Sürekli Basıncı Max. Continuous pressure	Maks. Aralıklı Basınç Max. Intermittent Pressure	Maks. Anlık Basınç Max. Peak Pressure	Maks. Sürekli Hız Max. Continuous Speed	Maks. Aralıklı Hız Max.Intermittent Speed	Min. Hız Min. Speed	A	B	Giriş Inlet	Çıkış Outlet
BD	(cm³/rev)	(100%)(BAR)	(20 sec.max)(BAR)	(6 sec.max)(BAR)	(RPM)	(RPM)	(RPM)	(mm)	(mm)	C	C
GM30017SF831	17	290	315	325	2500	3000	300	173	124.5	G1/2"	G1/2"
GM30022FK431	22							177	126		
GM30027SF831	27							179	129.5		
GM30034SF831	34	280	300	310	2200	2800		184	130.5	G3/4"	G3/4"
GM30043SF831	43	270	290	300	2000	2500		190	135.5		
GM30051SF831	51	240	260	280				195	135.5		
GM30061SF831	61	220	240	250	1900			205	142	G1"	G1"
GM30073SF831	73	205	225	230				208	144.5		
GM30082SF831	82							214	146		
GM30100SF831	100	180	200	220	1500	1800		227	160	G1 1/4"	G1 1/4"
GM30125SF831	125	160	180	200				243	164		

KAZEL HYDRAULIC EQUIPMENTS

TECHNICAL DATA
TEKNİK DATALAR

30 SERIES EHASS GEAR PUMP
30 SERİSİ EHASS DİŞLİ POMPA

ISO EHASS BI-DIRECTIONAL HYDROMOTOR (WITH GLAND-F1)

ISO EHASS ÇİFT YÖNLÜ HYDROMOTOR (RAKORLU-F1)

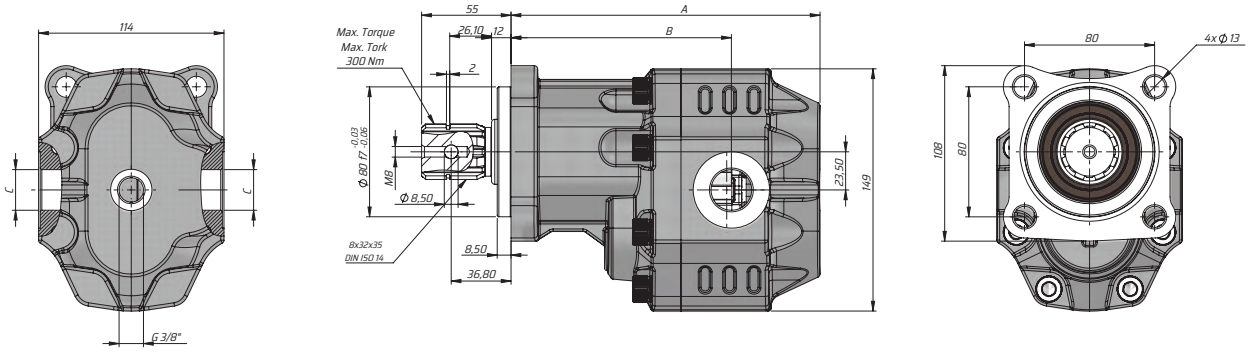

Kod Code	İletim hacmi Displacement	Max. Sürekli Basıncı Max. Continuous pressure	Maks. Aralıklı Basınç Max. Intermittent Pressure	Maks. Anlık Basınç Max. Peak Pressure	Maks. Sürekli Hız Max. Continuous Speed	Maks. Aralıklı Hız Max.Intermittent Speed	Min. Hız Min. Speed	A	B	Giriş Inlet	Çıkış Outlet
BD	(cm³/rev)	(100%)(BAR)	(20 sec.max)(BAR)	(6 sec.max)(BAR)	(RPM)	(RPM)	RPM	(mm)	(mm)	C	C
GM30017SF131	17	290	315	325	2500	3000	300	173	124.5	G1/2"	G1/2"
GM30022SF131	22							177	126		
GM30027SF131	27							179	129.5		
GM30034SF131	34	280	300	310	2200	2800		184	130.5	G3/4"	G3/4"
GM30043SF131	43	270	290	300	2000	2500		190	135.5		
GM30051SF131	51	240	260	280				195	135.5		
GM30061SF131	61	220	240	250	1900			205	142	G1"	G1"
GM30073SF131	73	205	225	230				208	144.5		
GM30082SF131	82							214	146		
GM30100SF131	100	180	200	220	1500	1800		227	160	G1 1/4"	G1 1/4"
GM30125SF131	125	160	180	200				243	164		

TRC EHASS ÇİFT YÖNLÜ HYDROMOTOR (RAKORLU-F3)



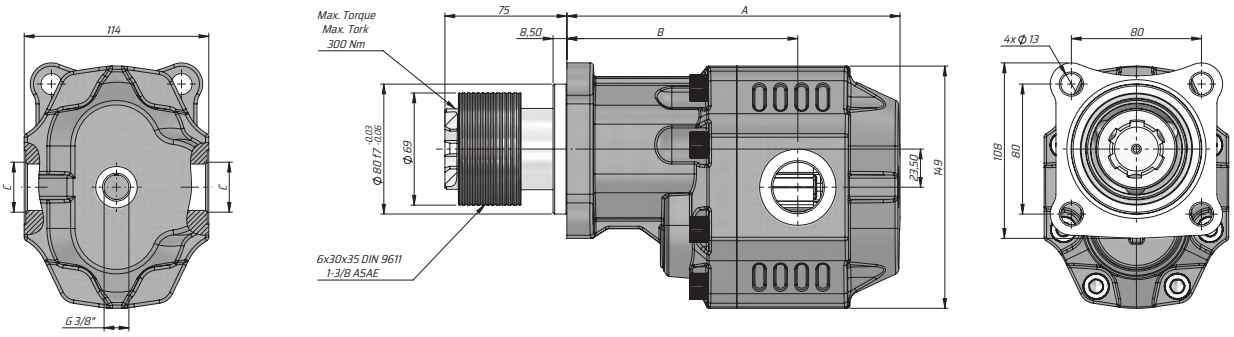

Kod Code	İletim hacmi Displacement	Max. Sürekli Basıncı Max. Continuous pressure	Maks. Aralıklı Basınç Max. Intermittent Pressure	Maks. Anlık Basınç Max. Peak Pressure	Maks. Sürekli Hız Max. Continuous Speed	Maks. Aralıklı Hız Max.Intermittent Speed	Min. Hız Min. Speed	A	B	Giriş Inlet	Çıkış Outlet
BD	(cm³/rev)	(100%)(BAR)	(20 sec.max)(BAR)	(6 sec.max)(BAR)	(RPM)	(RPM)	RPM	(mm)	(mm)	C	C
GM30017SF331	17	290	315	325	2500	3000	300	173	124.5	G1/2"	G1/2"
GM30022SF331	22							177	126		
GM30027SF331	27							179	129.5		
GM30034SF331	34	280	300	310	2200	2800		184	130.5	G3/4"	G3/4"
GM30043SF331	43	270	290	300	2000	2500		190	135.5		
GM30051SF331	51	240	260	280				195	135.5		
GM30061SF331	61	220	240	250	1900			205	142	G1"	G1"
GM30073SF331	73	205	225	230				208	144.5		
GM30082SF331	82							214	146		
GM30100SF331	100	180	200	220	1500	1800		227	160	G1 1/4"	G1 1/4"
GM30125SF331	125	160	180	200				243	164		

KAZEL HYDRAULIC EQUIPMENTS

TECHNICAL DATA
TEKNİK DATALAR

30 SERIES EHASS GEAR PUMP
30 SERİSİ EHASS DİŞLİ POMPA

UNI EHASS BI-DIRECTIONAL HYDROMOTOR (WITH GLAND-F4)

UNI EHASS ÇİFT YÖNLÜ HYDROMOTOR (RAKORLU-F4)

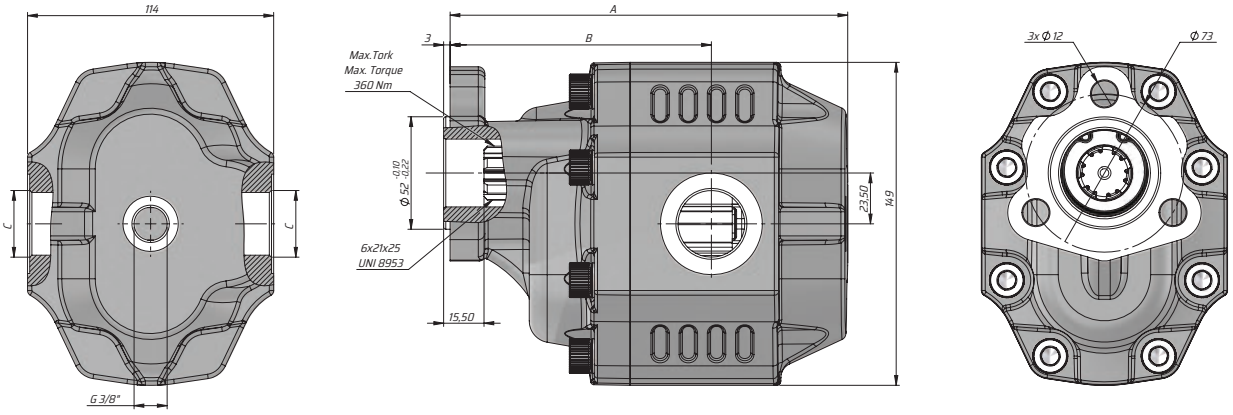

Kod Code	İletim hacmi Displacement	Max. Sürekli Basıncı Max. Continuous pressure	Maks. Aralıklı Basınç Max. Intermittent Pressure	Maks. Anlık Basınç Max. Peak Pressure	Maks. Sürekli Hız Max. Continuous Speed	Maks. Aralıklı Hız Max.Intermittent Speed	Min. Hız Min. Speed	A	B	Giriş Inlet	Çıkış Outlet
BD	(cm³/rev)	(100%)(BAR)	(20 sec.max)(BAR)	(6 sec.max)(BAR)	(RPM)	(RPM)	RPM	(mm)	(mm)	C	C
GM30017UF431	17	290	315	325	2500	3000	300	151.5	103	G1/2"	G1/2"
GM30022UF431	22							155.5	104.5		
GM30027UF431	27							157.5	108		
GM30034UF431	34	280	300	310	2200	2800		162.5	109	G3/4"	G3/4"
GM30043UF431	43	270	290	300	2000	2500		168.5	114		
GM30051UF431	51	240	260	280				173.5	114		
GM30061UF431	61	220	240	250	1900			183.5	120.5	G1"	G1"
GM30073SF431	73	205	225	230				186.5	123		
GM30082UF431	82							192.5	124.5		
GM30100UF431	100	180	200	220	1500	1800		205.5	138.5	G1 1/4"	G1 1/4"
GM30125UF431	125	160	180	200				221.5	142.5		

UNI EHASS ÇİFT YÖNLÜ HYDROMOTOR (RAKORLU-K5)

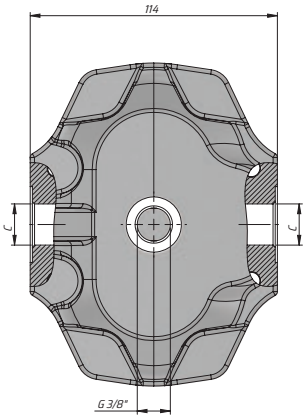

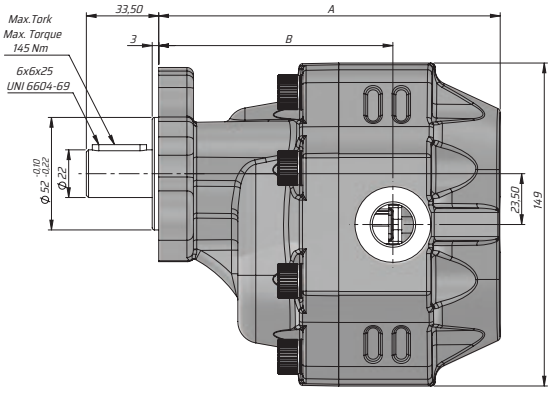

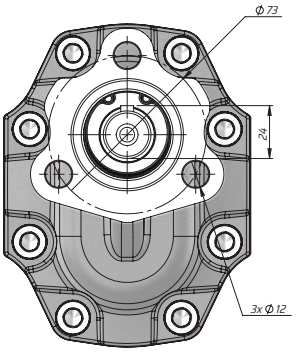

Kod Code	İletim hacmi Displacement	Max. Sürekli Basıncı Max. Continuous pressure	Maks. Aralıklı Basınç Max. Intermittent Pressure	Maks. Anlık Basınç Max. Peak Pressure	Maks. Sürekli Hız Max. Continuous Speed	Maks. Aralıklı Hız Max.Intermittent Speed	Min. Hız Min. Speed	A	B	Giriş Inlet	Çıkış Outlet
BD	(cm³/rev)	(100%)(BAR)	(20 sec.max)(BAR)	(6 sec.max)(BAR)	(RPM)	(RPM)	RPM	(mm)	(mm)	C	C
GM30017UK531	17	290	315	325	2500	3000	300	151.5	103	G1/2"	G1/2"
GM30022UK531	22							155.5	104.5		
GM30027UK531	27							157.5	108		
GM30034UK531	34	280	300	310	2200	2800		162.5	109	G3/4"	G3/4"
GM30043UK531	43	270	290	300	2000	2500		168.5	114		
GM30051UK531	51	240	260	280				173.5	114		
GM30061UK531	61	220	240	250	1900			183.5	120.5	G1"	G1"
GM30073SK531	73	205	225	230				186.5	123		
GM30082UK531	82							192.5	124.5		
GM30100UK531	100	180	200	220	1500	1800		205.5	138.5	G1 1/4"	G1 1/4"
GM30125UK531	125	160	180	200				221.5	142.5		

KAZEL HYDRAULIC EQUIPMENTS

TECHNICAL DATA
TEKNİK DATALAR

30 SERIES EHASS GEAR PUMP
30 SERİSİ EHASS DİŞLİ POMPA

SAE B EHASS DUPLEX (WITH GLAND-F5)

SAE B EHASS ÇİFT YÖN (RAKORLU-F5)



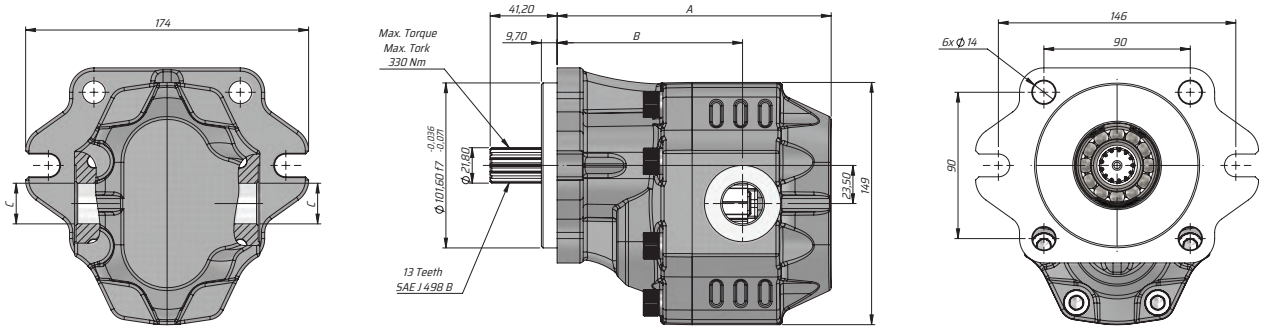

Kod Code	İletim hacmi Displacement	Max. Sürekli Basıncı Max. Continuous pressure	Maks. Aralıklı Basınç Max. Intermittent Pressure	Maks. Anlık Basınç Max. Peak Pressure	Maks. Sürekli Hız Max. Continuous Speed	Maks. Aralıklı Hız Max.Intermittent Speed	Min. Hız Min. Speed	A	B	Giriş Inlet	Çıkış Outlet
BD	(cm³/rev)	(100%)(BAR)	(20 sec.max)(BAR)	(6 sec.max)(BAR)	(RPM)	(RPM)	RPM	(mm)	(mm)	C	C
G30017BF531	17	290	315	325	2500	3000	300	151.5	103	G1/2"	G1/2"
G30022BF531	22							155.5	104.5		
G30027BF531	27							157.5	108		
G30034BF531	34	280	300	310	2200	2800		162.5	109	G3/4"	G3/4"
G30043BF531	43	270	290	300	2000	2500		168.5	114		
G30051BF531	51	240	260	280				173.5	114		
G30061BF531	61	220	240	250	1900			183.5	120.5	G1"	G1"
G30073BF531	73	205	225	230				186.5	123		
G30082BF531	82							192.5	124.5		
G30100BF531	100	180	200	220	1500	1800		205.5	138.5	G1 1/4"	G1 1/4"
G30125BF531	125	160	180	200				221.5	142.5		

SAE B EHASS ÇİFT YÖN (RAKORLU-K1)

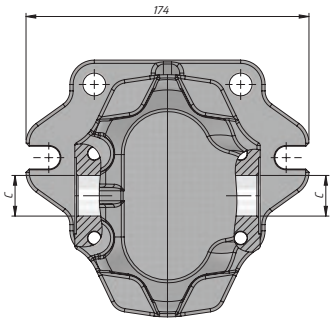

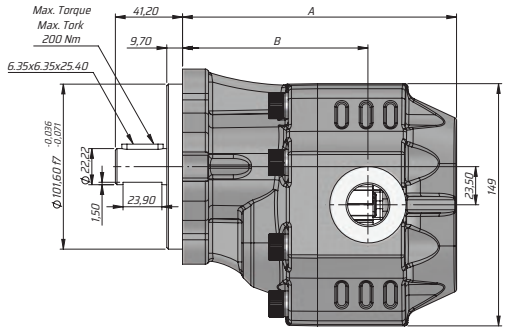

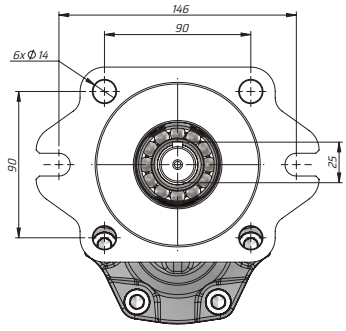

Kod Code	İletim hacmi Displacement	Max. Sürekli Basıncı Max. Continuous pressure	Maks. Aralıklı Basınç Max. Intermittent Pressure	Maks. Anlık Basınç Max. Peak Pressure	Maks. Sürekli Hız Max. Continuous Speed	Maks. Aralıklı Hız Max.Intermittent Speed	Min. Hız Min. Speed	A	B	Giriş Inlet	Çıkış Outlet
BD	(cm³/rev)	(100%)(BAR)	(20 sec.max)(BAR)	(6 sec.max)(BAR)	(RPM)	(RPM)	RPM	(mm)	(mm)	C	C
G30017BK131	17	290	315	325	2500	3000	300	151.5	103	G1/2"	G1/2"
G30022BK131	22							155.5	104.5		
G30027BK131	27							157.5	108		
G30034BK131	34	280	300	310	2200	2800		162.5	109	G3/4"	G3/4"
G30043BK131	43	270	290	300	2000	2500		168.5	114		
G30051BK131	51	240	260	280				173.5	114		
G30061BK131	61	220	240	250	1900			183.5	120.5	G1"	G1"
G30073BK131	73	205	225	230				186.5	123		
G30082BK131	82							192.5	124.5		
G30100BK131	100	180	200	220	1500	1800		205.5	138.5	G1 1/4"	G1 1/4"
G30125BK131	125	160	180	200				221.5	142.5		

KAZEL HYDRAULIC EQUIPMENTS

TECHNICAL DATA
TEKNİK DATALAR

30 SERİSİ EHASS DİŞLİ POMPA
30 SERİSİ EHASS DİŞLİ POMPA

SAE B EHASS DUPLEX (GLANDED-F6)

SAE B EHASS ÇİFT YÖNLÜ (RAKORLU-F6)

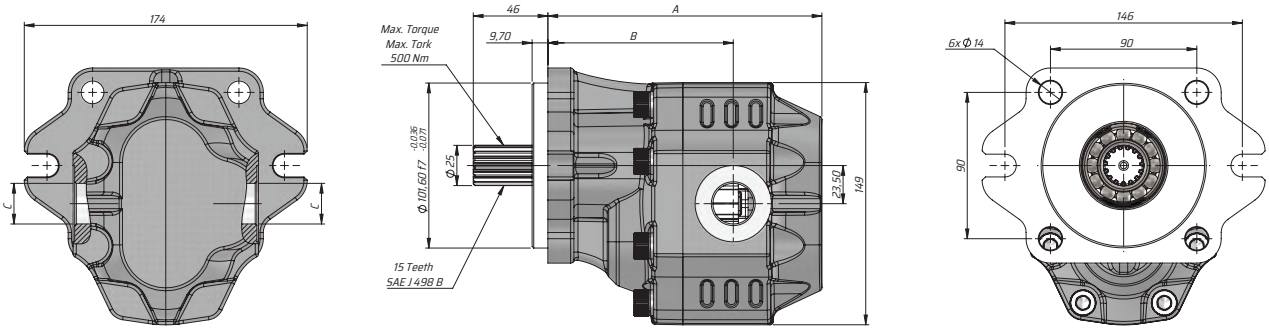

Kod Code	İletim hacmi Displacement	Max. Sürekli Basıncı Max. Continuous pressure	Maks. Aralıklı Basınç Max. Intermittent Pressure	Maks. Anlık Basınç Max. Peak Pressure	Maks. Sürekli Hız Max. Continuous Speed	Maks. Aralıklı Hız Max.Intermittent Speed	Min. Hız Min. Speed	A	B	Giriş Inlet	Çıkış Outlet
BD	(cm³/rev)	(100%)(BAR)	(20 sec.max)(BAR)	(6 sec.max)(BAR)	(RPM)	(RPM)	RPM	(mm)	(mm)	C	C
G30017BF631	17	290	315	325	2500	3000	300	151.5	103	G1/2"	G1/2"
G30022BF631	22							155.5	104.5		
G30027BF631	27							157.5	108		
G30034BF631	34	280	300	310	2200	2800		162.5	109	G3/4"	G3/4"
G30043BF631	43	270	290	300	2000	2500		168.5	114		
G30051BF631	51	240	260	280				173.5	114		
G30061BF631	61	220	240	250	1900			183.5	120.5	G1"	G1"
G30073BF631	73	205	225	230				186.5	123		
G30082BF631	82							192.5	124.5		
G30100BF631	100	180	200	220	1500	1800		205.5	138.5	G1 1/4"	G1 1/4"
G30125BF631	125	160	180	200				221.5	142.5		

SAE B EHASS ÇİFT YÖNLÜ (RAKORLU-K2)

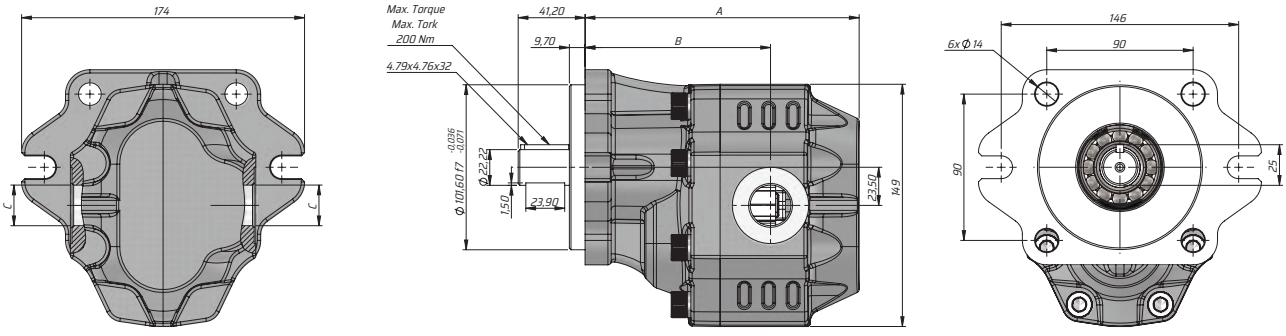

Kod Code	İletim hacmi Displacement	Max. Sürekli Basıncı Max. Continuous pressure	Maks. Aralıklı Basınç Max. Intermittent Pressure	Maks. Anlık Basınç Max. Peak Pressure	Maks. Sürekli Hız Max. Continuous Speed	Maks. Aralıklı Hız Max.Intermittent Speed	Min. Hız Min. Speed	A	B	Giriş Inlet	Çıkış Outlet
BD	(cm³/rev)	(100%)(BAR)	(20 sec.max)(BAR)	(6 sec.max)(BAR)	(RPM)	(RPM)	RPM	(mm)	(mm)	C	C
G30017BK231	17	290	315	325	2500	3000	300	151.5	103	G1/2"	G1/2"
G30022BK231	22							155.5	104.5		
G30027BK231	27							157.5	108		
G30034BK231	34	280	300	310	2200	2800		162.5	109	G3/4"	G3/4"
G30043BK231	43	270	290	300	2000	2500		168.5	114		
G30051BK231	51	240	260	280				173.5	114		
G30061BK231	61	220	240	250	1900			183.5	120.5	G1"	G1"
G30073BK231	73	205	225	230				186.5	123		
G30082BK231	82							192.5	124.5		
G30100BK231	100	180	200	220	1500	1800		205.5	138.5	G1 1/4"	G1 1/4"
G30125BK231	125	160	180	200				221.5	142.5		

KAZEL HYDRAULIC EQUIPMENTS

TECHNICAL DATA
TEKNİK DATALAR

30 SERIES EHASS GEAR PUMP
30 SERİSİ EHASS DİŞLİ POMPA

F UNI EHASS BIDIRECTIONAL (WITH ADAPTER-K4)

F UNI EHASS ÇİFT YÖNLÜ (ADAPTÖRLÜ-K4)

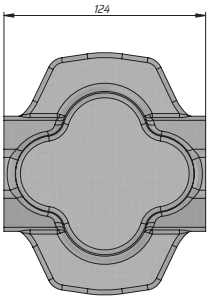

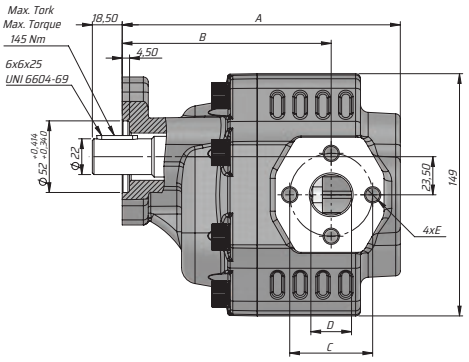

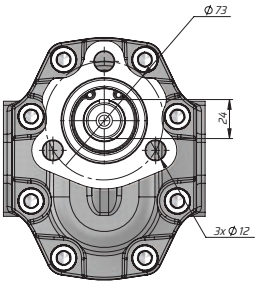

Kod Code	İletim hacmi Displacement	Max. Sürekli Basıncı Max. Continuous pressure	Maks. Aralıklı Basınç Max. Intermittent Pressure	Maks. Anlık Basınç Max. Peak Pressure	Maks. Sürekli Hız Max. Continuous Speed	Maks. Aralıklı Hız Max.Intermittent Speed	Min. Hız Min. Speed	A	B	Giriş Inlet			Çıkış Outlet		
BD	(cm³/rev)	(100%)(BAR)	(20 sec.max)(BAR)	(6 sec.max)(BAR)	(RPM)	(RPM)	RPM	(mm)	(mm)	C	D	E	C	D	E
G30022FK432	22	290	315	325	2500	3000	300	154	118.50	51	25	M10	51	25	M10
G30027FK432	27							160	118.50						
G30034FK432	34	280	300	310	2200	2800		165	122.50						
G30043FK432	43	270	290	300	2000	2500		171	128.50						
G30051FK432	51	240	260	280				176	125.50						
G30061FK432	61	220	240	250	1900			184	132.50						
G30082FK432	82	205	225	230				195	140.50	62	33	M12	62	33	M12

K EHASS ÇİFT YÖNLÜ (RAKORLU-K6)

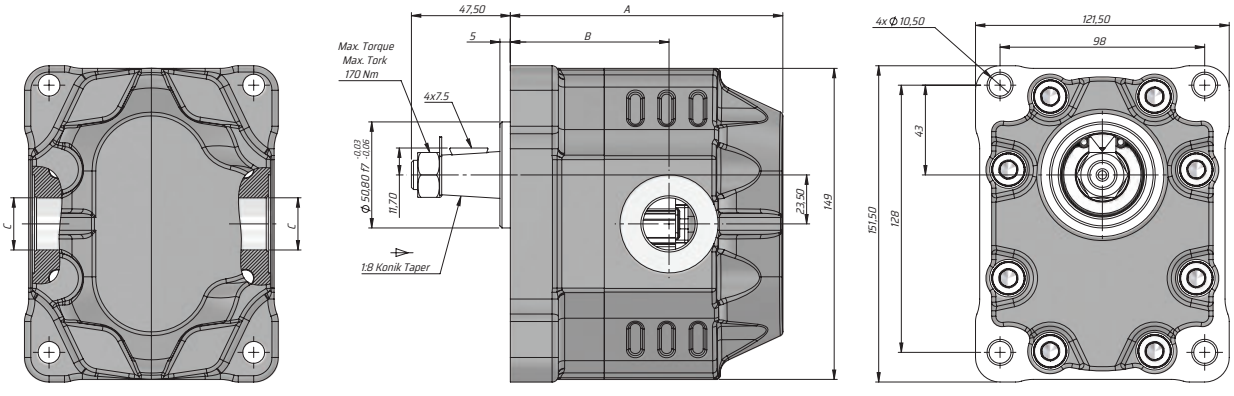

Kod Code	İletim hacmi Displacement	Max. Sürekli Basıncı Max. Continuous pressure	Maks. Aralıklı Basınç Max. Intermittent Pressure	Maks. Anlık Basınç Max. Peak Pressure	Maks. Sürekli Hız Max. Continuous Speed	Maks. Aralıklı Hız Max.Intermittent Speed	Min. Hız Min. Speed	A	B	Giriş Inlet	Çıkış Outlet
BD	(cm³/rev)	(100%)(BAR)	(20 sec.max)(BAR)	(6 sec.max)(BAR)	(RPM)	(RPM)	RPM	(mm)	(mm)	C	C
G30017KK631	17	290	315	325	2500	3000	300	113.5	65	G1/2"	G1/2"
G30022KK631	22							117.5	66.5		
G30027KK631	27							119.5	70		
G30034KK631	34	280	300	310	2200	2800		124.5	71	G3/4"	G3/4"
G30043KK631	43	270	290	300	2000	2500		130.5	76		
G30051KK631	51	240	260	280				135.5	76		
G30061KK631	61	220	240	250	1900			145.5	82.5	G1"	G1"
G30073KK631	73	205	225	230				148.5	85		
G30082KK631	82							154.5	86.5		
G30100KK631	100	180	200	220	1500	1800		167.5	100.5	G1 1/4"	G1 1/4"
G30125KK631	125	160	180	200				183.5	104.5		

KAZEL HYDRAULIC EQUIPMENTS

TECHNICAL DATA
TEKNİK DATALAR

30 SERIES EHASS GEAR PUMP
30 SERİSİ EHASS DİŞLİ POMPA

ASAE EHASS BIDIRECTIONAL (GLANDED-F2)

ASAE EHASS ÇİFT YÖNLÜ (RAKORLU-F2)

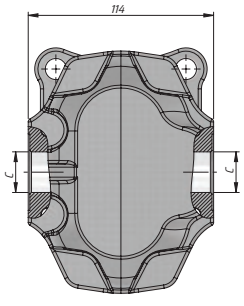

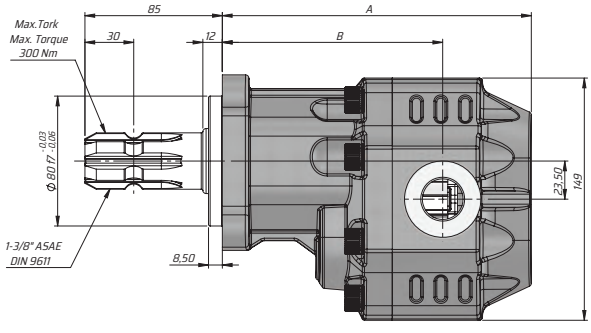

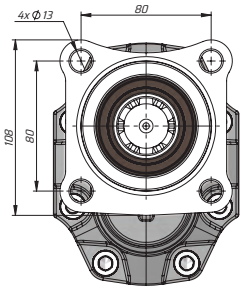

Kod Code	İletim hacmi Displacement	Max. Sürekli Basıncı Max. Continuous pressure	Maks. Aralıklı Basınç Max. Intermittent Pressure	Maks. Anlık Basınç Max. Peak Pressure	Maks. Sürekli Hız Max. Continuous Speed	Maks. Aralıklı Hız Max.Intermittent Speed	Min. Hız Min. Speed	A	B	Giriş Inlet	Çıkış Outlet
BD	(cm³/rev)	(100%)(BAR)	(20 sec.max)(BAR)	(6 sec.max)(BAR)	(RPM)	(RPM)	RPM	(mm)	(mm)	C	C
G30017SF231	17	290	315	325	2500	3000	300	173	124.5	G1/2"	G1/2"
G30022SF231	22							177	126		
G30027SF231	27							179	129.5		
G30034SF231	34	280	300	310	2200	2800		184	130.5	G3/4"	G3/4"
G30043SF231	43	270	290	300	2000	2500		190	135.5		
G30051SF231	51	240	260	280				195	135.5		
G30061SF231	61	220	240	250	1900			205	142	G1"	G1"
G30073SF231	73	205	225	230				208	144.5		
G30082SF231	82							214	146		
G30100SF231	100	180	200	220	1500	1800		227	160	G1 1/4"	G1 1/4"
G30125SF231	125	160	180	200				243	164		

ASAE EHASS ÇİFT YÖNLÜ (RAKORLU-F8)

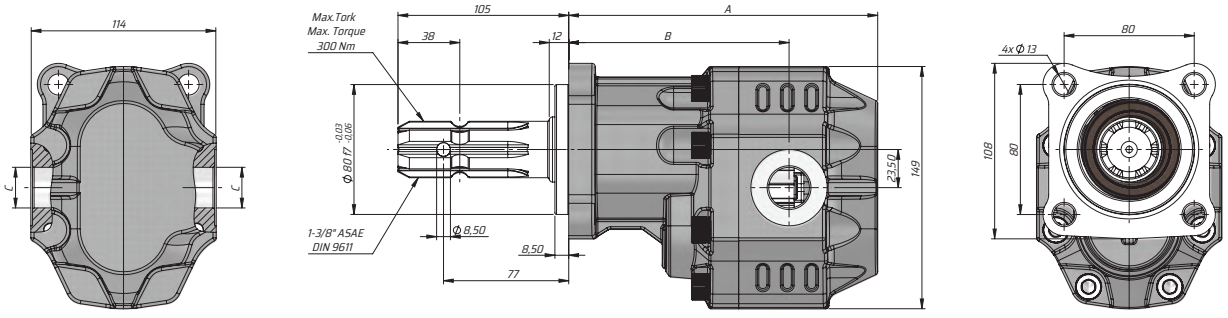

Kod Code	İletim hacmi Displacement	Max. Sürekli Basıncı Max. Continuous pressure	Maks. Aralıklı Basınç Max. Intermittent Pressure	Maks. Anlık Basınç Max. Peak Pressure	Maks. Sürekli Hız Max. Continuous Speed	Maks. Aralıklı Hız Max.Intermittent Speed	Min. Hız Min. Speed	A	B	Giriş Inlet	Çıkış Outlet
BD	(cm³/rev)	(100%)(BAR)	(20 sec.max)(BAR)	(6 sec.max)(BAR)	(RPM)	(RPM)	RPM	(mm)	(mm)	C	C
G30017SF831	17	290	315	325	2500	3000	300	173	124.5	G1/2"	G1/2"
G30022SF831	22							177	126		
G30027SF831	27							179	129.5		
G30034SF831	34	280	300	310	2200	2800		184	130.5	G3/4"	G3/4"
G30043SF831	43	270	290	300	2000	2500		190	135.5		
G30051SF831	51	240	260	280				195	135.5		
G30061SF831	61	220	240	250	1900			205	142	G1"	G1"
G30073SF831	73	205	225	230				208	144.5		
G30082SF831	82							214	146		
G30100SF831	100	180	200	220	1500	1800		227	160	G1 1/4"	G1 1/4"
G30125SF831	125	160	180	200				243	164		

KAZEL HYDRAULIC EQUIPMENTS

TECHNICAL DATA
TEKNİK DATALAR

30 SERIES EHASS GEAR PUMP
30 SERİSİ EHASS DİŞLİ POMPA

ISO EHASS BI-DIRECTIONAL (GLANDED-F1)

ISO EHASS ÇİFT YÖNLÜ (RAKORLU-F1)

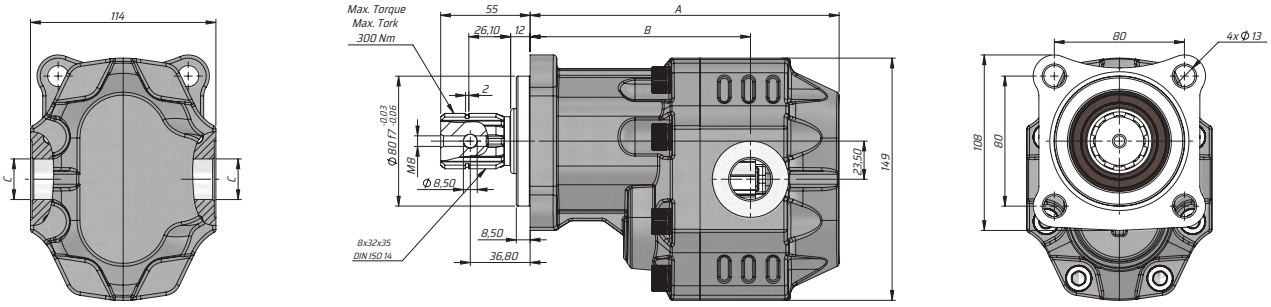

Kod Code	İletim hacmi Displacement	Max. Sürekli Basıncı Max. Continuous pressure	Maks. Aralıklı Basınç Max. Intermittent Pressure	Maks. Anlık Basınç Max. Peak Pressure	Maks. Sürekli Hız Max. Continuous Speed	Maks. Aralıklı Hız Max.Intermittent Speed	Min. Hız Min. Speed	A	B	Giriş Inlet	Çıkış Outlet
BD	(cm³/rev)	(100%)(BAR)	(20 sec.max)(BAR)	(6 sec.max)(BAR)	(RPM)	(RPM)	RPM	(mm)	(mm)	C	C
G30017SF131	17	290	315	325	2500	3000	300	173	124.5	G1/2"	G1/2"
G30022SF131	22							177	126		
G30027SF131	27							179	129.5		
G30034SF131	34	280	300	310	2200	2800		184	130.5	G3/4"	G3/4"
G30043SF131	43	270	290	300	2000	2500		190	135.5		
G30051SF131	51	240	260	280				195	135.5		
G30061SF131	61	220	240	250	1900			205	142	G1"	G1"
G30073SF131	73	205	225	230				208	144.5		
G30082SF131	82							214	146		
G30100SF131	100	180	200	220	1500	1800		227	160	G1 1/4"	G1 1/4"
G30125SF131	125	160	180	200				243	164		

TRC EHASS ÇİFT YÖNLÜ (RAKORLU-F3)



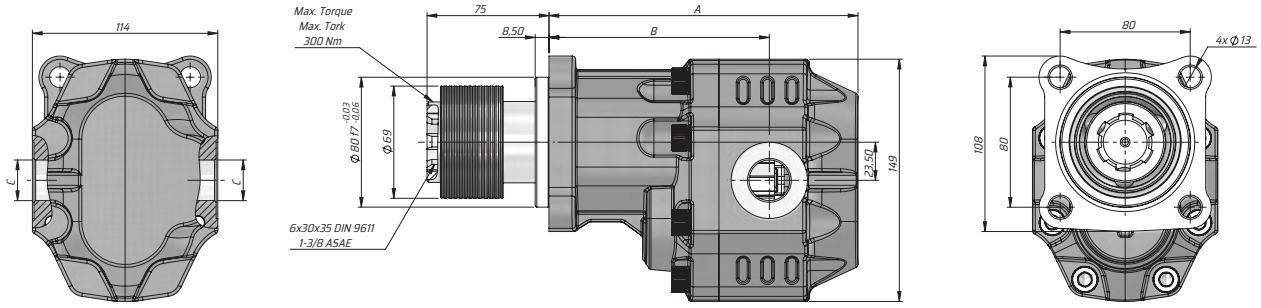

Kod Code	İletim hacmi Displacement	Max. Sürekli Basıncı Max. Continuous pressure	Maks. Aralıklı Basınç Max. Intermittent Pressure	Maks. Anlık Basınç Max. Peak Pressure	Maks. Sürekli Hız Max. Continuous Speed	Maks. Aralıklı Hız Max.Intermittent Speed	Min. Hız Min. Speed	A	B	Giriş Inlet	Çıkış Outlet
BD	(cm³/rev)	(100%)(BAR)	(20 sec.max)(BAR)	(6 sec.max)(BAR)	(RPM)	(RPM)	RPM	(mm)	(mm)	C	C
G300175F331	17	290	315	325	2500	3000	300	173	124.5	G1/2"	G1/2"
G300225F331	22							177	126		
G300275F331	27							179	129.5		
G300345F331	34	280	300	310	2200	2800		184	130.5	G3/4"	G3/4"
G300435F331	43	270	290	300	2000	2500		190	135.5		
G300515F331	51	240	260	280				195	135.5		
G300615F331	61	220	240	250	1900			205	142	G1"	G1"
G300735F331	73	205	225	230				208	144.5		
G300825F331	82							214	146		
G301005F331	100	180	200	220	1500	1800		227	160	G1 1/4"	G1 1/4"
G301255F331	125	160	180	200				243	164		

KAZEL HYDRAULIC EQUIPMENTS

TECHNICAL DATA
TEKNİK DATALAR

30 SERIES EHASS GEAR PUMP
30 SERİSİ EHASS DİŞLİ POMPA

UNI EHASS BIDIRECTIONAL (GLANDED-F4)

UNI EHASS ÇİFT YÖNLÜ (RAKORLU-F4)

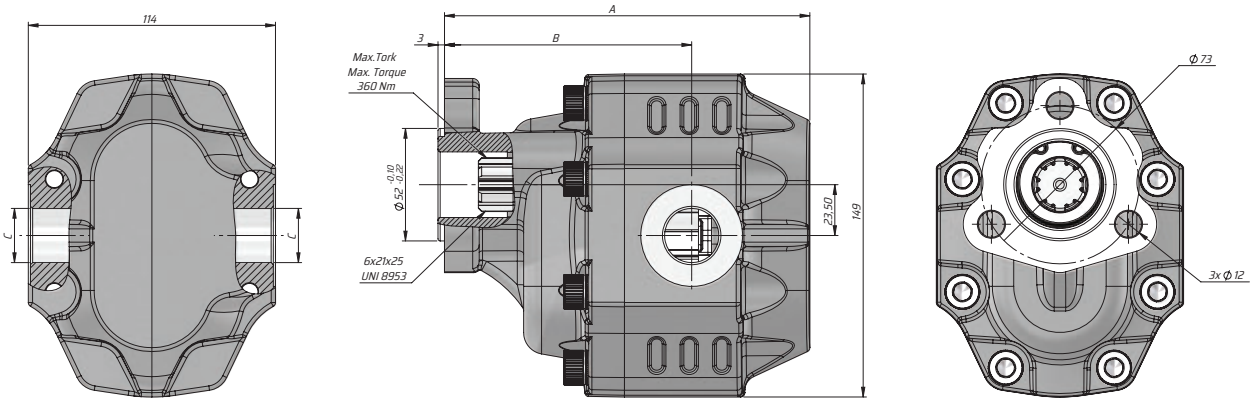

Kod Code	İletim hacmi Displacement	Max. Sürekli Basıncı Max. Continuous pressure	Maks. Aralıklı Basınç Max. Intermittent Pressure	Maks. Anlık Basınç Max. Peak Pressure	Maks. Sürekli Hız Max. Continuous Speed	Maks. Aralıklı Hız Max.Intermittent Speed	Min. Hız Min. Speed	A	B	Giriş Inlet	Çıkış Outlet
BD	(cm³/rev)	(100%)(BAR)	(20 sec.max)(BAR)	(6 sec.max)(BAR)	(RPM)	(RPM)	RPM	(mm)	(mm)	C	C
G30017UF431	17	290	315	325	2500	3000	300	151.5	103	G1/2"	G1/2"
G30022UF431	22							155.5	104.5		
G30027UF431	27							157.5	108		
G30034UF431	34	280	300	310	2200	2800		162.5	109	G3/4"	G3/4"
G30043UF431	43	270	290	300	2000	2500		168.5	114		
G30051UF431	51	240	260	280				173.5	114		
G30061UF431	61	220	240	250	1900			183.5	120.5	G1"	G1"
G30073SF431	73	205	225	230				186.5	123		
G30082UF431	82							192.5	124.5		
G30100UF431	100	180	200	220	1500	1800		205.5	138.5	G1 1/4"	G1 1/4"
G30125UF431	125	160	180	200				221.5	142.5		

F UNI EHASS GÖVDE DÖRT PORTLU ÇİFT YÖNLÜ HYDROMOTOR (RAKORLU-K4)

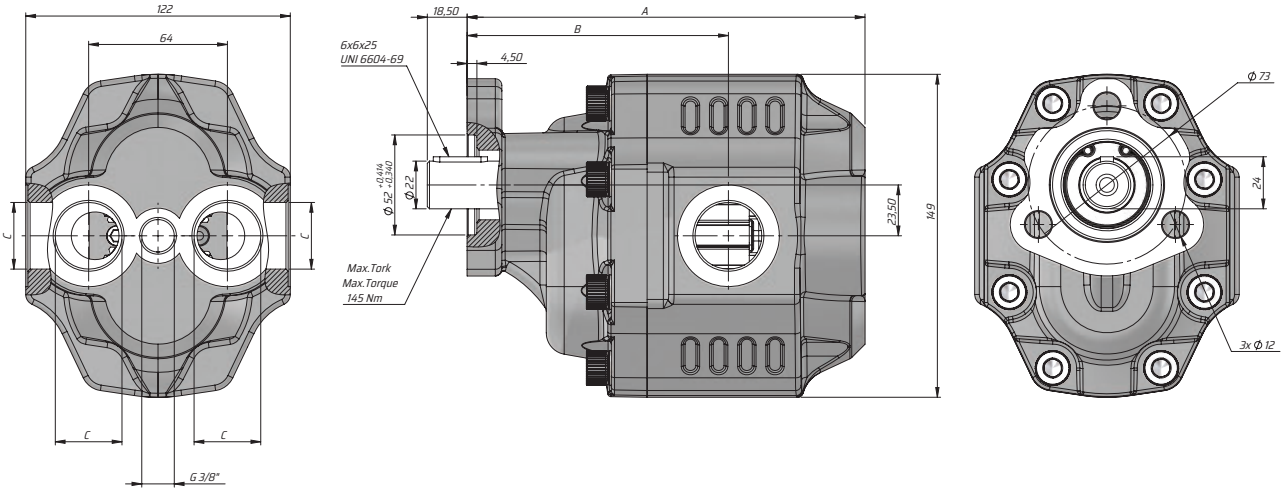

Kod Code	İletim hacmi Displacement	Max. Sürekli Basıncı Max. Continuous pressure	Maks. Aralıklı Basınç Max. Intermittent Pressure	Maks. Anlık Basınç Max. Peak Pressure	Maks. Sürekli Hız Max. Continuous Speed	Maks. Aralıklı Hız Max.Intermittent Speed	Min. Hız Min. Speed	A	B	Giriş Inlet	Çıkış Outlet
BD	(cm³/rev)	(100%)(BAR)	(20 sec.max)(BAR)	(6 sec.max)(BAR)	(RPM)	(RPM)	(RPM)	(mm)	(mm)	C	C
GM30034FK435	34	240	250	260	2200	2800	300	164,5	109	G3/4"	
GM30043FK435	43	230	240	250	2000	2500		170,5	114		
GM30051FK435	51	220	230	240				175,5	114	G1"	
GM30061FK435	61	205	225	230	1900	2500		183,5	120,5		
GM30073FK435	73	170	180	190	1500	1800		188,5	122,5		
GM30082FK435	82	205	225	230	1900	2500		194,5	126		

KAZEL HYDRAULIC EQUIPMENTS

TECHNICAL DATA
TEKNİK DATALAR

30 SERIES EHASS GEAR PUMP
30 SERİSİ EHASS DİŞLİ POMPA

K EHASS FOUR PORT BI-DIRECTIONAL HYDROMOTOR (WITH GLAND-K6)

K EHASS DÖRT PORTLU ÇİFT YÖNLÜ HYDROMOTOR (RAKORLU-K6)



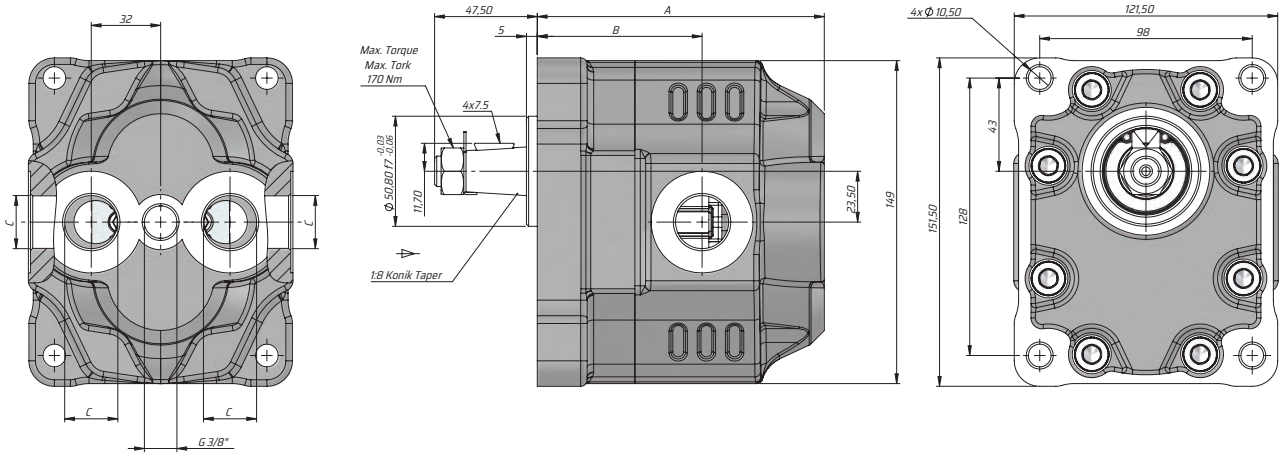

Kod Code	İletim hacmi Displace-ment	Max. Sürekli Basıncı Max. Continuous pressure	Maks. Aralıklı Basınç Max. Intermittent Pressure	Maks. Anlık Basınç Max. Peak Pressure	Maks. Sürekli Hız Max. Continu-ous Speed	Maks. Aralıklı Hız Max.Intermit-tent Speed	Min. Hız Min. Speed	A	B	Giriş Inlet	Çıkış Outlet
BD	(cm³/rev)	(100%)(BAR)	(20 sec.max)(BAR)	(6 sec.max)(BAR)	(RPM)	(RPM)	(RPM)	(mm)	(mm)	C	C
GM30034KK635	34	240	250	260	2200	2800	300	126,5	71	G3/4"	
GM30043KK635	43	230	240	250	2000	2500		132,5	76		
GM30051KK635	51	220	230	240				137,5	76	G1"	
GM30061KK635	61	205	225	230	1900	2500		145,5	82,5		
GM30073KK635	73	170	180	190	1500	1800		150,5	84,5		
GM30082KK635	82	205	225	230	1900	2500		156,5	86,5		

ASAE EHASS FOUR PORT BI-DIRECTIONAL HYDROMOTOR (WITHGLAND-F2)

ASAE EHASS DÖRT PORTLU ÇİFT YÖNLÜ HYDROMOTOR (RAKORLU-F2)



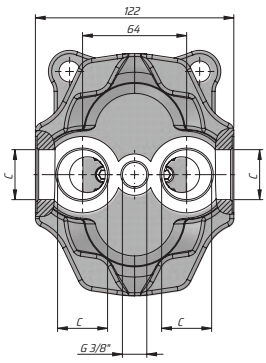

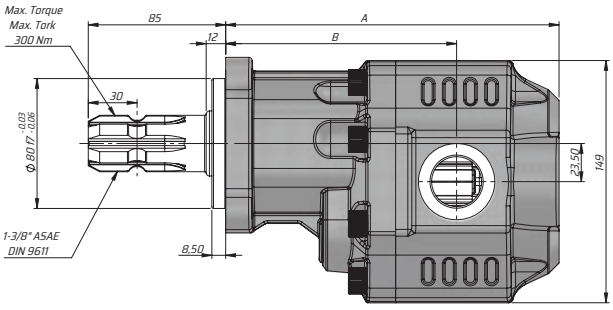

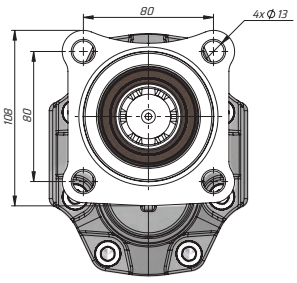

Kod Code	İletim hacmi Displace-ment	Max. Sürekli Basıncı Max. Continuous pressure	Maks. Aralıklı Basınç Max. Intermittent Pressure	Maks. Anlık Basınç Max. Peak Pressure	Maks. Sürekli Hız Max. Continu-ous Speed	Maks. Aralıklı Hız Max.Intermit-tent Speed	Min. Hız Min. Speed	A	B	Giriş Inlet	Çıkış Outlet
BD	(cm³/rev)	(100%)(BAR)	(20 sec.max)(BAR)	(6 sec.max)(BAR)	(RPM)	(RPM)	(RPM)	(mm)	(mm)	C	C
GM30034SF235	34	240	250	260	2200	2800	300	186	130,5	G3/4"	
GM30043SF235	43	230	240	250	2000	2500		192	135,5		
GM30051SF235	51	220	230	240				197	135,5	G1"	
GM30061SF235	61	205	225	230	1900	2500		205	142		
GM30073SF235	73	170	180	190	1500	1800		210	144		
GM30082SF235	82	205	225	230	1900	2500		216	146		

KAZEL HYDRAULIC EQUIPMENTS

TECHNICAL DATA
TEKNİK DATALAR

30 SERIES EHASS GEAR PUMP
30 SERİSİ EHASS DİŞLİ POMPA

ASAE EHASS FOUR PORT BI-DIRECTIONAL HYDROMOTOR (WITHGLAND-F8)

ASAE EHASS DÖRT PORTLU ÇİFT YÖNLÜ HYDROMOTOR (RAKORLU-F8)

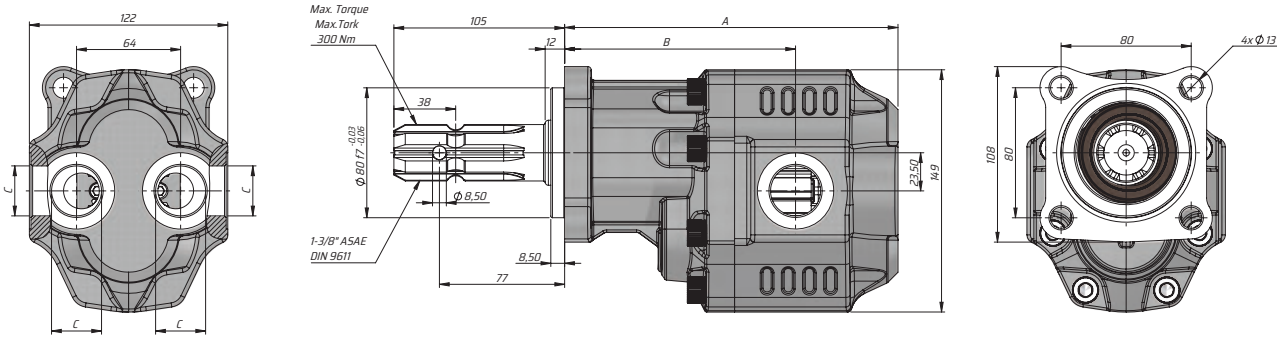

Kod Code	İletim hacmi Displace-ment	Max. Sürekli Basıncı Max. Continuous pressure	Maks. Aralıklı Basınç Max. Intermittent Pressure	Maks. Anlık Basınç Max. Peak Pressure	Maks. Sürekli Hız Max. Continu-ous Speed	Maks. Aralıklı Hız Max.Intermit-tent Speed	Min. Hız Min. Speed	A	B	Giriş Inlet	Çıkış Outlet
BD	(cm³/rev)	(100%)(BAR)	(20 sec.max)(BAR)	(6 sec.max)(BAR)	(RPM)	(RPM)	(RPM)	(mm)	(mm)	C	C
GM30034SF83S	34	240	250	260	2200	2800	300	186	130,5	G3/4"	
GM30043SF83S	43	230	240	250	2000	2500		192	135,5		
GM30051SF83S	51	220	230	240				197	135,5	G1"	
GM30061SF83S	61	205	225	230	1900	2500		205	142		
GM30073SF83S	73	170	180	190	1500	1800		210	144		
GM30082SF83S	82	205	225	230	1900	2500		216	146		

ISO EHASS DÖRT PORTLU ÇİFT YÖNLÜ HYDROMOTOR (RAKORLU-F1)

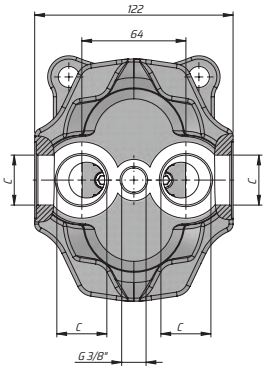

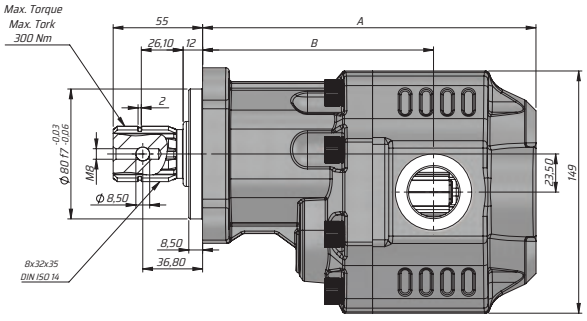

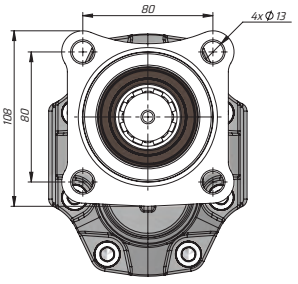

Kod Code	İletim hacmi Displacement	Max. Sürekli Basıncı Max. Continuous pressure	Maks. Aralıklı Basınç Max. Intermittent Pressure	Maks. Anlık Basınç Max. Peak Pressure	Maks. Sürekli Hız Max. Continuous Speed	Maks. Aralıklı Hız Max.Intermittent Speed	Min. Hız Min. Speed	A	B	Giriş Inlet	Çıkış Outlet
BD	(cm³/rev)	(100%)(BAR)	(20 sec.max)(BAR)	(6 sec.max)(BAR)	(RPM)	(RPM)	(RPM)	(mm)	(mm)	C	C
GM30034SF135	34	240	250	260	2200	2800	300	186	130,5	G3/4"	
GM30043SF135	43	230	240	250	2000	2500		192	135,5		
GM30051SF135	51	220	230	240				197	135,5	G1"	
GM30061SF135	61	205	225	230	1900	2500		205	142		
GM30073SF135	73	170	180	190	1500	1800		210	144		
GM30082SF135	82	205	225	230	1900	2500		216	146		

KAZEL HYDRAULIC EQUIPMENTS

TECHNICAL DATA
TEKNİK DATALAR

30 SERIES EHASS GEAR PUMP
30 SERİSİ EHASS DİŞLİ POMPA

ISO EHASS DÖRT PORTLU ÇİFT YÖNLÜ HYDROMOTOR (RAKORLU-F3)

ISO EHASS DÖRT PORTLU ÇİFT YÖNLÜ HYDROMOTOR (RAKORLU-F3)

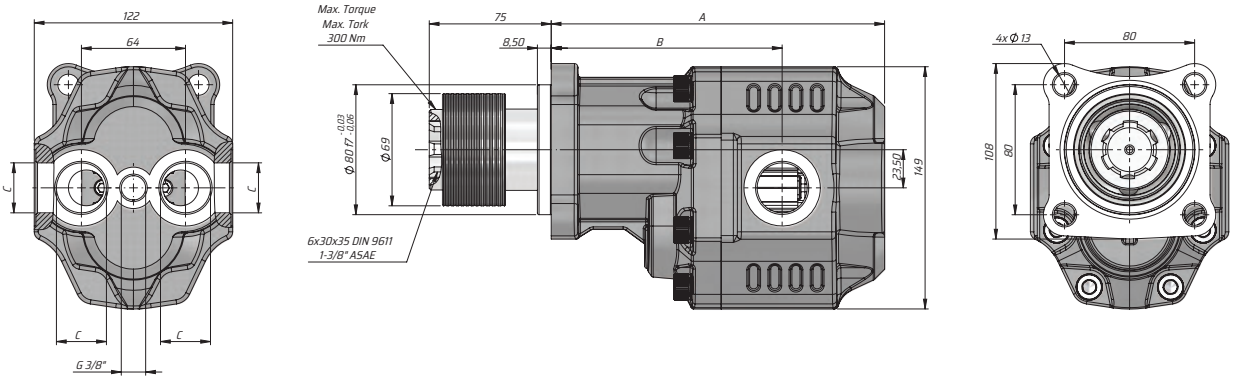

Kod Code	İletim hacmi Displace-ment	Max. Sürekli Basıncı Max. Continuous pressure	Maks. Aralıklı Basınç Max. Intermittent Pressure	Maks. Anlık Basınç Max. Peak Pressure	Maks. Sürekli Hız Max. Continu-ous Speed	Maks. Aralıklı Hız Max.Intermit-tent Speed	Min. Hız Min. Speed	A	B	Giriş Inlet	Çıkış Outlet
BD	(cm³/rev)	(100%)(BAR)	(20 sec.max)(BAR)	(6 sec.max)(BAR)	(RPM)	(RPM)	(RPM)	(mm)	(mm)	C	C
GM30034SF335	34	240	250	260	2200	2800	300	186	130.5	G3/4"	
GM30043SF335	43	230	240	250	2000	2500		192	135.5		
GM30051SF335	51	220	230	240				197	135.5	G1"	
GM30061SF335	61	205	225	230	1900	2500		205	142		
GM30073SF335	73	170	180	190	1500	1800		210	144		
GM30082SF335	82	205	225	230	1900	2500		216	146		

UNI EHASS DÖRT PORTLU ÇİFT YÖNLÜ HYDROMOTOR (RAKORLU-F4)

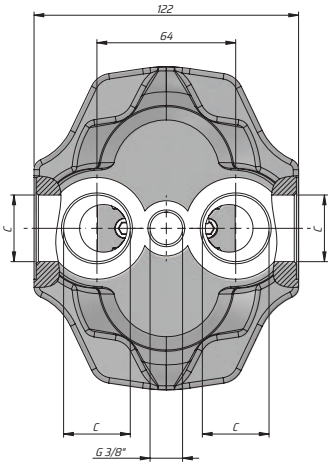

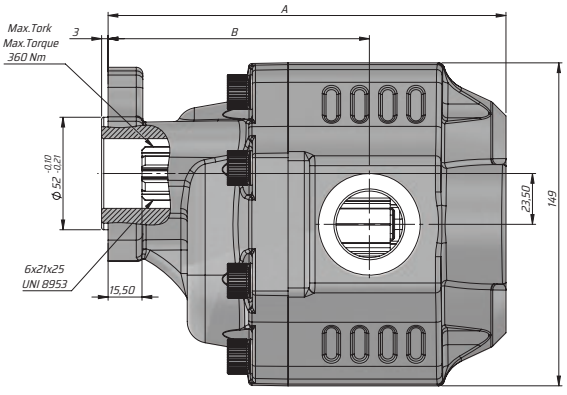

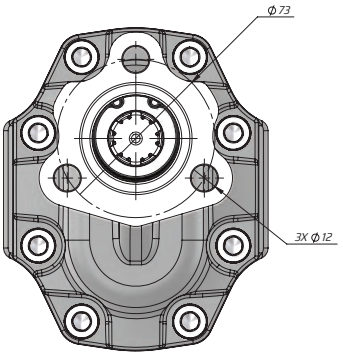

Kod Code	İletim hacmi Displace-ment	Max. Sürekli Basıncı Max. Continuous pressure	Maks. Aralıklı Basınç Max. Intermittent Pressure	Maks. Anlık Basınç Max. Peak Pressure	Maks. Sürekli Hız Max. Continu-ous Speed	Maks. Aralıklı Hız Max.Intermit-tent Speed	Min. Hız Min. Speed	A	B	Giriş Inlet	Çıkış Outlet
BD	(cm³/rev)	(100%)(BAR)	(20 sec.max)(BAR)	(6 sec.max)(BAR)	(RPM)	(RPM)	(RPM)	(mm)	(mm)	C	C
GM30034UF435	34	240	250	260	2200	2800	300	164.5	109	G3/4"	
GM30043UF435	43	230	240	250	2000	2500		170.5	114		
GM30051UF435	51	220	230	240				175.5	114	G1"	
GM30061UF435	61	205	225	230	1900	2500		183.5	120.5		
GM30073UF435	73	170	180	190	1500	1800		188.5	122.5		
GM30082UF435	82	205	225	230	1900	2500		194.5	126		

KAZEL HYDRAULIC EQUIPMENTS

TECHNICAL DATA
TEKNİK DATALAR

30 SERIES EHASS GEAR PUMP
30 SERİSİ EHASS DİŞLİ POMPA

SAE B EHASS FOUR PORT BI-DIRECTIONAL HYDROMOTOR (WITHGLAND-F6)

SAE B EHASS DÖRT PORTLU ÇİFT YÖNLÜ HYDROMOTOR (RAKORLU-F6)

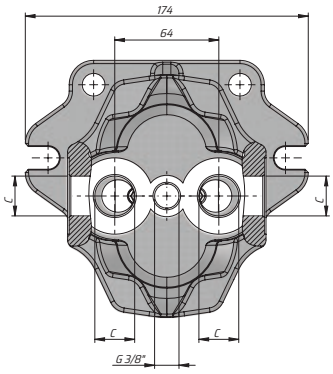

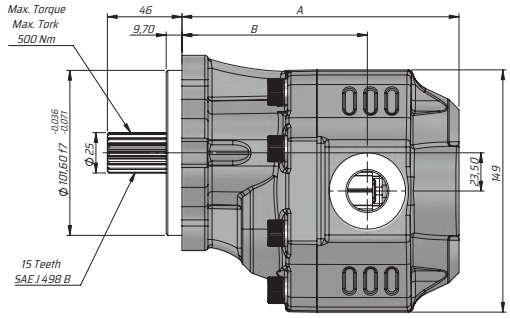

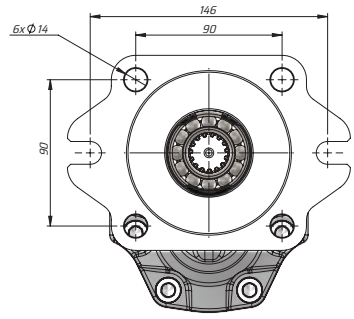

Kod Code	İletim hacmi Displace-ment	Max. Sürekli Basıncı Max. Continuous pressure	Maks. Aralıklı Basınç Max. Intermittent Pressure	Maks. Anlık Basınç Max. Peak Pressure	Maks. Sürekli Hız Max. Continu-ous Speed	Maks. Aralıklı Hız Max.Intermit-tent Speed	Min. Hız Min. Speed	A	B	Giriş Inlet	Çıkış Outlet
BD	(cm³/rev)	(100%)(BAR)	(20 sec.max)(BAR)	(6 sec.max)(BAR)	(RPM)	(RPM)	(RPM)	(mm)	(mm)	C	C
GM30034BF635	34	240	250	260	2200	2800	300	164.5	109	G3/4"	
GM30043BF635	43	230	240	250	2000	2500		170.5	114		
GM30051BF635	51	220	230	240				175.5	114	G1"	
GM30061BF635	61	205	225	230	1900	2500		183.5	120.5		
GM30073BF635	73	170	180	190	1500	1800		188.5	122.5		
GM30082BF635	82	205	225	230	1900	2500		194.5	126		

SAE B EHASS DÖRT PORTLU ÇİFT YÖNLÜ HYDROMOTOR (RAKORLU-K1)

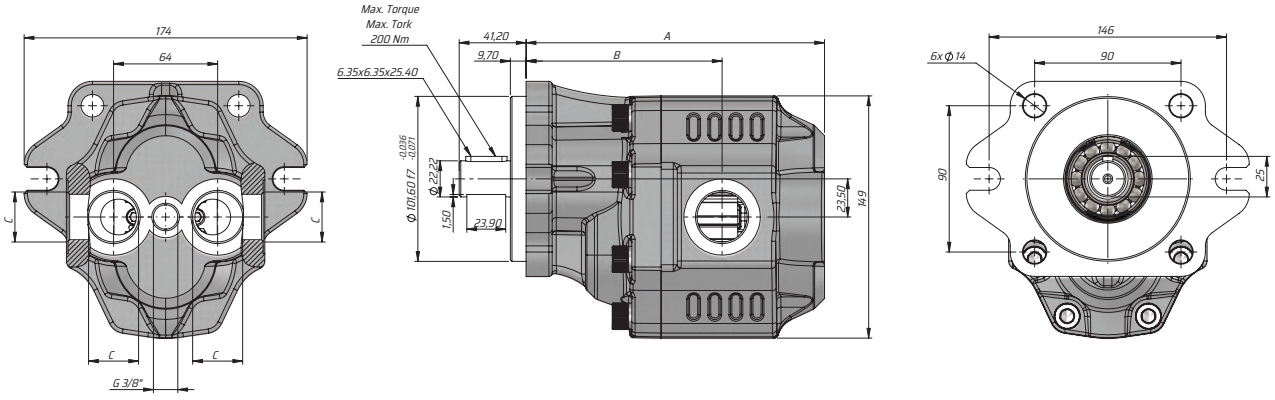

Kod Code	İletim hacmi Displace-ment	Max. Sürekli Basıncı Max. Continuous pressure	Maks. Aralıklı Basınç Max. Intermittent Pressure	Maks. Anlık Basınç Max. Peak Pressure	Maks. Sürekli Hız Max. Continu-ous Speed	Maks. Aralıklı Hız Max.Intermit-tent Speed	Min. Hız Min. Speed	A	B	Giriş Inlet	Çıkış Outlet
BD	(cm³/rev)	(100%)(BAR)	(20 sec.max)(BAR)	(6 sec.max)(BAR)	(RPM)	(RPM)	(RPM)	(mm)	(mm)	C	C
GM30034BK135	34	240	250	260	2200	2800	300	164.5	109	G3/4"	
GM30043BK135	43	230	240	250	2000	2500		170.5	114		
GM30051BK135	51	220	230	240				175.5	114	G1"	
GM30061BK135	61	205	225	230	1900	2500		183.5	120.5		
GM30073BK135	73	170	180	190	1500	1800		188.5	122.5		
GM30082BK135	82	205	225	230	1900	2500		194.5	126		

KAZEL HYDRAULIC EQUIPMENTS

TECHNICAL DATA
TEKNİK DATALAR

30 SERIES EHASS GEAR PUMP
30 SERİSİ EHASS DİŞLİ POMPA

SAE B EHASS FOUR PORT BI-DIRECTIONAL HYDROMOTOR (WITHGLAND-K2)

SAE B EHASS DÖRT PORTLU ÇİFT YÖNLÜ HYDROMOTOR (RAKORLU-K2)

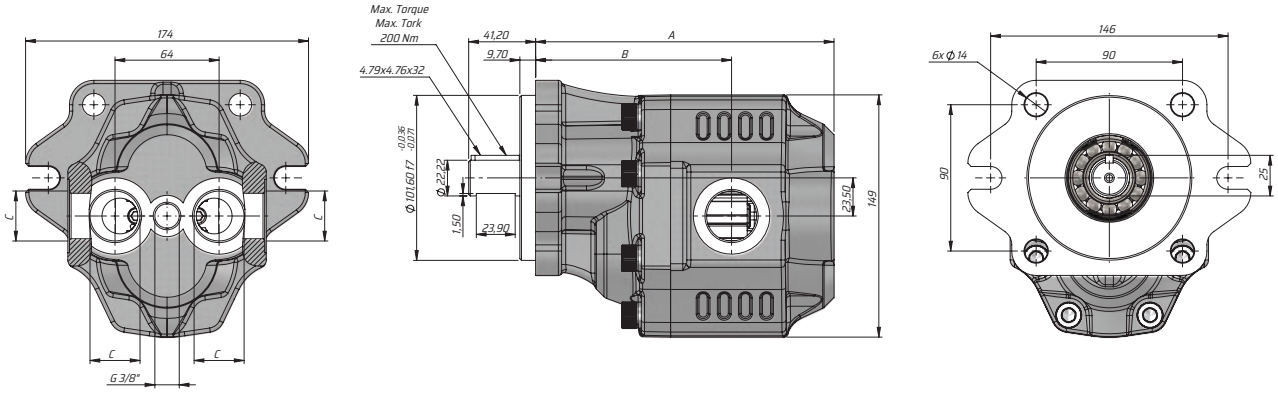

Kod Code	İletim hacmi Displace-ment	Max. Sürekli Basıncı Max. Continuous pressure	Maks. Aralıklı Basınç Max. Intermittent Pressure	Maks. Anlık Basınç Max. Peak Pressure	Maks. Sürekli Hız Max. Continu-ous Speed	Maks. Aralıklı Hız Max.Intermit-tent Speed	Min. Hız Min. Speed	A	B	Giriş Inlet	Çıkış Outlet
BD	(cm³/rev)	(100%)(BAR)	(20 sec.max)(BAR)	(6 sec.max)(BAR)	(RPM)	(RPM)	(RPM)	(mm)	(mm)	C	C
GM30034BK235	34	240	250	260	2200	2800	300	164.5	109	G3/4"	
GM30043BK235	43	230	240	250	2000	2500		170.5	114		
GM30051BK235	51	220	230	240				175.5	114	G1"	
GM30061BK235	61	205	225	230	1900	2500		183.5	120.5		
GM30073BK235	73	170	180	190	1500	1800		188.5	122.5		
GM30082BK235	82	205	225	230	1900	2500		194.5	126		

SAE B EHASS DÖRT PORTLU ÇİFT YÖNLÜ HYDROMOTOR (RAKORLU-F5)

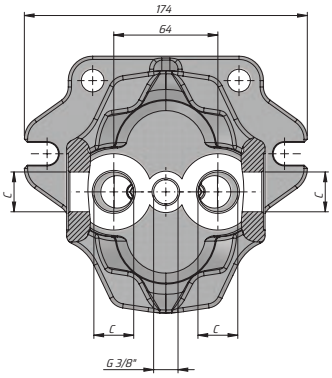

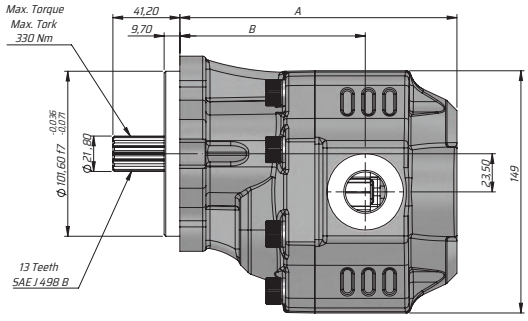

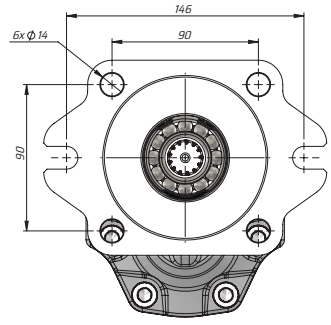

Kod Code	İletim hacmi Displace-ment	Max. Sürekli Basıncı Max. Continuous pressure	Maks. Aralıklı Basınç Max. Intermittent Pressure	Maks. Anlık Basınç Max. Peak Pressure	Maks. Sürekli Hız Max. Continu-ous Speed	Maks. Aralıklı Hız Max.Intermit-tent Speed	Min. Hız Min. Speed	A	B	Giriş Inlet	Çıkış Outlet
BD	(cm³/rev)	(100%)(BAR)	(20 sec.max)(BAR)	(6 sec.max)(BAR)	(RPM)	(RPM)	(RPM)	(mm)	(mm)	C	C
GM30034BF535	34	240	250	260	2200	2800	300	164.5	109	G3/4"	
GM30043BF535	43	230	240	250	2000	2500		170.5	114		
GM30051BF535	51	220	230	240				175.5	114	G1"	
GM30061BF535	61	205	225	230	1900	2500		183.5	120.5		
GM30073BF535	73	170	180	190	1500	1800		188.5	122.5		
GM30082BF535	82	205	225	230	1900	2500		194.5	126		

KAZEL HYDRAULIC EQUIPMENTS

TECHNICAL DATA
TEKNİK DATALAR

30 SERIES EHASS GEAR PUMP
30 SERİSİ EHASS DİŞLİ POMPA

SAE B EHASS DÖRT PORTLU ÇİFT YÖNLÜ (RAKORLU-F5)

SAE B EHASS DÖRT PORTLU ÇİFT YÖNLÜ (RAKORLU-F5)

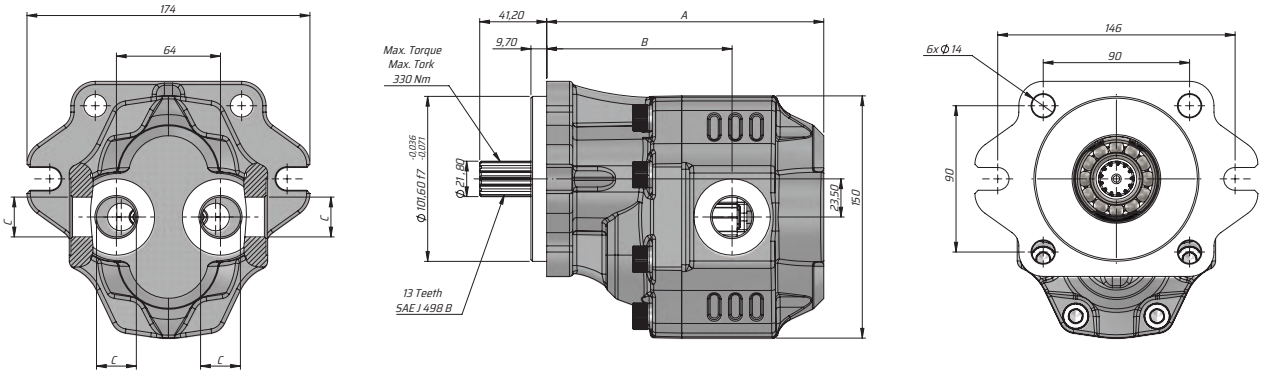

Kod Code	İletim hacmi Displace-ment	Max. Sürekli Basıncı Max. Continuous pressure	Maks. Aralıklı Basınç Max. Intermittent Pressure	Maks. Anlık Basınç Max. Peak Pressure	Maks. Sürekli Hız Max. Continu-ous Speed	Maks. Aralıklı Hız Max.Intermit-tent Speed	Min. Hız Min. Speed	A	B	Giriş Inlet	Çıkış Outlet
BD	(cm³/rev)	(100%)(BAR)	(20 sec.max)(BAR)	(6 sec.max)(BAR)	(RPM)	(RPM)	(RPM)	(mm)	(mm)	C	C
G30034BF535	34	240	250	260	2200	2800	300	164.5	109	G3/4"	
G30043BF535	43	230	240	250	2000	2500		170.5	114		
G30051BF535	51	220	230	240				175.5	114	G1"	
G30061BF535	61	205	225	230	1900	2500		183.5	120.5		
G30073BF535	73	170	180	190	1500	1800		188.5	122.5		
G30082BF535	82	205	225	230	1900	2500		194.5	126		

SAE B EHASS DÖRT PORTLU ÇİFT YÖNLÜ (RAKORLU-F6)

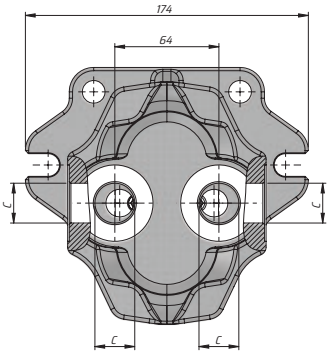

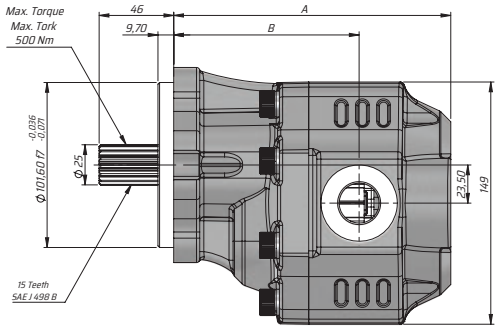

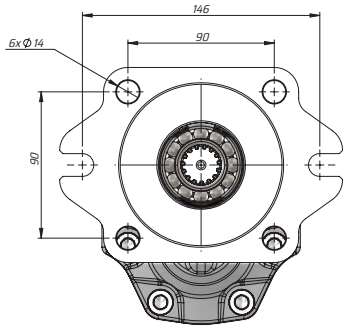

Kod Code	İletim hacmi Displace-ment	Max. Sürekli Basıncı Max. Continuous pressure	Maks. Aralıklı Basınç Max. Intermittent Pressure	Maks. Anlık Basınç Max. Peak Pressure	Maks. Sürekli Hız Max. Continu-ous Speed	Maks. Aralıklı Hız Max.Intermit-tent Speed	Min. Hız Min. Speed	A	B	Giriş Inlet	Çıkış Outlet
BD	(cm³/rev)	(100%)(BAR)	(20 sec.max)(BAR)	(6 sec.max)(BAR)	(RPM)	(RPM)	(RPM)	(mm)	(mm)	C	C
G30034BF635	34	240	250	260	2200	2800	300	164.5	109	G3/4"	
G30043BF635	43	230	240	250	2000	2500		170.5	114		
G30051BF635	51	220	230	240				175.5	114	G1"	
G30061BF635	61	205	225	230	1900	2500		183.5	120.5		
G30073BF635	73	170	180	190	1500	1800		188.5	122.5		
G30082BF635	82	205	225	230	1900	2500		194.5	126		

KAZEL HYDRAULIC EQUIPMENTS

TECHNICAL DATA
TEKNİK DATALAR

30 SERIES EHASS GEAR PUMP
30 SERİSİ EHASS DİŞLİ POMPA

SAE B EHASS DÖRT PORTLU ÇİFT YÖNLÜ (RAKORLU-K1)

SAE B EHASS DÖRT PORTLU ÇİFT YÖNLÜ (RAKORLU-K1)

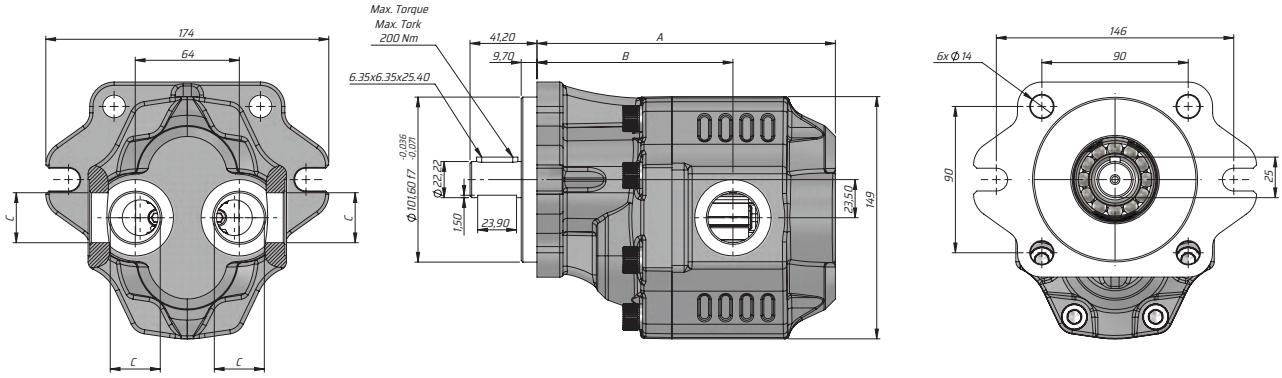

Kod Code	İletim hacmi Displace-ment	Max. Sürekli Basıncı Max. Continuous pressure	Maks. Aralıklı Basınç Max. Intermittent Pressure	Maks. Anlık Basınç Max. Peak Pressure	Maks. Sürekli Hız Max. Continu-ous Speed	Maks. Aralıklı Hız Max.Intermit-tent Speed	Min. Hız Min. Speed	A	B	Giriş Inlet	Çıkış Outlet
BD	(cm³/rev)	(100%)(BAR)	(20 sec.max)(BAR)	(6 sec.max)(BAR)	(RPM)	(RPM)	(RPM)	(mm)	(mm)	C	C
G30034BK135	34	240	250	260	2200	2800	300	164.5	109	G3/4"	
G30043BK135	43	230	240	250	2000	2500		170.5	114		
G30051BK135	51	220	230	240				175.5	114	G1"	
G30061BK135	61	205	225	230	1900	2500		183.5	120.5		
G30073BK135	73	170	180	190	1500	1800		188.5	122.5		
G30082BK135	82	205	225	230	1900	2500		194.5	126		

SAE B EHASS DÖRT PORTLU ÇİFT YÖNLÜ (RAKORLU-K2)

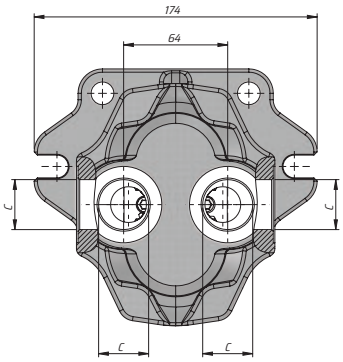

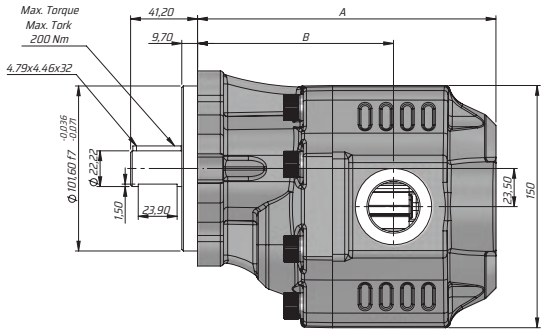

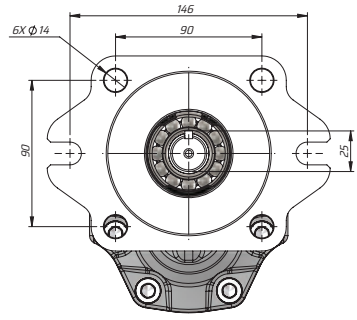

Kod Code	İletim hacmi Displace-ment	Max. Sürekli Basıncı Max. Continuous pressure	Maks. Aralıklı Basınç Max. Intermittent Pressure	Maks. Anlık Basınç Max. Peak Pressure	Maks. Sürekli Hız Max. Continu-ous Speed	Maks. Aralıklı Hız Max.Intermit-tent Speed	Min. Hız Min. Speed	A	B	Giriş Inlet	Çıkış Outlet
BD	(cm³/rev)	(100%)(BAR)	(20 sec.max)(BAR)	(6 sec.max)(BAR)	(RPM)	(RPM)	(RPM)	(mm)	(mm)	C	C
G30034BK235	34	240	250	260	2200	2800	300	164.5	109	G3/4"	
G30043BK235	43	230	240	250	2000	2500		170.5	114		
G30051BK235	51	220	230	240				175.5	114	G1"	
G30061BK235	61	205	225	230	1900	2500		183.5	120.5		
G30073BK235	73	170	180	190	1500	1800		188.5	122.5		
G30082BK235	82	205	225	230	1900	2500		194.5	126		

KAZEL HYDRAULIC EQUIPMENTS

TECHNICAL DATA
TEKNİK DATALAR

30 SERIES EHASS GEAR PUMP
30 SERİSİ EHASS DİŞLİ POMPA

SAE B EHASS FOUR PORT DUPLEX (WITH GLAND-K3)

SAE B EHASS DÖRT PORTLU ÇİFT YÖNLÜ (RAKORLU-K3)

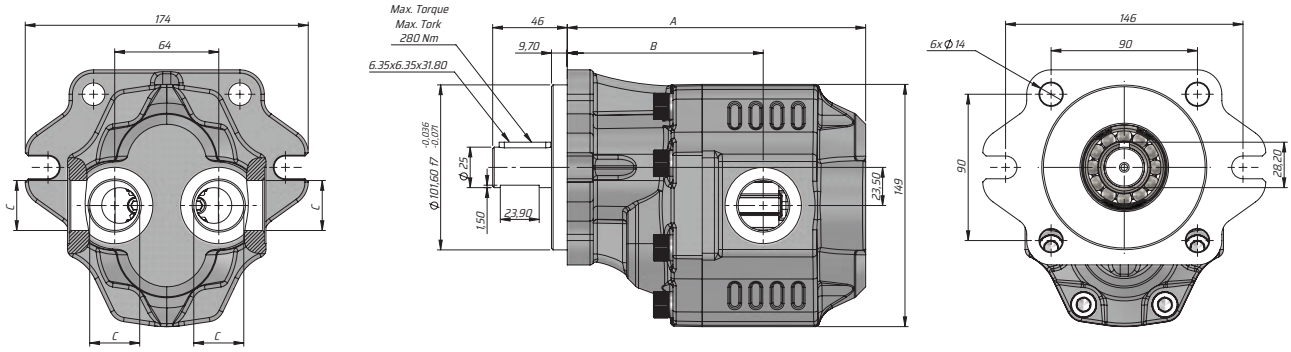

Kod Code	İletim hacmi Displace-ment	Max. Sürekli Basıncı Max. Continuous pressure	Maks. Aralıklı Basınç Max. Intermittent Pressure	Maks. Anlık Basınç Max. Peak Pressure	Maks. Sürekli Hız Max. Continu-ous Speed	Maks. Aralıklı Hız Max.Intermit-tent Speed	Min. Hız Min. Speed	A	B	Giriş Inlet	Çıkış Outlet
BD	(cm³/rev)	(100%)(BAR)	(20 sec.max)(BAR)	(6 sec.max)(BAR)	(RPM)	(RPM)	(RPM)	(mm)	(mm)	C	C
G30034BK335	34	240	250	260	2200	2800	300	164.5	109	G3/4"	
G30043BK335	43	230	240	250	2000	2500		170.5	114		
G30051BK335	51	220	230	240				175.5	114	G1"	
G30061BK335	61	205	225	230	1900	2500		183.5	120.5		
G30073BK335	73	170	180	190	1500	1800		188.5	122.5		
G30082BK335	82	205	225	230	1900	2500		194.5	126		

F UNI EHASS BODY FOUR PORT DOUBLE DIRECTION (WITH FITTING-K4)

F UNI EHASS GÖVDE DÖRT PORTLU ÇİFT YÖNLÜ (RAKORLU-K4)

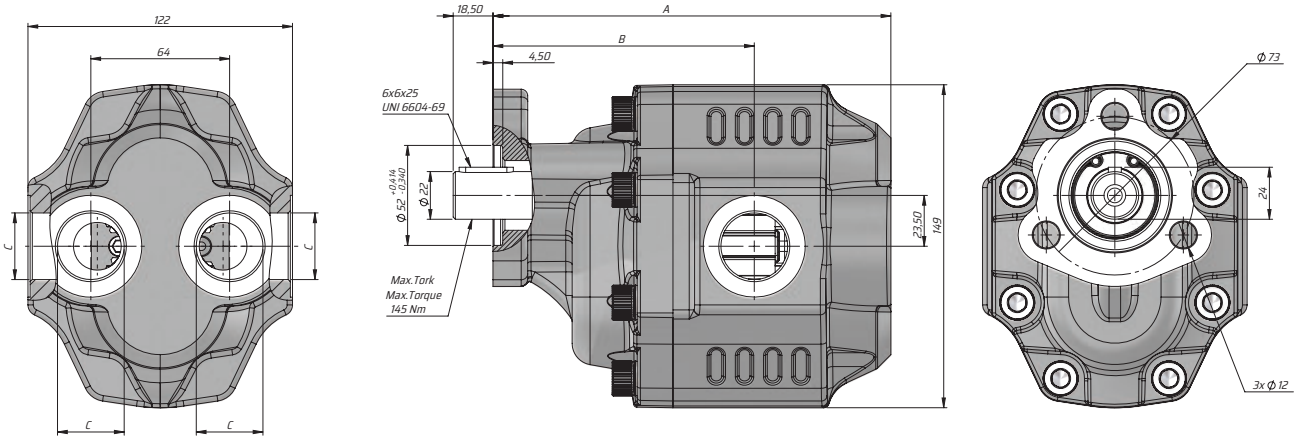

Kod Code	İletim hacmi Displace-ment	Max. Sürekli Basıncı Max. Continuous pressure	Maks. Aralıklı Basınç Max. Intermittent Pressure	Maks. Anlık Basınç Max. Peak Pressure	Maks. Sürekli Hız Max. Continu-ous Speed	Maks. Aralıklı Hız Max.Intermit-tent Speed	Min. Hız Min. Speed	A	B	Giriş Inlet	Çıkış Outlet
BD	(cm³/rev)	(100%)(BAR)	(20 sec.max)(BAR)	(6 sec.max)(BAR)	(RPM)	(RPM)	(RPM)	(mm)	(mm)	C	C
G30034FK435	34	240	250	260	2200	2800	300	164.5	109	G3/4"	
G30043FK435	43	230	240	250	2000	2500		170.5	114		
G30051FK435	51	220	230	240				175.5	114	G1"	
G30061FK435	61	205	225	230	1900	2500		183.5	120.5		
G30073FK435	73	170	180	190	1500	1800		188.5	122.5		
G30082FK435	82	205	225	230	1900	2500		194.5	126		

KAZEL HYDRAULIC EQUIPMENTS

TECHNICAL DATA
TEKNİK DATALAR

30 SERIES EHASS GEAR PUMP
30 SERİSİ EHASS DİŞLİ POMPA

K EHASS FOUR PORT REVERSIBLE (WITH FITTING-K6)

K EHASS DÖRT PORTLU ÇİFT YÖNLÜ (RAKORLU-K6)



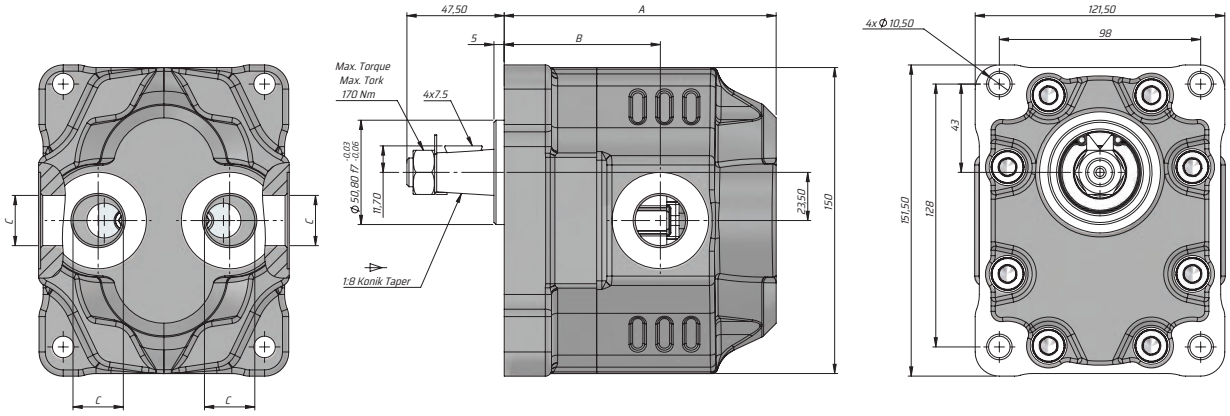

Kod Code	İletim hacmi Displace-ment	Max. Sürekli Basıncı Max. Continuous pressure	Maks. Aralıklı Basınç Max. Intermittent Pressure	Maks. Anlık Basınç Max. Peak Pressure	Maks. Sürekli Hız Max. Continu-ous Speed	Maks. Aralıklı Hız Max.Intermit-tent Speed	Min. Hız Min. Speed	A	B	Giriş Inlet	Çıkış Outlet
BD	(cm³/rev)	(100%)(BAR)	(20 sec.max)(BAR)	(6 sec.max)(BAR)	(RPM)	(RPM)	(RPM)	(mm)	(mm)	C	C
G30034KK635	34	240	250	260	2200	2800	300	126.5	71	G3/4"	
G30043KK635	43	230	240	250	2000	2500		132.5	76		
G30051KK635	51	220	230	240				137.5	76	G1"	
G30061KK635	61	205	225	230	1900	2500		145.5	82.5		
G30073KK635	73	170	180	190	1500	1800		150.5	84.5		
G30082KK635	82	205	225	230	1900	2500		156.5	86.5		

ASAE EHASS DÖRT PORTLU ÇİFT YÖNLÜ (RAKORLU-F2)

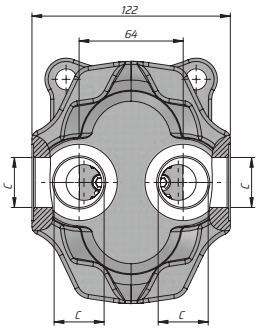

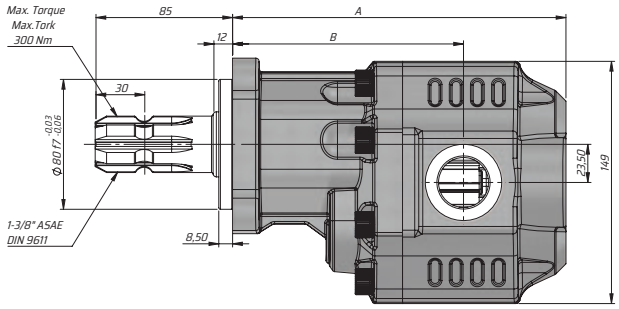

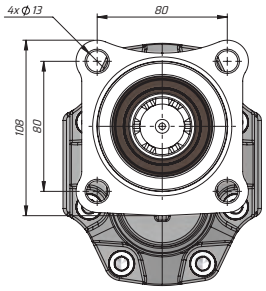

Kod Code	İletim hacmi Displace-ment	Max. Sürekli Basıncı Max. Continuous pressure	Maks. Aralıklı Basınç Max. Intermittent Pressure	Maks. Anlık Basınç Max. Peak Pressure	Maks. Sürekli Hız Max. Continu-ous Speed	Maks. Aralıklı Hız Max.Intermit-tent Speed	Min. Hız Min. Speed	A	B	Giriş Inlet	Çıkış Outlet
BD	(cm³/rev)	(100%)(BAR)	(20 sec.max)(BAR)	(6 sec.max)(BAR)	(RPM)	(RPM)	(RPM)	(mm)	(mm)	C	C
G300345F235	34	240	250	260	2200	2800	300	186	130.5	G3/4"	
G300435F235	43	230	240	250	2000	2500		192	135.5		
G300515F235	51	220	230	240				197	135.5	G1"	
G300615F235	61	205	225	230	1900	2500		205	142		
G300735F235	73	170	180	190	1500	1800		210	144		
G300825F235	82	205	225	230	1900	2500		216	146		

KAZEL HYDRAULIC EQUIPMENTS

TECHNICAL DATA
TEKNİK DATALAR

30 SERIES EHASS GEAR PUMP
30 SERİSİ EHASS DİŞLİ POMPA

ASAE EHASS FOUR-PORT DUPLEX (WITH GLAND-F8)

ASAE EHASS DÖRT PORTLU ÇİFT YÖNLÜ (RAKORLU-F8)



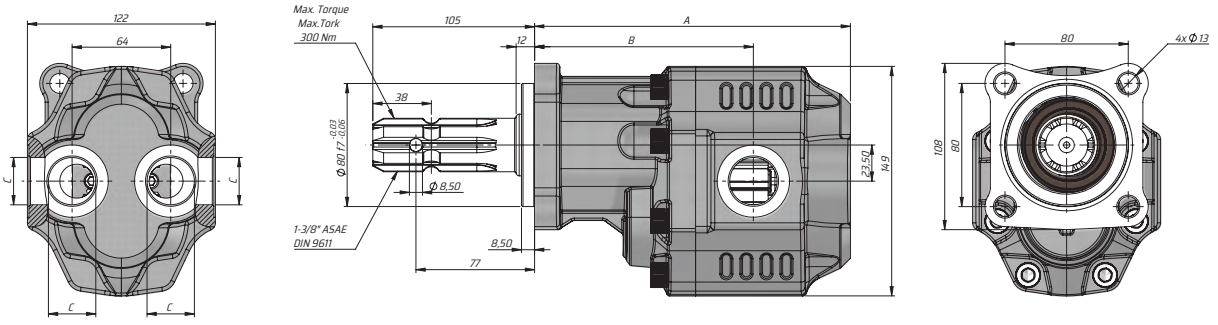

Kod Code	İletim hacmi Displace-ment	Max. Sürekli Basıncı Max. Continuous pressure	Maks. Aralıklı Basınç Max. Intermittent Pressure	Maks. Anlık Basınç Max. Peak Pressure	Maks. Sürekli Hız Max. Continu-ous Speed	Maks. Aralıklı Hız Max.Intermit-tent Speed	Min. Hız Min. Speed	A	B	Giriş Inlet	Çıkış Outlet
BD	(cm³/rev)	(100%)(BAR)	(20 sec.max)(BAR)	(6 sec.max)(BAR)	(RPM)	(RPM)	(RPM)	(mm)	(mm)	C	C
G30034SF835	34	240	250	260	2200	2800	300	186	130.5	G3/4"	
G30043SF835	43	230	240	250	2000	2500		192	135.5		
G30051SF835	51	220	230	240				197	135.5	G1"	
G30061SF835	61	205	225	230	1900	2500		205	142		
G30073SF835	73	170	180	190	1500	1800		210	144		
G30082SF835	82	205	225	230	1900	2500		216	146		

ISO EHASS FOUR PORT DOUBLE DIRECTION-(WITH FITTING-F1)

ISO EHASS DÖRT PORTLU ÇİFT YÖNLÜ-(RAKORLU-F1)

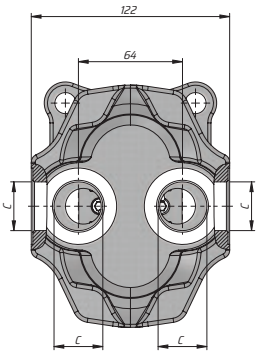

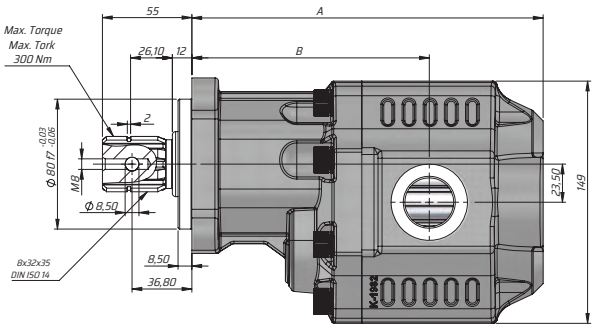

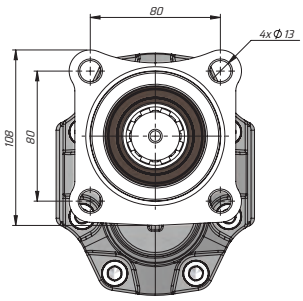

Kod Code	İletim hacmi Displace-ment	Max. Sürekli Basıncı Max. Continuous pressure	Maks. Aralıklı Basınç Max. Intermittent Pressure	Maks. Anlık Basınç Max. Peak Pressure	Maks. Sürekli Hız Max. Continu-ous Speed	Maks. Aralıklı Hız Max.Intermit-tent Speed	Min. Hız Min. Speed	A	B	Giriş Inlet	Çıkış Outlet
BD	(cm³/rev)	(100%)(BAR)	(20 sec.max)(BAR)	(6 sec.max)(BAR)	(RPM)	(RPM)	(RPM)	(mm)	(mm)	C	C
G30034SF135	34	240	250	260	2200	2800	300	186	130.5	G3/4"	
G30043SF135	43	230	240	250	2000	2500		192	135.5		
G30051SF135	51	220	230	240				197	135.5	G1"	
G30061SF135	61	205	225	230	1900	2500		205	142		
G30073SF135	73	170	180	190	1500	1800		210	144		
G30082SF135	82	205	225	230	1900	2500		216	146		

KAZEL HYDRAULIC EQUIPMENTS

TECHNICAL DATA
TEKNİK DATALAR

30 SERIES EHASS GEAR PUMP
30 SERİSİ EHASS DİŞLİ POMPA

TRC EHASS FOUR PORT REVERSIBLE (WITH FITTING-F3)

TRC EHASS DÖRT PORTLU ÇİFT YÖNLÜ (RAKORLU-F3)

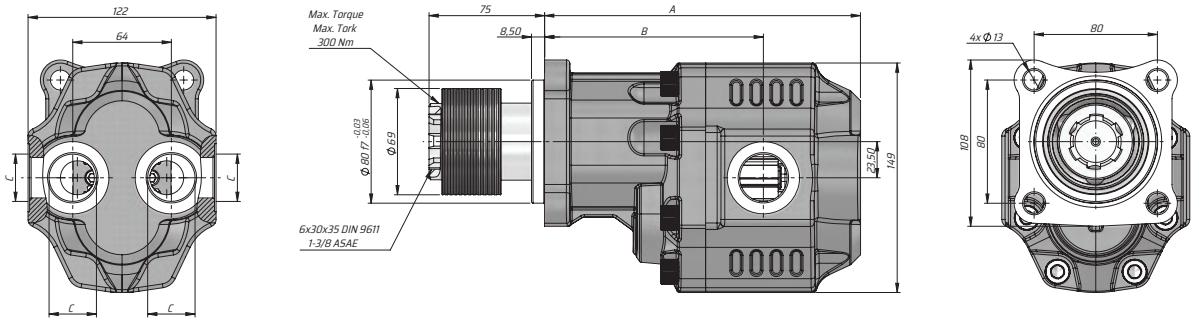

Kod Code	İletim hacmi Displace-ment	Max. Sürekli Basıncı Max. Continuous pressure	Maks. Aralıklı Basınç Max. Intermittent Pressure	Maks. Anlık Basınç Max. Peak Pressure	Maks. Sürekli Hız Max. Continu-ous Speed	Maks. Aralıklı Hız Max.Intermit-tent Speed	Min. Hız Min. Speed	A	B	Giriş Inlet	Çıkış Outlet
BD	(cm³/rev)	(100%)(BAR)	(20 sec.max)(BAR)	(6 sec.max)(BAR)	(RPM)	(RPM)	(RPM)	(mm)	(mm)	C	C
G30034SF335	34	240	250	260	2200	2800	300	186	130.5	G3/4"	
G30043SF335	43	230	240	250	2000	2500		192	135.5		
G30051SF335	51	220	230	240				197	135.5	G1"	
G30061SF335	61	205	225	230	1900	2500		205	142		
G30073SF335	73	170	180	190	1500	1800		210	144		
G30082SF335	82	205	225	230	1900	2500		216	146		

UNI EHASS FOUR PORT REVERSIBLE (WITH FITTING-F4)

UNI EHASS DÖRT PORTLU ÇİFT YÖNLÜ (RAKORLU-F4)

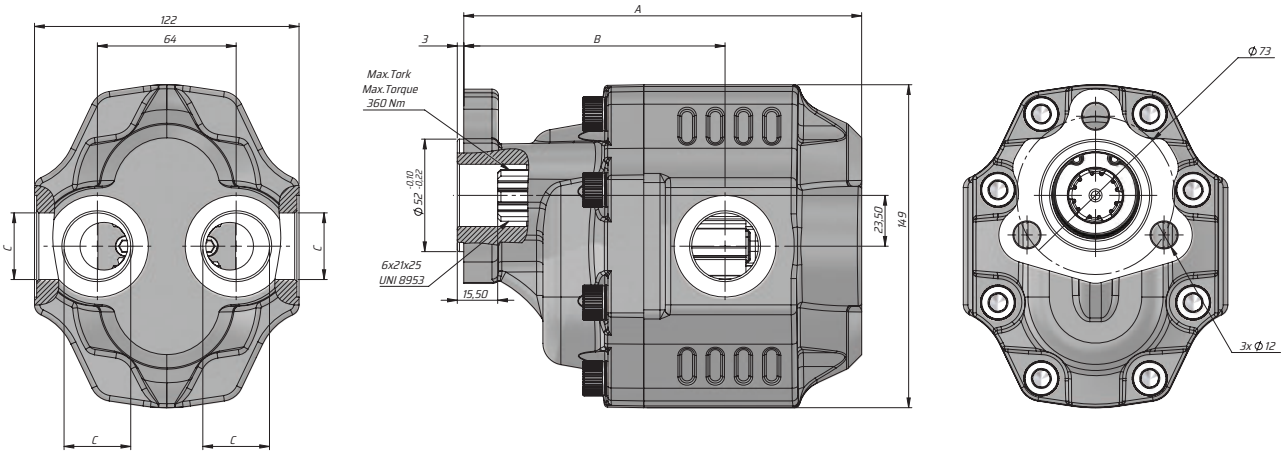

Kod Code	İletim hacmi Displace-ment	Max. Sürekli Basıncı Max. Continuous pressure	Maks. Aralıklı Basınç Max. Intermittent Pressure	Maks. Anlık Basınç Max. Peak Pressure	Maks. Sürekli Hız Max. Continu-ous Speed	Maks. Aralıklı Hız Max.Intermit-tent Speed	Min. Hız Min. Speed	A	B	Giriş Inlet	Çıkış Outlet
BD	(cm³/rev)	(100%)(BAR)	(20 sec.max)(BAR)	(6 sec.max)(BAR)	(RPM)	(RPM)	(RPM)	(mm)	(mm)	C	C
G30034UF435	34	240	250	260	2200	2800	300	164.5	109	G3/4"	
G30043UF435	43	230	240	250	2000	2500		170.5	114		
G30051UF435	51	220	230	240				175.5	114	G1"	
G30061UF435	61	205	225	230	1900	2500		183.5	120.5		
G30073UF435	73	170	180	190	1500	1800		188.5	122.5		
G30082UF435	82	205	225	230	1900	2500		194.5	126		

KAZEL HYDRAULIC EQUIPMENTS

TECHNICAL DATA
TEKNİK DATALAR

30 SERIES EHASS GEAR PUMP
30 SERİSİ EHASS DİŞLİ POMPA

ISO EHASS ONE DIRECTION (UNION-F1)

ISO EHASS TEK YÖNLÜ (RAKORLU-F1)



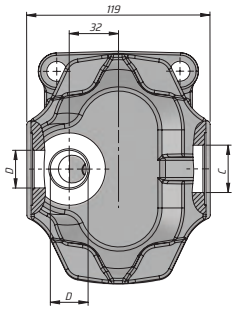

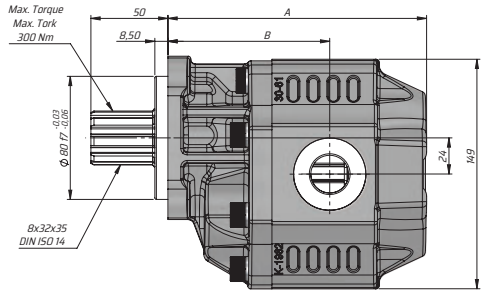

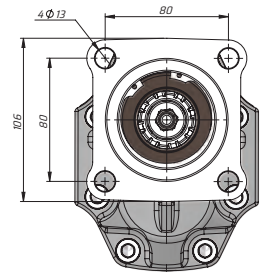

Kod Code		İletim hacmi Displacement	Max. Sürekli Basıncı Max. Continuous pressure	Maks. Aralıklı Basınç Max. Intermittent Pressure	Maks. Anlık Basınç Max. Peak Pressure	Maks. Sürekli Hız Max. Continuous Speed	Maks. Aralıklı Hız Max.Intermittent Speed	Min. Hız Min. Speed	A	B	Giriş Inlet	Çıkış Outlet
Sol/Left	Sağ/Right	(cm³/rev)	(100%)(BAR)	(20 sec.max)(BAR)	(6 sec.max)(BAR)	(RPM)	(RPM)	RPM	(mm)	(mm)	C	D
G30017SSF111	G30017SSF121	17	290	315	325	2500	3000	300	136	87.5	G1/2"	G1/2"
G30022SSF111	G30022SSF121	22							140	89.5	G3/4"	
G30027SSF111	G30027SSF121	27							142	92.5		
G30034SSF111	G30034SSF121	34	280	300	310	2200	2800		147	93.5		G3/4"
G30043SSF111	G30043SSF121	43	270	290	300	2000	2500		153	98.5		
G30051SSF111	G30051SSF121	51	240	260	280				158	98.5	G1"	
G30061SSF111	G30061SSF121	61	220	240	250	1900			166	105		
G30073SSF111	G30073SSF121	73	205	225	230				177	107	G1 1/4"	G1"
G30082SSF111	G30082SSF121	82							177	109	G1 1/4"	G1" G3/4" (Alternative)
G30100SSF111	G30100SSF121	10	180	200	220	1500	1800		190	123		
G30125SSF111	G30125SSF121	12	160	180	200				206	127		

ISO SHORT EHASS FOUR PORT DOUBLE DIRECTION (WITH FITTING-F1)

ISO SHORT EHASS DÖRT PORTLU ÇİFT YÖNLÜ (RAKORLU-F1)

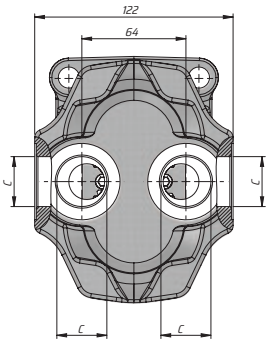

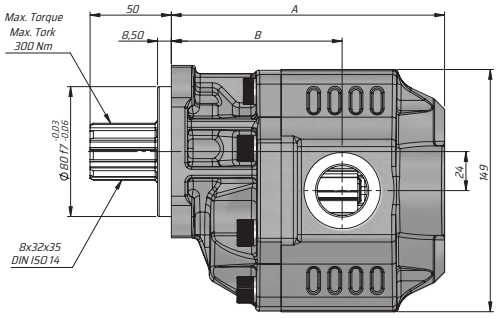

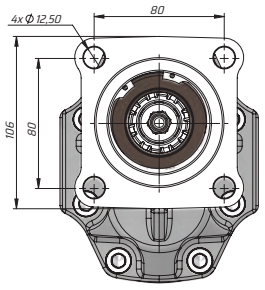

Kod Code	İletim hacmi Displace-ment	Max. Sürekli Basıncı Max. Continuous pressure	Maks. Aralıklı Basınç Max. Intermittent Pressure	Maks. Anlık Basınç Max. Peak Pressure	Maks. Sürekli Hız Max. Continu-ous Speed	Maks. Aralıklı Hız Max.Intermit-tent Speed	Min. Hız Min. Speed	A	B	Giriş Inlet	Çıkış Outlet
BD	(cm³/rev)	(100%)(BAR)	(20 sec.max)(BAR)	(6 sec.max)(BAR)	(RPM)	(RPM)	(RPM)	(mm)	(mm)	C	C
G300345SF135	34	240	250	260	2200	2800	300	186	130.5	G3/4"	
G300435SF135	43	230	240	250	2000	2500		192	135.5		
G300515SF135	51	220	230	240				197	135.5	G1"	
G300615SF135	61	205	225	230	1900	2500		205	142		
G300735SF135	73	170	180	190	1500	1800		210	144		
G300825SF135	82	205	225	230	1900	2500		216	146		

KAZEL HYDRAULIC EQUIPMENTS

TECHNICAL DATA
TEKNİK DATALAR

30 SERIES EHASS GEAR PUMP
30 SERİSİ EHASS DİŞLİ POMPA

SAE B EHASS UNIDIRECTIONAL (WITH ADAPTER-F5)

SAE B EHASS TEK YÖNLÜ (ADAPTÖRLÜ-F5)

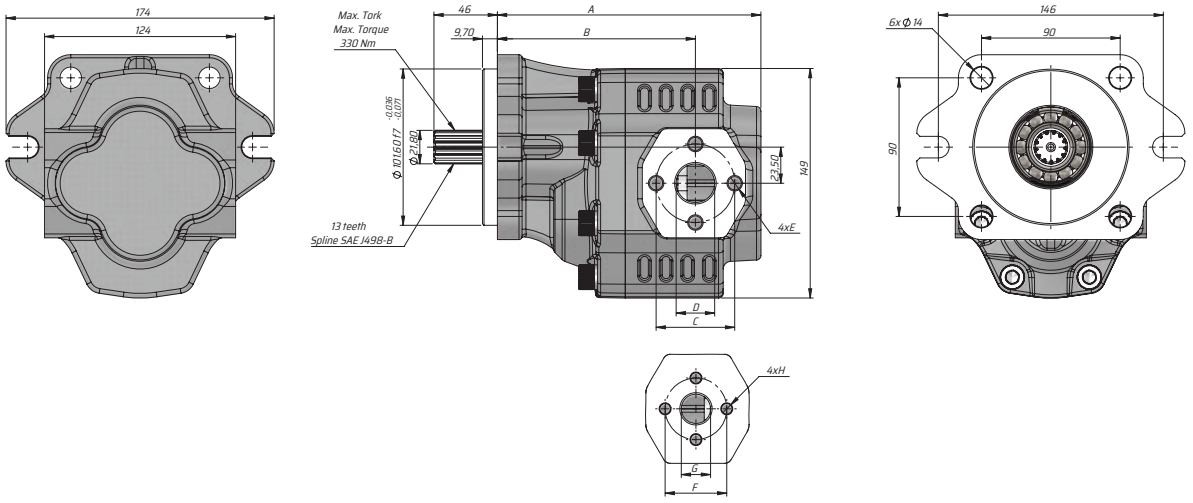

Kod Code		İletim hacmi Dis-place-ment	Max. Sürekli Basıncı Max. Continuous pressure	Maks. Aralıklı Basınç Max. Intermit-tent Pressure	Maks. Anlık Basınç Max. Peak Pressure	Maks. Sürekli Hız Max. Continuous Speed	Maks. Aralıklı Hız Max.In-termittent Speed	Min. Hız Min. Speed	A	B	Giriş Inlet			Çıkış Outlet		
Sol/Left	Sağ/Right	(cm³/rev)	(100%)(BAR)	(20 sec.max)(BAR)	(6 sec.max)(BAR)	(RPM)	(RPM)	(RPM)	(mm)	(mm)	C	D	E	F	G	H
G30022BF512	G30022BF522	22	290	315	325	2500	3000	300	158	118,50	51	25	M10	40	19	M8
G30027BF512	G30027BF522	27							160	118,50						
G30034BF512	G30034BF522	34	280	300	310	2200	2800		165	122,50						
G30043BF512	G30043BF522	43	270	290	300	2000	2500		171	128,50						
G30051BF512	G30051BF522	51	240	260	280				176	125,50						
G30061BF512	G30061BF522	61	220	240	250	1900			184	132,50						
G30082BF512	G30082BF522	82	205	225	230				195	140,50	62	33	M12	51	27	M10

SAE B EHASS TEK YÖNLÜ (ADAPTÖRLÜ-F6)

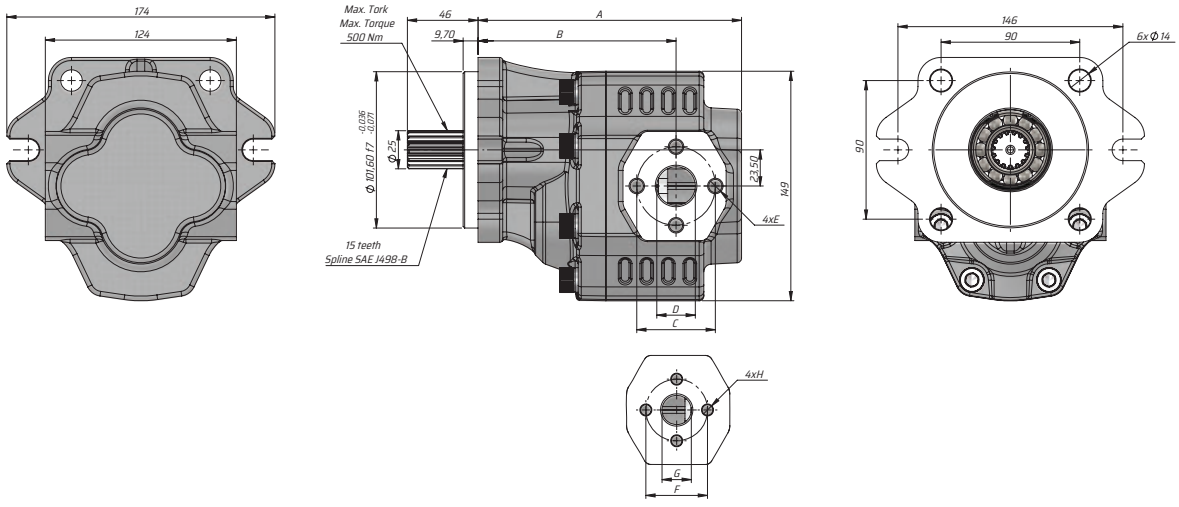

Kod Code		İletim hacmi Dis-place-ment	Max. Sürekli Basıncı Max. Continuous pressure	Maks. Aralıklı Basınç Max. Intermit-tent Pressure	Maks. Anlık Basınç Max. Peak Pressure	Maks. Sürekli Hız Max. Continuous Speed	Maks. Aralıklı Hız Max.In-termittent Speed	Min. Hız Min. Speed	A	B	Giriş Inlet			Çıkış Outlet		
Sol/Left	Sağ/Right	(cm³/rev)	(100%)(BAR)	(20 sec.max)(BAR)	(6 sec.max)(BAR)	(RPM)	(RPM)	(RPM)	(mm)	(mm)	C	D	E	F	G	H
G30022BF612	G30022BF622	22	290	315	325	2500	3000	300	154	118.50	51	25	M10	40	19	M8
G30027BF612	G30027BF622	27							160	118.50						
G30034BF612	G30034BF622	34	280	300	310	2200	2800		165	122.50						
G30043BF612	G30043BF622	43	270	290	300	2000	2500		171	128.50						
G30051BF612	G30051BF622	51	240	260	280				176	125.50						
G30061BF612	G30061BF622	61	220	240	250	1900			184	132.50						
G30082BF612	G30082BF622	82	205	225	230				195	140.50	62	33	M12	51	27	M10

KAZEL HYDRAULIC EQUIPMENTS

TECHNICAL DATA
TEKNİK DATALAR

30 SERIES EHASS GEAR PUMP
30 SERİSİ EHASS DİŞLİ POMPA

SAE B EHASS UNIDIRECTIONAL (WITH ADAPTER-K1)

SAE B EHASS TEK YÖNLÜ (ADAPTÖRLÜ-K1)

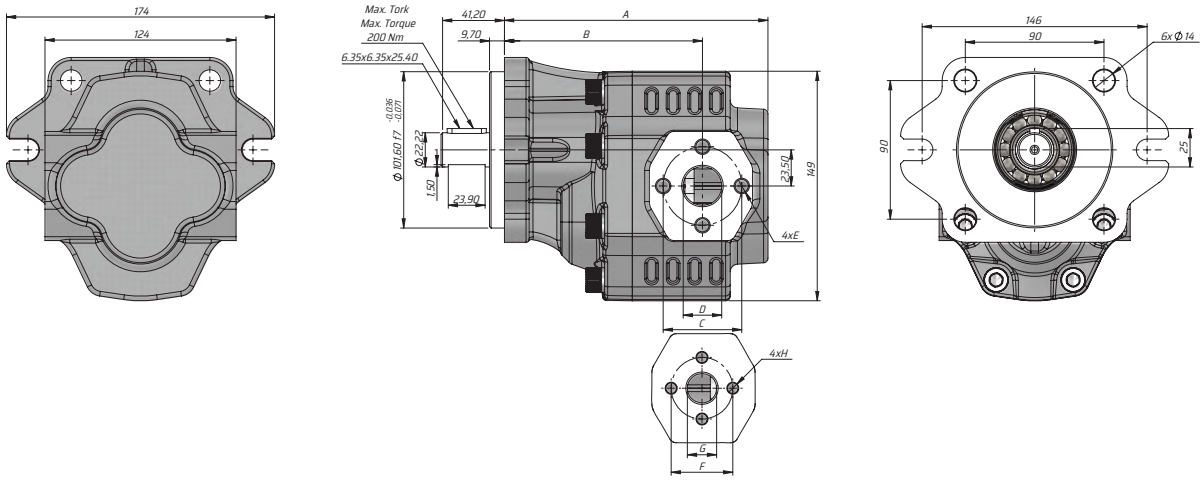

Kod Code		İletim hacmi Dis-place-ment	Max. Sürekli Basıncı Max. Continuous pressure	Maks. Aralıklı Basınç Max. Intermit-tent Pressure	Maks. Anlık Basınç Max. Peak Pressure	Maks. Sürekli Hız Max. Continuous Speed	Maks. Aralıklı Hız Max.In-termittent Speed	Min. Hız Min. Speed	A	B	Giriş Inlet			Çıkış Outlet		
Sol/Left	Sağ/Right	(cm³/rev)	(100%)(BAR)	(20 sec.max)(BAR)	(6 sec.max)(BAR)	(RPM)	(RPM)	(RPM)	(mm)	(mm)	C	D	E	F	G	H
G30022BK112	G30022BK122	22	290	315	325	2500	3000	300	154	118.50	51	25	M10	40	19	M8
G30027BK112	G30027BK122	27							160	118.50						
G30034BK112	G30034BK122	34	280	300	310	2200	2800		165	122.50						
G30043BK112	G30043BK122	43	270	290	300	2000	2500		171	128.50						
G30051BK112	G30051BK122	51	240	260	280				176	125.50						
G30061BK112	G30061BK122	61	220	240	250	1900			184	132.50						
G30082BK112	G30082BK122	82	205	225	230				195	140.50	62	33	M12	51	27	M10

SAE B EHASS TEK YÖNLÜ (ADAPTÖRLÜ-K2)

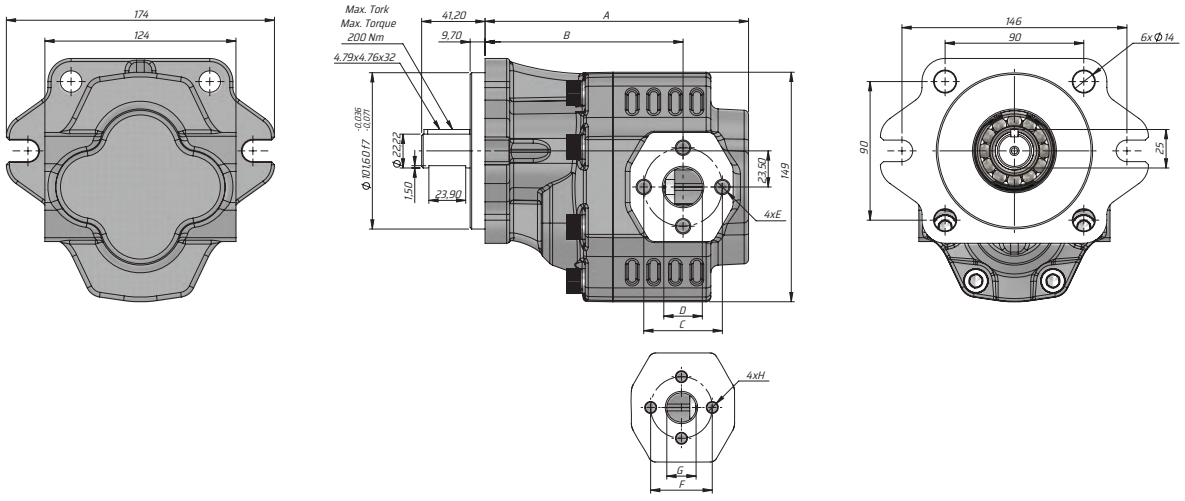

Kod Code		İletim hacmi Dis-place-ment	Max. Sürekli Basıncı Max. Continuous pressure	Maks. Aralıklı Basınç Max. Intermit-tent Pressure	Maks. Anlık Basınç Max. Peak Pressure	Maks. Sürekli Hız Max. Continuous Speed	Maks. Aralıklı Hız Max.In-termittent Speed	Min. Hız Min. Speed	A	B	Giriş Inlet			Çıkış Outlet		
Sol/Left	Sağ/Right	(cm³/rev)	(100%)(BAR)	(20 sec.max)(BAR)	(6 sec.max)(BAR)	(RPM)	(RPM)	(RPM)	(mm)	(mm)	C	D	E	F	G	H
G30022BK212	G30022BK222	22	290	315	325	2500	3000	300	154	118.50	51	25	M10	40	19	M8
G30027BK212	G30027BK222	27							160	118.50						
G30034BK212	G30034BK222	34	280	300	310	2200	2800		165	122.50						
G30043BK212	G30043BK222	43	270	290	300	2000	2500		171	128.50						
G30051BK212	G30051BK222	51	240	260	280				176	125.50						
G30061BK212	G30061BK222	61	220	240	250	1900			184	132.50						
G30082BK212	G30082BK222	82	205	225	230				195	140.50	62	33	M12	51	27	M10

KAZEL HYDRAULIC EQUIPMENTS

TECHNICAL DATA
TEKNİK DATALAR

30 SERIES EHASS GEAR PUMP
30 SERİSİ EHASS DİŞLİ POMPA

F-UNI EHASS UNIDIRECTIONAL (WITH ADAPTER-K4)

F-UNI EHASS TEK YÖNLÜ (ADAPTÖRLÜ-K4)



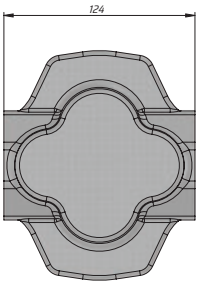

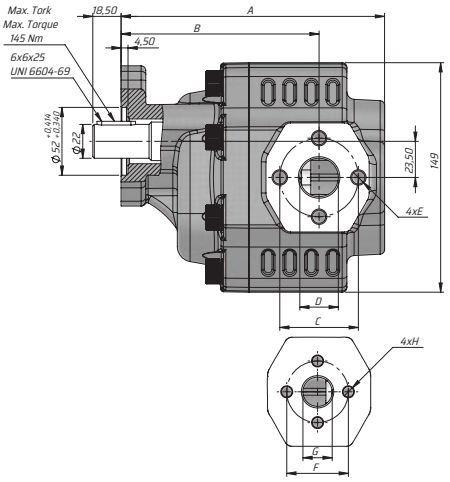

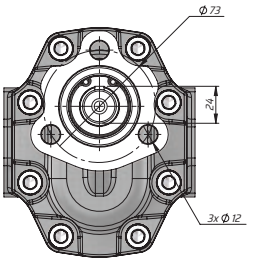

Kod Code		İletim hacmi Dis-place-ment	Max. Sürekli Basıncı Max. Continuous pressure	Maks. Aralıklı Basınç Max. Intermit-tent Pressure	Maks. Anlık Basınç Max. Peak Pressure	Maks. Sürekli Hız Max. Continuous Speed	Maks. Aralıklı Hız Max.In-termittent Speed	Min. Hız Min. Speed	A	B	Giriş Inlet			Çıkış Outlet		
Sol/Left	Sağ/Right	(cm³/rev)	(100%)(BAR)	(20 sec.max)(BAR)	(6 sec.max)(BAR)	(RPM)	(RPM)	(RPM)	(mm)	(mm)	C	D	E	F	G	H
G30022FK412	G30022FK422	22	290	315	325	2500	3000	300	154	118.50	51	25	M10	40	19	M8
G30027FK412	G30027FK422	27							160	118.50						
G30034FK412	G30034FK422	34	280	300	310	2200	2800		165	122.50						
G30043FK412	G30043FK422	43	270	290	300	2000	2500		171	128.50						
G30051FK412	G30051FK422	51	240	260	280				176	125.50						
G30061FK412	G30061FK422	61	220	240	250	1900			184	132.50						
G30082FK412	G30082FK422	82	205	225	230				195	140.50	62	33	M12	51	27	M10

K EHASS TEK YÖNLÜ (ADAPTÖRLÜ-K6)



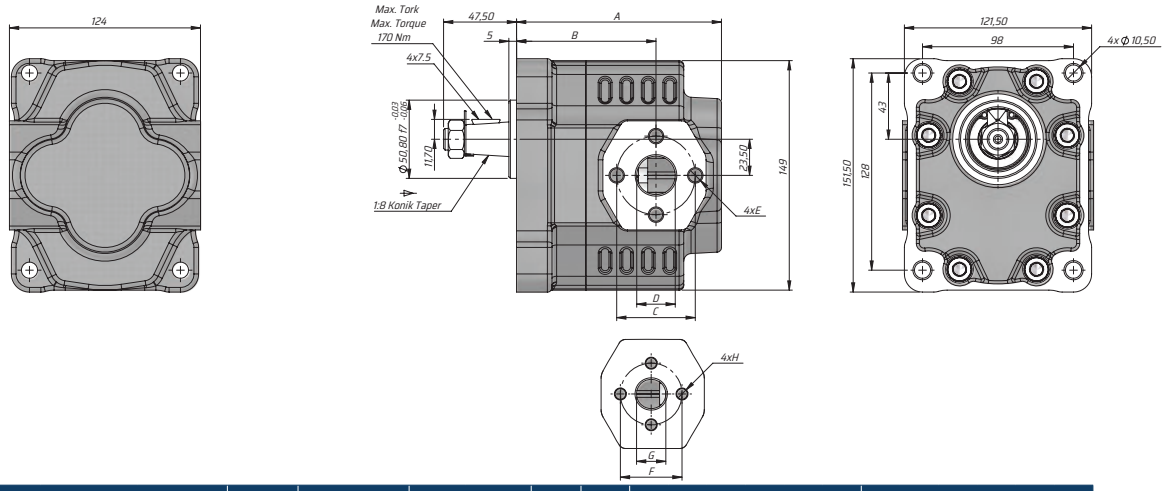

Kod Code			İletim hacmi Displacement	Maks. Aralıklı Basınç Max. Intermittent Pressure	Hız Aralığı Speed Range (Dev/Dak) (Rev / Min)		A	B	Sol/Left - Sağ/Right						BD					
									GİRİŞ Inlet			ÇIKIŞ Outlet			GİRİŞ Inlet			ÇIKIŞ Outlet		
Sol/Left	Sağ/Right	BD	(cm³/rev)	(BAR)	Min.	Max. Continuous	(mm)	(mm)	C	D	E	F	G	H	C	D	E	F	G	H
G30022KK612	G30022KK622	G30022KK632	22	300	300	2500	154	118,50	51	25	M10	40	19	M8	51	25	M10	51	25	M10
G30027KK612	G30027KK622	G30027KK632	27	290			160	118,50												
G30034KK612	G30034KK622	G30034KK632	34	285		2200	165	122,50												
G30043KK612	G30043KK622	G30043KK632	43	280		2000	171	128,50												
G30051KK612	G30051KK622	G30051KK632	51	230			176	125,50												
G30061KK612	G30061KK622	G30061KK632	61	225		1800	184	132,50												
G30082KK612	G30082KK622	G30082KK632	82	200		1500	195	140,50	62	33	M12	51	27	M10	62	33	M12	62	33	M12

KAZEL HYDRAULIC EQUIPMENTS

TECHNICAL DATA
TEKNİK DATALAR

30 SERIES EHASS GEAR PUMP
30 SERİSİ EHASS DİŞLİ POMPA

ASAE EHASS UNIDIRECTIONAL (WITH ADAPTER-F2)

ASAE EHASS TEK YÖNLÜ (ADAPTÖRLÜ-F2)

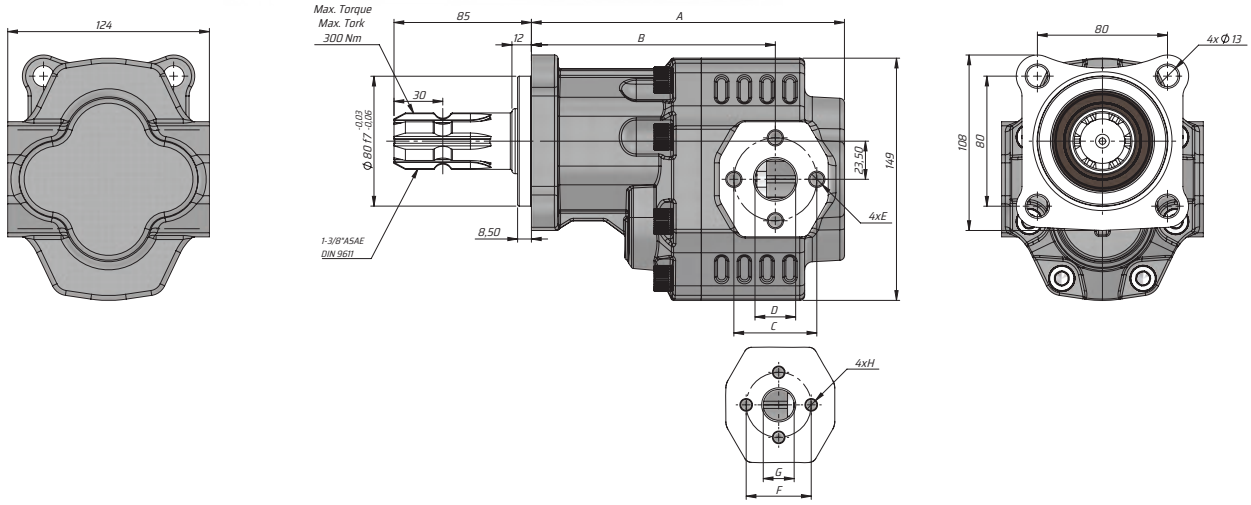

Kod Code		İletim hacmi Dis-place-ment	Max. Sürekli Basıncı Max. Continuous pressure	Maks. Aralıklı Basınç Max. Intermit-tent Pressure	Maks. Anlık Basınç Max. Peak Pressure	Maks. Sürekli Hız Max. Continuous Speed	Maks. Aralıklı Hız Max.In-termittent Speed	Min. Hız Min. Speed	A	B	Giriş Inlet			Çıkış Outlet		
Sol/Left	Sağ/Right	(cm³/rev)	(100%)(BAR)	(20 sec.max)(BAR)	(6 sec.max)(BAR)	(RPM)	(RPM)	(RPM)	(mm)	(mm)	C	D	E	F	G	H
G30022SF212	G30022SF222	22	290	315	325	2500	3000	300	175.50	140	51	25	M10	40	19	M8
G30027SF212	G30027SF222	27							181.50	140						
G30034SF212	G30034SF222	34	280	300	310	2200	2800		186.50	144						
G30043SF212	G30043SF222	43	270	290	300	2000	2500		192.50	150						
G30051SF212	G30051SF222	51	240	260	280				197.50	143						
G30061SF212	G30061SF222	61	220	240	250	1900			205.50	145						
G30082SF212	G30082SF222	82	205	225	230				216.50	162	62	33	M12	51	27	M10

ASAE EHASS TEK YÖNLÜ (ADAPTÖRLÜ-F8)



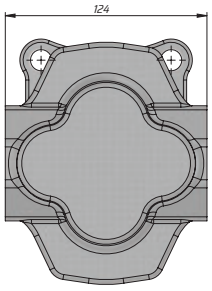

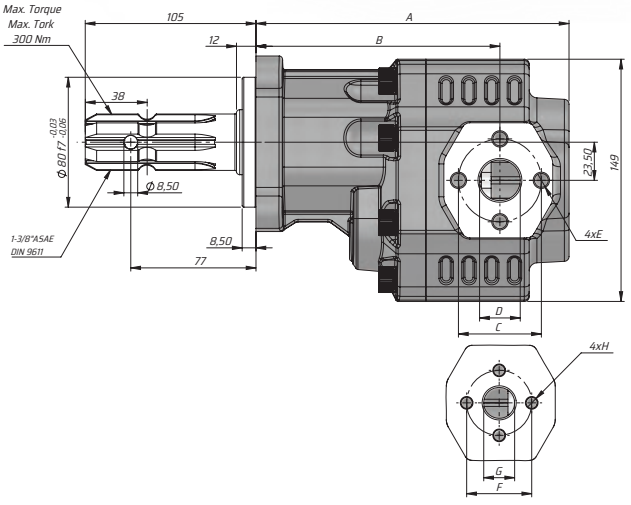

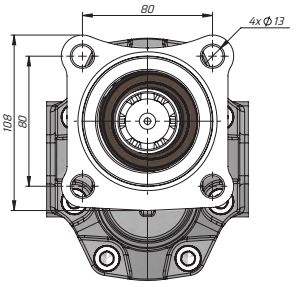

Kod Code		İletim hacmi Dis-placement	Max. Sürekli Basıncı Max. Continuous pressure	Maks. Aralıklı Basınç Max. Intermit-tent Pressure	Maks. Anlık Basınç Max. Peak Pressure	Maks. Sürekli Hız Max. Continuous Speed	Maks. Aralıklı Hız Max.In-termittent Speed	Min. Hız Min. Speed	A	B	Giriş Inlet			Çıkış Outlet		
Sol/Left	Sağ/Right	(cm³/rev)	(100%)(BAR)	(20 sec.max)(BAR)	(6 sec.max)(BAR)	(RPM)	(RPM)	(RPM)	(mm)	(mm)	C	D	E	F	G	H
G30022SF812	G30022SF822	22	290	315	325	2500	3000	300	175.50	140	51	25	M10	40	19	M8
G30027SF812	G30027SF822	27							181.50	140						
G30034SF812	G30034SF822	34	280	300	310	2200	2800		186.50	144						
G30043SF812	G30043SF822	43	270	290	300	2000	2500		192.50	150						
G30051SF812	G30051SF822	51	240	260	280				197.50	143						
G30061SF812	G30061SF822	61	220	240	250	1900			205.50	145						
G30082SF812	G30082SF822	82	205	225	230				216.50	162	62	33	M12	51	27	M10

KAZEL HYDRAULIC EQUIPMENTS

TECHNICAL DATA
TEKNİK DATALAR

30 SERIES EHASS GEAR PUMP
30 SERİSİ EHASS DİŞLİ POMPA

ISO EHASS UNIDIRECTIONAL (WITH ADAPTER-F1)

ISO EHASS TEK YÖNLÜ (ADAPTÖRLÜ-F1)

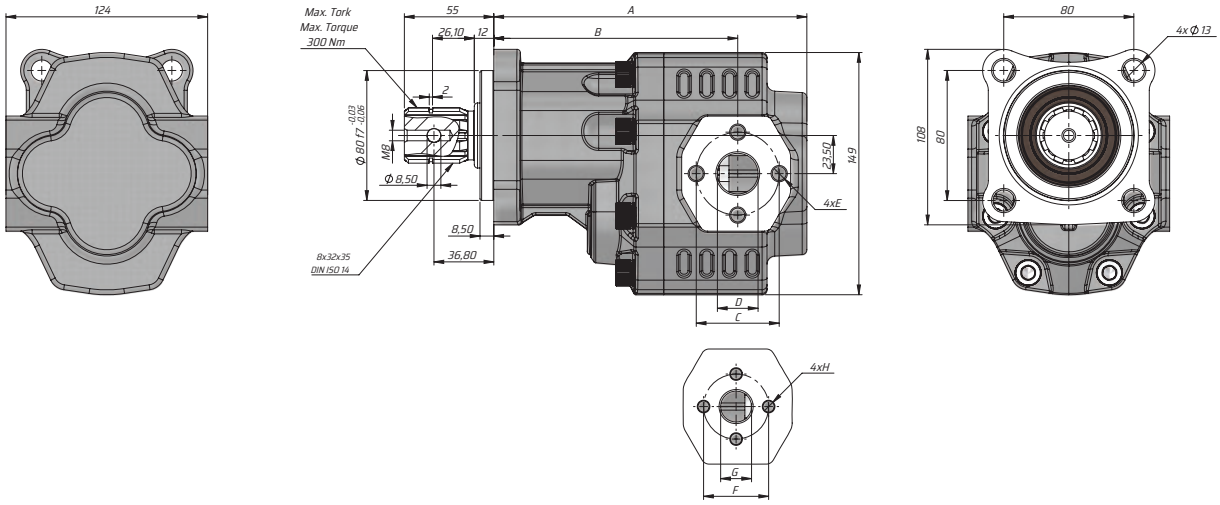

Kod Code		İletim hacmi Dis-place-ment	Max. Sürekli Basıncı Max. Continuous pressure	Maks. Aralıklı Basınç Max. Intermit-tent Pressure	Maks. Anlık Basınç Max. Peak Pressure	Maks. Sürekli Hız Max. Continuous Speed	Maks. Aralıklı Hız Max.In-termittent Speed	Min. Hız Min. Speed	A	B	Giriş Inlet			Çıkış Outlet		
Sol/Left	Sağ/Right	(cm³/rev)	(100%)(BAR)	(20 sec.max)(BAR)	(6 sec.max)(BAR)	(RPM)	(RPM)	(RPM)	(mm)	(mm)	C	D	E	F	G	H
G30022SF111	G30022SF121	22	290	315	325	2500	3000	300	175,50	140	51	25	M10	40	19	M8
G30027SF111	G30027SF121	27							181,50	140						
G30034SF111	G30034SF121	34	280	300	310	2200	2800		186,50	144						
G30043SF111	G30043SF121	43	270	290	300	2000	2500		192,50	150						
G30051SF111	G30051SF121	51	240	260	280				197,50	143						
G30061SF111	G30061SF121	61	220	240	250	1900			205,50	145						
G30082SF111	G30082SF121	82	205	225	230				216,50	162	62	33	M12	51	27	M10

TRC EHASS TEK YÖNLÜ (ADAPTÖRLÜ-F3)

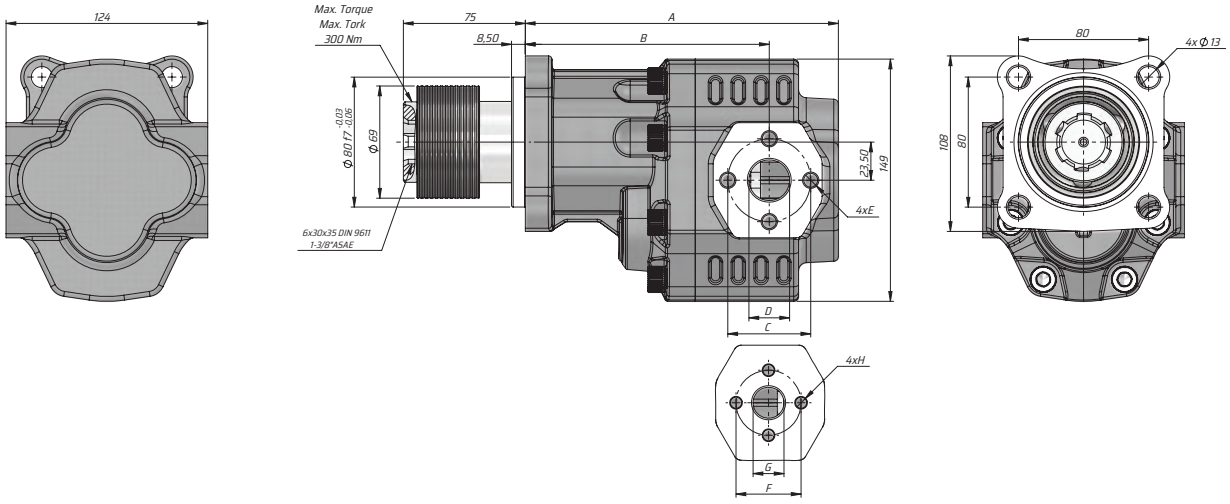

Kod Code			İletim hacmi Displacement	Maks. Aralıklı Basınç Max. Intermittent Pressure	Hız Aralığı Speed Range (Dev/Dak) (Rev / Min)		A	B	Sol/Left - Sağ/Right						BD					
									GİRİŞ Inlet			ÇIKIŞ Outlet			GİRİŞ Inlet			ÇIKIŞ Outlet		
Sol/Left	Sağ/Right	BD	(cm³/rev)	(BAR)	Min.	Max. Continuous	(mm)	(mm)	C	D	E	F	G	H	C	D	E	F	G	H
G300225F312	G300225F322	G300225F332	22	300	300	2500	175,50	140	51	25	M10	40	19	M8	51	25	M10	51	25	M10
G300275F312	G300275F322	G300275F332	27	290			181,50	140												
G300345F312	G300345F322	G300345F332	34	285		2200	186,50	144												
G300435F312	G300435F322	G300435F332	43	280		2000	192,50	150												
G300515F312	G300515F322	G300515F332	51	230			197,50	143												
G300615F312	G300615F322	G300615F332	61	225		1800	205,50	145												
G300825F312	G300825F322	G300825F332	82	200		1500	216,50	162	62	33	M12	51	27	M10	62	33	M12	62	33	M12

KAZEL HYDRAULIC EQUIPMENTS

TECHNICAL DATA
TEKNİK DATALAR

30 SERIES EHASS GEAR PUMP
30 SERİSİ EHASS DİŞLİ POMPA

UNI EHASS UNIDIRECTIONAL (WITH ADAPTER-F4)

UNI EHASS TEK YÖNLÜ (ADAPTÖRLÜ-F4)

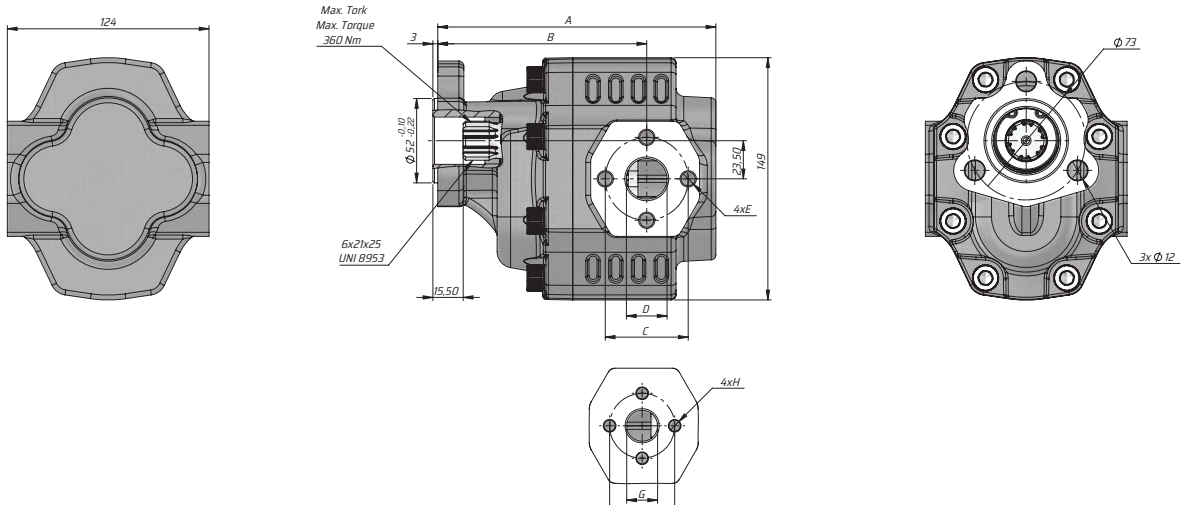

Kod Code			İletim hacmi Displacement	Maks. Aralıklı Basınç Max. Intermittent Pressure	Hız Aralığı Speed Range (Dev/Dak) (Rev / Min)		A	B	Sol/Left - Sağ/Right						BD					
									GİRİŞ Inlet			ÇIKIŞ Outlet			GİRİŞ Inlet			ÇIKIŞ Outlet		
Sol/Left	Sağ/Right	BD	(cm³/rev)	(BAR)	Min.	Max. Continuous	(mm)	(mm)	C	D	E	F	G	H	C	D	E	F	G	H
G30022UF412	G30022UF422	G30022UF432	22	300	300	2500	154	118,50	51	25	M10	40	19	M8	51	25	M10	51	25	M10
G30027UF412	G30027UF422	G30027UF432	27	290			160	118,50												
G30034UF412	G30034UF422	G30034UF432	34	285		2200	165	122,50												
G30043UF412	G30043UF422	G30043UF432	43	280		2000	171	128,50												
G30051UF412	G30051UF422	G30051UF432	51	230			176	125,50												
G30061UF412	G30061UF422	G30061UF432	61	225		1800	184	132,50												
G30082UF412	G30082UF422	G30082UF432	82	200		1500	195	140,50	62	33	M12	51	27	M10	62	33	M12	62	33	M12

UNI EHASS TEK YÖNLÜ (ADAPTÖRLÜ-K5)

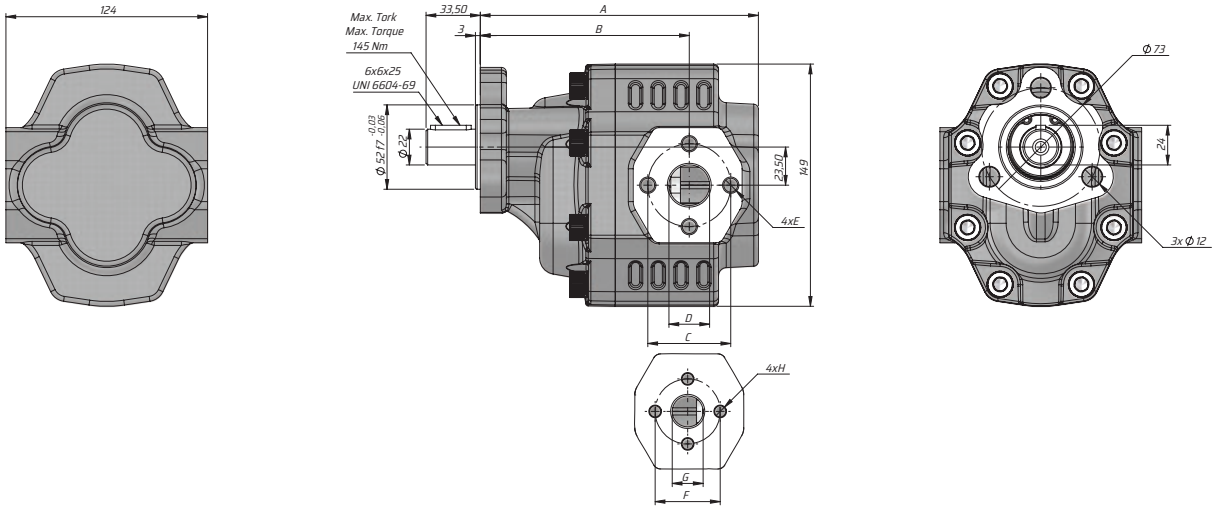

Kod Code		İletim hacmi Dis-place-ment	Max. Sürekli Basıncı Max. Continuous pressure	Maks. Aralıklı Basınç Max. Intermit-tent Pressure	Maks. Anlık Basınç Max. Peak Pressure	Maks. Sürekli Hız Max. Continuous Speed	Maks. Aralıklı Hız Max.In-termittent Speed	Min. Hız Min. Speed	A	B	Giriş Inlet			Çıkış Outlet		
Sol/Left	Sağ/Right	(cm³/rev)	(100%)(BAR)	(20 sec.max)(BAR)	(6 sec.max)(BAR)	(RPM)	(RPM)	(RPM)	(mm)	(mm)	C	D	E	F	G	H
G30022UK512	G30022UK522	22	290	315	325	2500	3000	300	154	118,50	51	25	M10	40	19	M8
G30027UK512	G30027UK522	27							160	118,50						
G30034UK512	G30034UK522	34	280	300	310	2200	2800		165	122,50						
G30043UK512	G30043UK522	43	270	290	300	2000	2500		171	128,50						
G30051UK512	G30051UK522	51	240	260	280				176	125,50						
G30061UK512	G30061UK522	61	220	240	250	1900			184	132,50						
G30082UK512	G30082UK522	82	205	225	230				195	140,50	62	33	M12	51	27	M10

KAZEL HYDRAULIC EQUIPMENTS

TECHNICAL DATA
TEKNİK DATALAR

30 SERIES EHASS GEAR PUMP
30 SERİSİ EHASS DİŞLİ POMPA

SAE B EHASS UNIDIRECTIONAL (GLANDED-K3)

SAE B EHASS TEK YÖNLÜ (RAKORLU-K3)

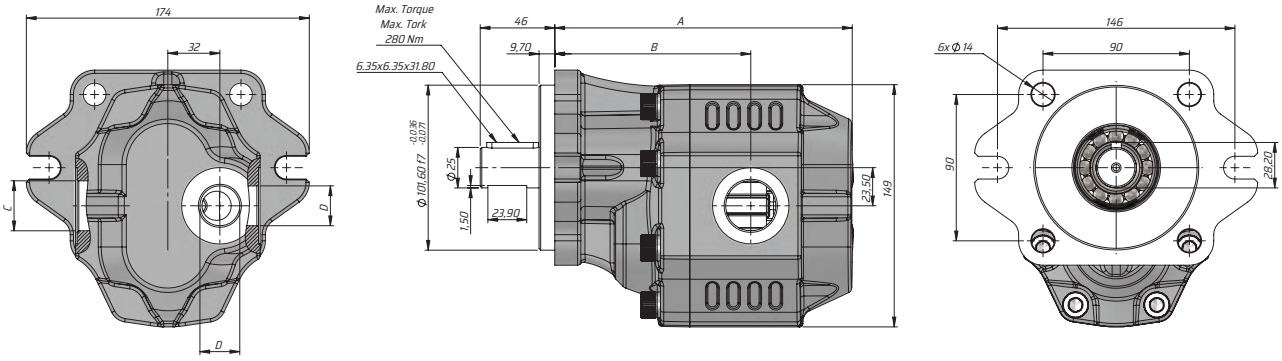

Kod Code		İletim hacmi Displacement	Max. Sürekli Basıncı Max. Continuous pressure	Maks. Aralıklı Basınç Max. Intermittent Pressure	Maks. Anlık Basınç Max. Peak Pressure	Maks. Sürekli Hız Max. Continuous Speed	Maks. Aralıklı Hız Max.Intermittent Speed	Min. Hız Min. Speed	A	B	Giriş Inlet	Çıkış Outlet
Sol/Left	Sağ/Right	(cm³/rev)	(100%)(BAR)	(20 sec.max)(BAR)	(6 sec.max)(BAR)	(RPM)	(RPM)	RPM	(mm)	(mm)	C	D
G30017BK311	G30017BK321	17	290	315	325	2500	3000	300	151.5	103	G1/2"	G1/2"
G30022BK311	G30022BK321	22							155.5	104.5	G3/4"	
G30027BK311	G30027BK321	27							157.5	108		
G30034BK311	G30034BK321	34	280	300	310	2200	2800		162.5	109		G3/4"
G30043BK311	G30043BK321	43	270	290	300	2000	2500		168.5	114		
G30051BK311	G30051BK321	51	240	260	280				173.5	114	G1"	
G30061BK311	G30061BK321	61	220	240	250	1900			183.5	120.5		
G30073BK311	G30073BK321	73	205	225	230				186.5	123	G1 1/4"	G1"
G30082BK311	G30082BK321	82							192.5	124.5	G1 1/4"	G1" G3/4" (Alternative)
G30100BK311	G30100BK321	100	180	200	220	1500	1800		205.5	138.5		
G30125BK311	G30125BK321	125	160	180	200				221.5	142.5		

SAE B EHASS TEK YÖNLÜ (RAKORLU-F5)



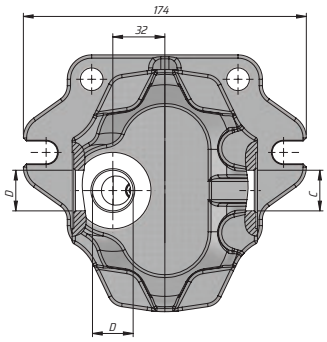

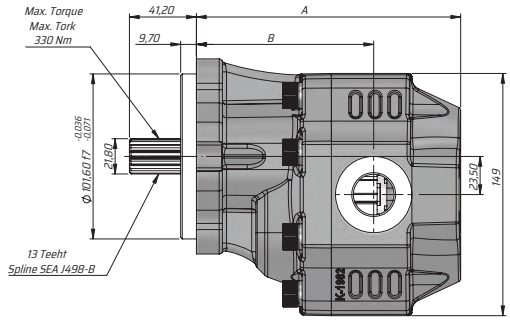

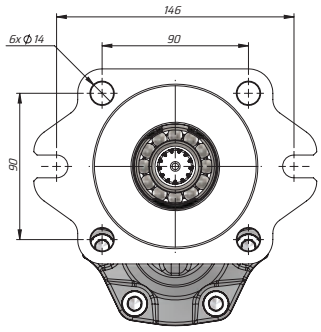

Kod Code		İletim hacmi Displace-ment	Max. Sürekli Basıncı Max. Continuous pressure	Maks. Aralıklı Basınç Max. Intermittent Pressure	Maks. Anlık Basınç Max. Peak Pressure	Maks. Sürekli Hız Max. Continuous Speed	Maks. Aralıklı Hız Max.Intermittent Speed	Min. Hız Min. Speed	A	B	Giriş Inlet	Çıkış Outlet
Sol/Left	Sağ/Right	(cm³/rev)	(100%)(BAR)	(20 sec.max)(BAR)	(6 sec.max)(BAR)	(RPM)	(RPM)	RPM	(mm)	(mm)	C	D
G30017BF511	G30017BF521	17	290	315	325	2500	3000	300	151.5	103	G1/2"	G1/2"
G30022BF511	G30022BF521	22							155.5	104.5	G3/4"	
G30027BF511	G30027BF521	27							157.5	108		
G30034BF511	G30034BF521	34	280	300	310	2200	2800		162.5	109		G3/4"
G30043BF511	G30043BF521	43	270	290	300	2000	2500		168.5	114		
G30051BF511	G30051BF521	51	240	260	280				173.5	114	G1"	
G30061BF511	G30061BF521	61	220	240	250	1900			183.5	120.5		
G30073BF511	G30073BF521	73	205	225	230				186.5	123	G1 1/4"	G1"
G30082BF511	G30082BF521	82							192.5	124.5	G1 1/4"	G1" G3/4" (Alterna-tive)
G30100BF511	G30100BF521	100	180	200	220	1500	1800		205.5	138.5		
G30125BF511	G30125BF521	125	160	180	200				221.5	142.5		

KAZEL HYDRAULIC EQUIPMENTS

TECHNICAL DATA
TEKNİK DATALAR

30 SERIES EHASS GEAR PUMP
30 SERİSİ EHASS DİŞLİ POMPA

SAE B EHASS UNIDIRECTIONAL (GLANDED-F6)

SAE B EHASS TEK YÖNLÜ (RAKORLU-F6)

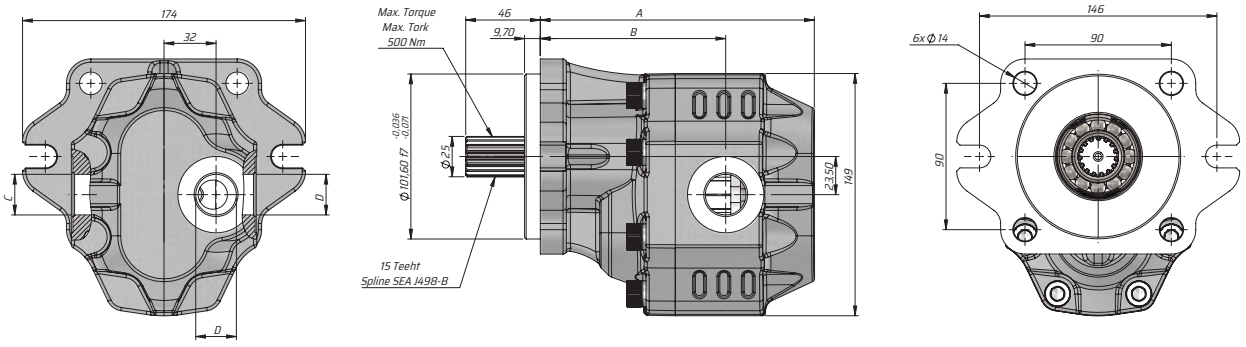

Kod Code		İletim hacmi Displacement	Max. Sürekli Basıncı Max. Continuous pressure	Maks. Aralıklı Basınç Max. Intermittent Pressure	Maks. Anlık Basınç Max. Peak Pressure	Maks. Sürekli Hız Max. Continuous Speed	Maks. Aralıklı Hız Max.Intermittent Speed	Min. Hız Min. Speed	A	B	Gi-riş Inlet	Çıkış Outlet
Sol/Left	Sağ/Right	(cm³/rev)	(100%)(BAR)	(20 sec.max)(BAR)	(6 sec.max)(BAR)	(RPM)	(RPM)	RPM	(mm)	(mm)	C	D
G30017BF611	G30017BF621	17	290	315	325	2500	3000	300	151.5	103	G1/2"	G1/2"
G30022BF611	G30022BF621	22							155.5	104.5	G3/4"	
G30027BF611	G30027BF621	27							157.5	108		
G30034BF611	G30034BF621	34	280	300	310	2200	2800		162.5	109		G3/4"
G30043BF611	G30043BF621	43	270	290	300	2000	2500		168.5	114		
G30051BF611	G30051BF621	51	240	260	280				173.5	114	G1"	
G30061BF611	G30061BF621	61	220	240	250	1900			183.5	120.5		
G30073BF611	G30073BF621	73	205	225	230				186.5	123	G1 1/4"	G1"
G30082BF611	G30082BF621	82							192.5	124.5	G1 1/4"	G1" G3/4" (Alternative)
G30100BF611	G30100BF621	100	180	200	220	1500	1800		205.5	138.5		
G30125BF611	G30125BF621	125	160	180	200				221.5	142.5		

SAE B EHASS TEK YÖNLÜ (RAKORLU-K1)

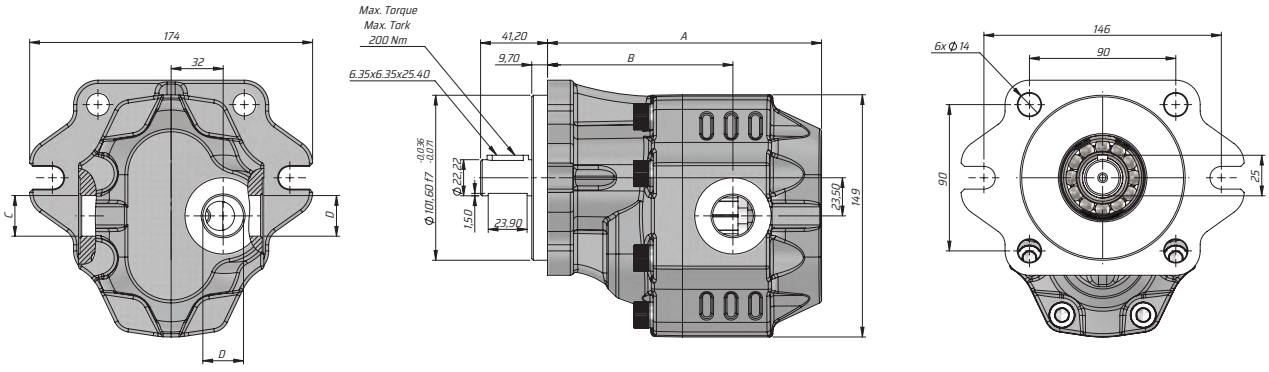

Kod Code		İletim hacmi Displacement	Max. Sürekli Basıncı Max. Continuous pressure	Maks. Aralıklı Basınç Max. Intermittent Pressure	Maks. Anlık Basınç Max. Peak Pressure	Maks. Sürekli Hız Max. Continuous Speed	Maks. Aralıklı Hız Max.Intermittent Speed	Min. Hız Min. Speed	A	B	Gi-riş Inlet	Çıkış Outlet
Sol/Left	Sağ/Right	(cm³/rev)	(100%)(BAR)	(20 sec.max)(BAR)	(6 sec.max)(BAR)	(RPM)	(RPM)	RPM	(mm)	(mm)	C	D
G30017BK111	G30017BK121	17	290	315	325	2500	3000	300	151.5	103	G1/2"	G1/2"
G30022BK111	G30022BK121	22							155.5	104.5	G3/4"	
G30027BK111	G30027BK121	27							157.5	108		
G30034BK111	G30034BK121	34	280	300	310	2200	2800		162.5	109		G3/4"
G30043BK111	G30043BK121	43	270	290	300	2000	2500		168.5	114		
G30051BK111	G30051BK121	51	240	260	280				173.5	114	G1"	
G30061BK111	G30061BK121	61	220	240	250	1900			183.5	120.5		
G30073BK111	G30073BK121	73	205	225	230				186.5	123	G1 1/4"	G1"
G30082BK111	G30082BK121	82							192.5	124.5	G1 1/4"	G1" G3/4" (Alternative)
G30100BK111	G30100BK121	100	180	200	220	1500	1800		205.5	138.5		
G30125BK111	G30125BK121	125	160	180	200				221.5	142.5		

KAZEL HYDRAULIC EQUIPMENTS

TECHNICAL DATA
TEKNİK DATALAR

30 SERIES EHASS GEAR PUMP
30 SERİSİ EHASS DİŞLİ POMPA

SAE B EHASS UNIDIRECTIONAL (GLANDED-K2)

SAE B EHASS TEK YÖNLÜ (RAKORLU-K2)

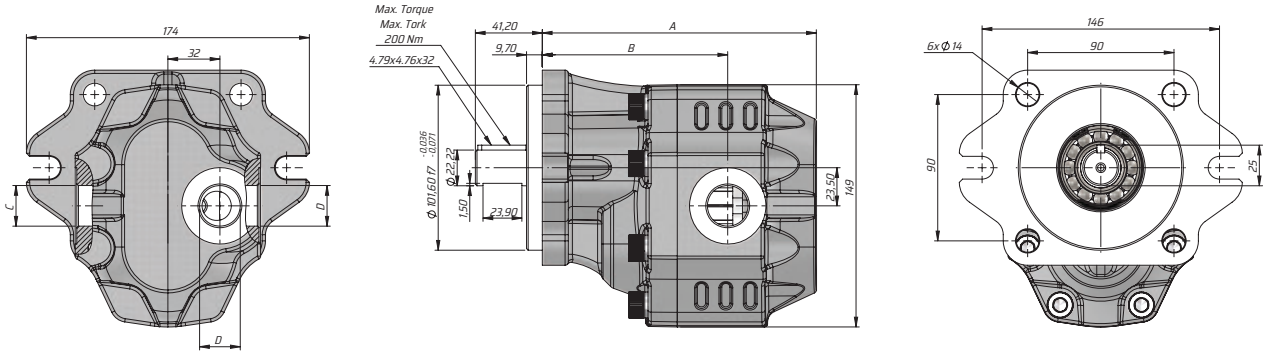

Kod Code		İletim hacmi Displacement	Max. Sürekli Basıncı Max. Continuous pressure	Maks. Aralıklı Basınç Max. Intermittent Pressure	Maks. Anlık Basınç Max. Peak Pressure	Maks. Sürekli Hız Max. Continuous Speed	Maks. Aralıklı Hız Max.Intermittent Speed	Min. Hız Min. Speed	A	B	Giriş Inlet	Çıkış Outlet
Sol/Left	Sağ/Right	(cm³/rev)	(100%)(BAR)	(20 sec.max)(BAR)	(6 sec.max)(BAR)	(RPM)	(RPM)	RPM	(mm)	(mm)	C	D
G30017BK211	G30017BK221	17	290	315	325	2500	3000	300	151.5	103	G1/2"	G1/2"
G30022BK211	G30022BK221	22							155.5	104.5	G3/4"	
G30027BK211	G30027BK221	27							157.5	108		
G30034BK211	G30034BK221	34	280	300	310	2200	2800		162.5	109		G3/4"
G30043BK211	G30043BK221	43	270	290	300	2000	2500		168.5	114		
G30051BK211	G30051BK221	51	240	260	280				173.5	114	G1"	
G30061BK211	G30061BK221	61	220	240	250	1900			183.5	120.5		
G30073BK211	G30073BK221	73	205	225	230				186.5	123	G1 1/4"	G1"
G30082BK211	G30082BK221	82							192.5	124.5	G1 1/4"	G1" G3/4" (Alternative)
G30100BK211	G30100BK221	100	180	200	220	1500	1800		205.5	138.5		
G30125BK211	G30125BK221	125	160	180	200				221.5	142.5		

D-UNI EHASS

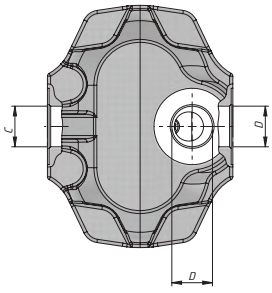

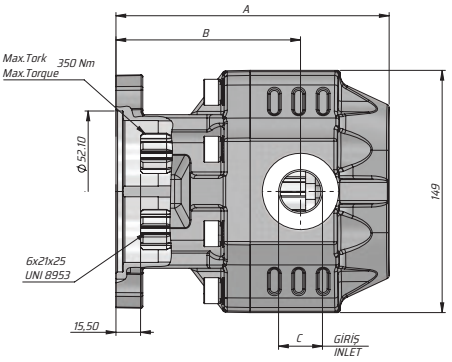

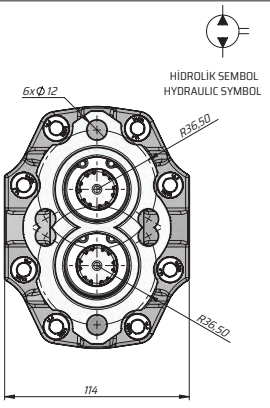

Kod Code	İletim hacmi Displacement	Max. Sürekli Basıncı Max. Continuous pressure	Maks. Aralıklı Basınç Max. Intermittent Pressure	Maks. Anlık Basınç Max. Peak Pressure	Maks. Sürekli Hız Max. Continuous Speed	Maks. Aralıklı Hız Max.Intermittent Speed	Min. Hız Min. Speed	A	B	Giriş Inlet	Çıkış Outlet
Sol/Left	(cm³/rev)	(100%)(BAR)	(20 sec.max)(BAR)	(6 sec.max)(BAR)	(RPM)	(RPM)	RPM	(mm)	(mm)	C	D
G30017DF431	17	290	315	325	2500	3000	300	151	102.5	G1/2"	G1/2"
G30022DF431	22							155	104		
G30027DF431	27							157	107.5		
G30034DF431	34	280	300	310	2200	2800		162	108.5	G3/4"	G3/4"
G30043DF431	43	270	290	300	2000	2500		168	113.5		
G30051DF431	51	240	260	280				173	113.5		
G30061DF431	61	220	240	250	1900			183	120	G1"	G1"
G30073DF431	73	205	225	230				186	122.5		
G30082DF431	82							192	124		
G30100DF431	100	180	200	220	1500	1800		205	138	G1 1/4"	G1 1/4"
G30125DF431	125	160	180	200				221	142		

KAZEL HYDRAULIC EQUIPMENTS

TECHNICAL DATA
TEKNİK DATALAR

30 SERIES EHASS GEAR PUMP
30 SERİSİ EHASS DİŞLİ POMPA

F-UNI 30-43 UNIDIRECTIONAL (GLANDED-K4)

F-UNI 30-43 TEK YÖNLÜ (RAKORLU-K4)

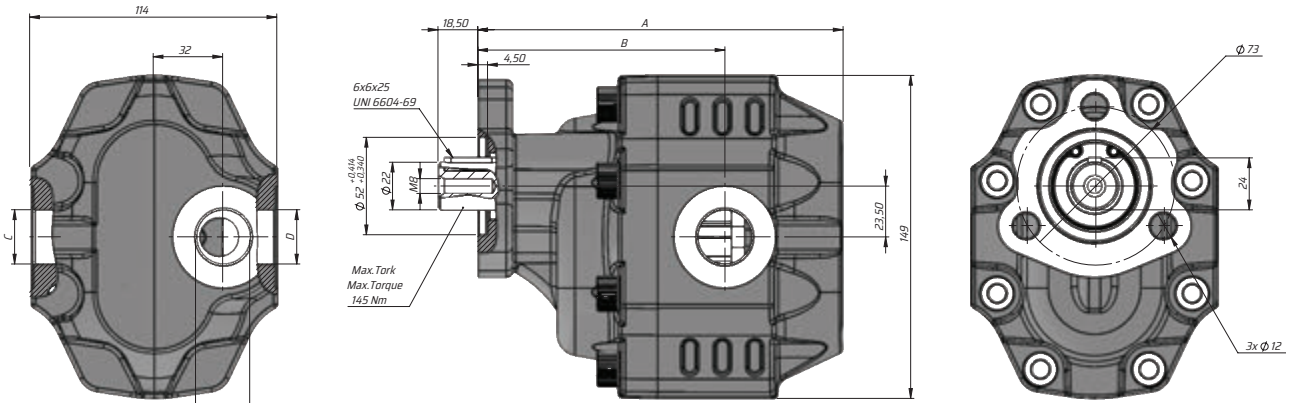

Kod Code		İletim hacmi Displacement	Max. Sürekli Basıncı Max. Continuous pressure	Maks. Aralıklı Basınç Max. Intermittent Pressure	Maks. Anlık Basınç Max. Peak Pressure	Maks. Sürekli Hız Max. Continuous Speed	Maks. Aralıklı Hız Max.Intermittent Speed	Min. Hız Min. Speed	A	B	Giriş Inlet	Çıkış Outlet
Sol/Left	Sağ/Right	(cm³/rev)	(100%)(BAR)	(20 sec.max)(BAR)	(6 sec.max)(BAR)	(RPM)	(RPM)	RPM	(mm)	(mm)	C	D
G30017FK411	G30017FK421	17	290	315	325	2500	3000	300	151.5	103	G1/2"	G1/2"
G30022FK411	G30022FK421	22							155.5	104.5	G3/4"	
G30027FK411	G30027FK421	27							157.5	108		
G30034FK411	G30034FK421	34	280	300	310	2200	2800		162.5	109		G3/4"
G30043FK411	G30043FK421	43	270	290	300	2000	2500		168.5	114		
G30051FK411	G30051FK421	51	240	260	280				173.5	114	G1"	
G30061FK411	G30061FK421	61	220	240	250	1900			183.5	120.5		
G30073FK411	G30073FK421	73	205	225	230				186.5	123	G1 1/4"	G1"
G30082FK411	G30082FK421	82							192.5	124.5	G1 1/4"	G1" G3/4" (Alternative)
G30100FK411	G30100FK421	100	180	200	220	1500	1800		205.5	138.5		
G30125FK411	G30125FK421	125	160	180	200				221.5	142.5		

F-UNI EHASS TEK YÖNLÜ (RAKORLU-K4)

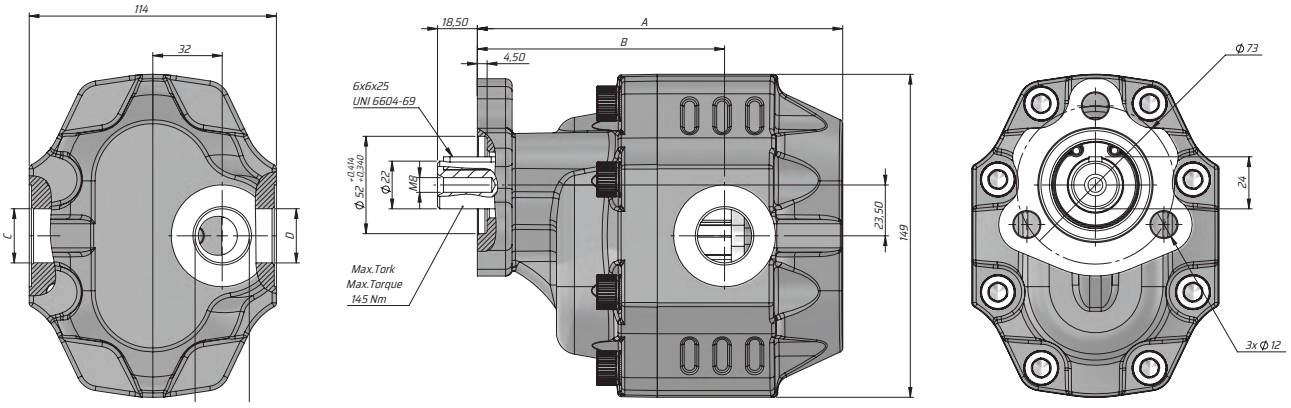

Kod Code		İletim hacmi Displacement	Max. Sürekli Basıncı Max. Continuous pressure	Maks. Aralıklı Basınç Max. Intermittent Pressure	Maks. Anlık Basınç Max. Peak Pressure	Maks. Sürekli Hız Max. Continuous Speed	Maks. Aralıklı Hız Max.Intermittent Speed	Min. Hız Min. Speed	A	B	Giriş Inlet	Çıkış Outlet
Sol/Left	Sağ/Right	(cm³/rev)	(100%)(BAR)	(20 sec.max)(BAR)	(6 sec.max)(BAR)	(RPM)	(RPM)	RPM	(mm)	(mm)	C	D
G30017FK411	G30017FK421	17	290	315	325	2500	3000	300	151.5	103	G1/2"	G1/2"
G30022FK411	G30022FK421	22							155.5	104.5	G3/4"	
G30027FK411	G30027FK421	27							157.5	108		
G30034FK411	G30034FK421	34	280	300	310	2200	2800		162.5	109		G3/4"
G30043FK411	G30043FK421	43	270	290	300	2000	2500		168.5	114		
G30051FK411	G30051FK421	51	240	260	280				173.5	114	G1"	
G30061FK411	G30061FK421	61	220	240	250	1900			183.5	120.5		
G30073FK411	G30073FK421	73	205	225	230				186.5	123	G1 1/4"	G1"
G30082FK411	G30082FK421	82							192.5	124.5	G1 1/4"	G1" G3/4" (Alternative)
G30100FK411	G30100FK421	100	180	200	220	1500	1800		205.5	138.5		
G30125FK411	G30125FK421	125	160	180	200				221.5	142.5		

KAZEL HYDRAULIC EQUIPMENTS

TECHNICAL DATA
TEKNİK DATALAR

30 SERIES EHASS GEAR PUMP
30 SERİSİ EHASS DİŞLİ POMPA

K EHASS UNIDIRECTIONAL (GLANDED-K6)

K EHASS TEK YÖNLÜ (RAKORLU-K6)

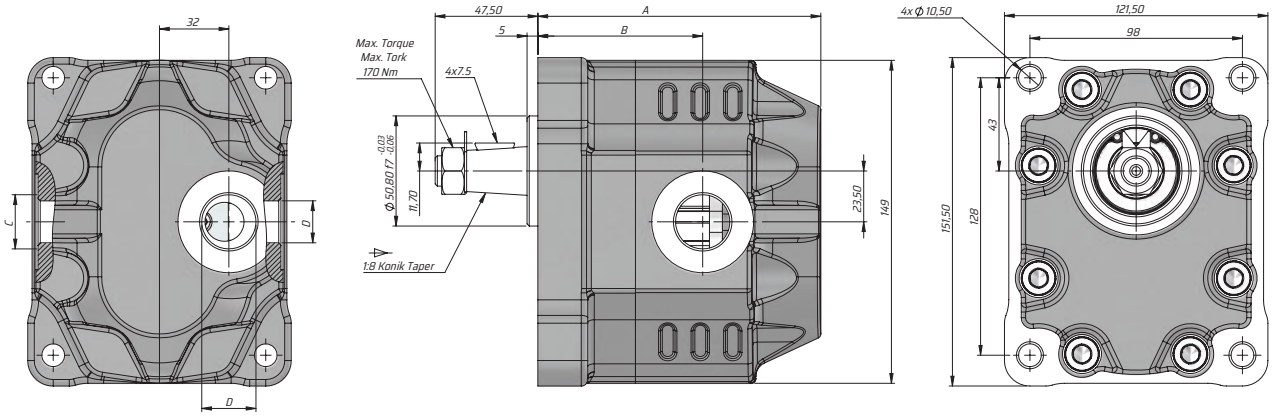

Kod Code		İletim hacmi Displacement	Max. Sürekli Basıncı Max. Continuous pressure	Maks. Aralıklı Basınç Max. Intermittent Pressure	Maks. Anlık Basınç Max. Peak Pressure	Maks. Sürekli Hız Max. Continuous Speed	Maks. Aralıklı Hız Max.Intermittent Speed	Min. Hız Min. Speed	A	B	Giriş Inlet	Çıkış Outlet
Sol/Left	Sağ/Right	(cm³/rev)	(100%)(BAR)	(20 sec.max)(BAR)	(6 sec.max)(BAR)	(RPM)	(RPM)	RPM	(mm)	(mm)	C	D
G30017KK611	G30017KK621	17	290	315	325	2500	3000	300	112	65	G1/2"	G1/2"
G30022KK611	G30022KK621	22							118	70	G3/4"	
G30027KK611	G30027KK621	27							123	71		
G30034KK611	G30034KK621	34	280	300	310	2200	2800		129	76		G3/4"
G30043KK611	G30043KK621	43	270	290	300	2000	2500		134	76		
G30051KK611	G30051KK621	51	240	260	280				142	82.5	G1"	
G30061KK611	G30061KK621	61	220	240	250	1900			154.5	84.50		
G30073KK611	G30073KK621	73	205	225	230				153	86.5	G1 1/4"	G1"
G30082KK611	G30082KK621	82							166	100.5	G1 1/4"	G1" G3/4" (Alternative)
G30100KK611	G30100KK621	100	180	200	220	1500	1800		182	104.5		
G30125KK611	G30125KK621	125	160	180	200				183.5	104.5		

ASAE EHASS TEK YÖNLÜ (RAKORLU-F2)

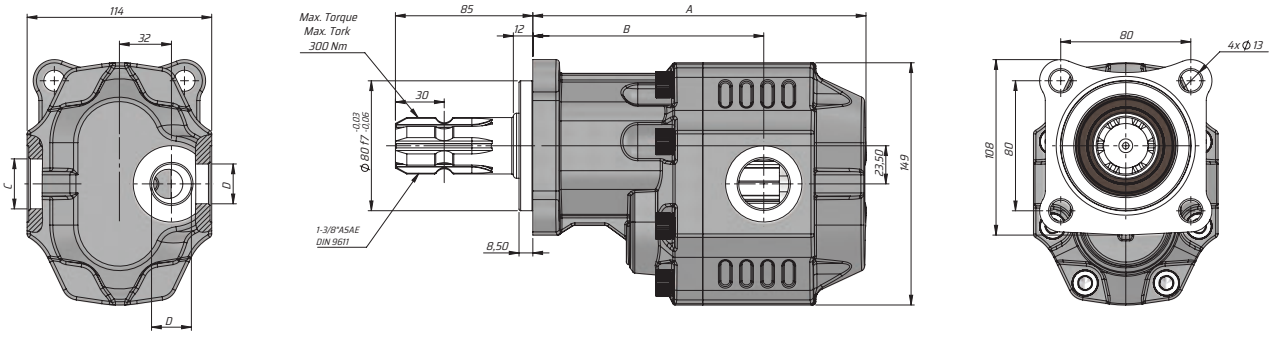

Kod Code		İletim hacmi Displacement	Max. Sürekli Basıncı Max. Continuous pressure	Maks. Aralıklı Basınç Max. Intermittent Pressure	Maks. Anlık Basınç Max. Peak Pressure	Maks. Sürekli Hız Max. Continuous Speed	Maks. Aralıklı Hız Max.Intermittent Speed	Min. Hız Min. Speed	A	B	Giriş Inlet	Çıkış Outlet
Sol/Left	Sağ/Right	(cm³/rev)	(100%)(BAR)	(20 sec.max)(BAR)	(6 sec.max)(BAR)	(RPM)	(RPM)	RPM	(mm)	(mm)	C	D
G30017SF211	G30017SF221	17	290	315	325	2500	3000	300	173	124.5	G1/2"	G1/2"
G30022SF211	G30022SF221	22							177	126	G3/4"	
G30027SF211	G30027SF221	27							179	129.5		
G30034SF211	G30034SF221	34	280	300	310	2200	2800		184	130.5		G3/4"
G30043SF211	G30043SF221	43	270	290	300	2000	2500		190	135.5		
G30051SF211	G30051SF221	51	240	260	280				195	135.5	G1"	
G30061SF211	G30061SF221	61	220	240	250	1900			205	142		
G30073SF211	G30073SF221	73	205	225	230				208	144.5	G1 1/4"	G1"
G30082SF211	G30082SF221	82							214	146	G1 1/4"	G1" G3/4" (Alternative)
G30100SF211	G30100SF221	100	180	200	220	1500	1800		227	160		
G30125SF211	G30125SF221	125	160	180	200				243	164		

KAZEL HYDRAULIC EQUIPMENTS

TECHNICAL DATA
TEKNİK DATALAR

30 SERIES EHASS GEAR PUMP
30 SERİSİ EHASS DİŞLİ POMPA

ASAE EHASS UNIDIRECTIONAL (GLANDED-F8)

ASAE EHASS TEK YÖNLÜ (RAKORLU-F8)



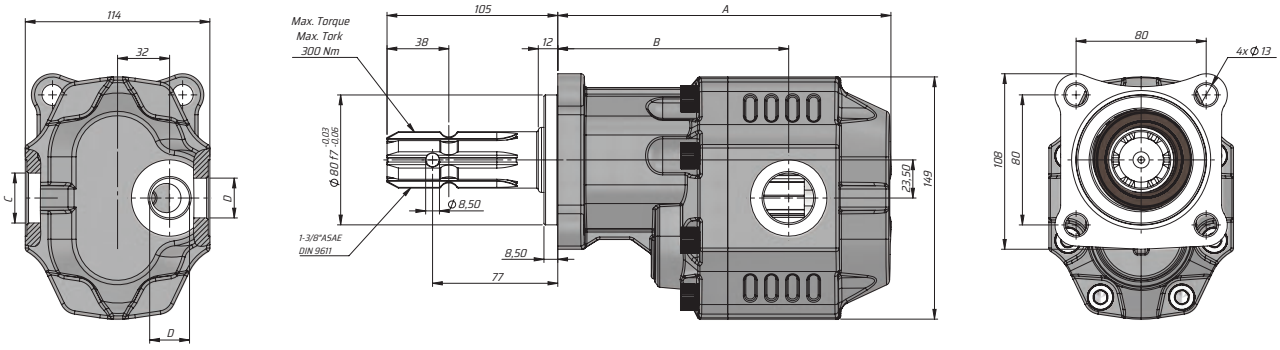

Kod Code		İletim hacmi Displacement	Max. Sürekli Basıncı Max. Continuous pressure	Maks. Aralıklı Basınç Max. Intermittent Pressure	Maks. Anlık Basınç Max. Peak Pressure	Maks. Sürekli Hız Max. Continuous Speed	Maks. Aralıklı Hız Max.Intermittent Speed	Min. Hız Min. Speed	A	B	Giriş Inlet	Çıkış Outlet
Sol/Left	Sağ/Right	(cm³/rev)	(100%)(BAR)	(20 sec.max)(BAR)	(6 sec.max)(BAR)	(RPM)	(RPM)	RPM	(mm)	(mm)	C	D
G30017SF811	G30017SF821	17	290	315	325	2500	3000	300	173	124.5	G1/2"	G1/2"
G30022SF811	G30022SF821	22							177	126	G3/4"	
G30027SF811	G30027SF821	27							179	129.5		
G30034SF811	G30034SF821	34	280	300	310	2200	2800		184	130.5		G3/4"
G30043SF811	G30043SF821	43	270	290	300	2000	2500		190	135.5		
G30051SF811	G30051SF821	51	240	260	280				195	135.5	G1"	
G30061SF811	G30061SF821	61	220	240	250	1900			205	142		
G30073SF811	G30073SF821	73	205	225	230				208	144.5	G1 1/4"	G1"
G30082SF811	G30082SF821	82							214	146	G1 1/4"	G1" G3/4" (Alternative)
G30100SF811	G30100SF821	100	180	200	220	1500	1800		227	160		
G30125SF811	G30125SF821	125	160	180	200				243	164		

ISO EHASS TEK YÖNLÜ (RAKORLU-F1)

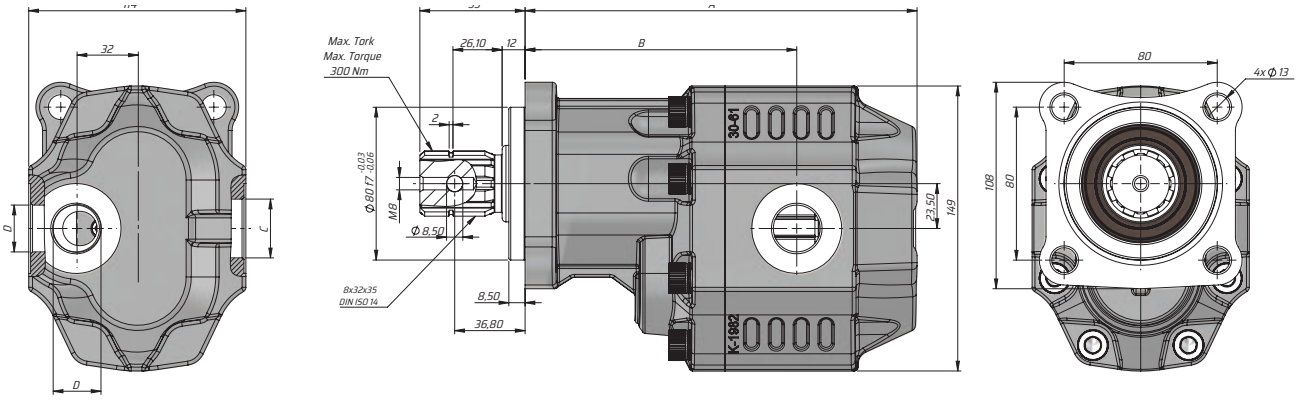

Kod Code		İletim hacmi Displacement	Max. Sürekli Basıncı Max. Continuous pressure	Maks. Aralıklı Basınç Max. Intermittent Pressure	Maks. Anlık Basınç Max. Peak Pressure	Maks. Sürekli Hız Max. Continuous Speed	Maks. Aralıklı Hız Max.Intermittent Speed	Min. Hız Min. Speed	A	B	Giriş Inlet	Çıkış Outlet
Sol/Left	Sağ/Right	(cm³/rev)	(100%)(BAR)	(20 sec.max)(BAR)	(6 sec.max)(BAR)	(RPM)	(RPM)	RPM	(mm)	(mm)	C	D
G30017SF111	G30017SF121	17	290	315	325	2500	3000	300	173	124.5	G1/2"	G1/2"
G30022SF111	G30022SF121	22							177	126	G3/4"	
G30027SF111	G30027SF121	27							179	129.5		
G30034SF111	G30034SF121	34	280	300	310	2200	2800		184	130.5		G3/4"
G30043SF111	G30043SF121	43	270	290	300	2000	2500		190	135.5		
G30051SF111	G30051SF121	51	240	260	280				195	135.5	G1"	
G30061SF111	G30061SF121	61	220	240	250	1900			205	142		
G30073SF111	G30073SF121	73	205	225	230				208	144.5	G1 1/4"	G1"
G30082SF111	G30082SF121	82							214	146	G1 1/4"	G1" G3/4" (Alternative)
G30100SF111	G30100SF121	100	180	200	220	1500	1800		227	160		
G30125SF111	G30125SF121	125	160	180	200				243	164		

KAZEL HYDRAULIC EQUIPMENTS

TECHNICAL DATA
TEKNİK DATALAR

30 SERIES EHASS GEAR PUMP
30 SERİSİ EHASS DİŞLİ POMPA

TRC EHASS UNIDIRECTIONAL (GLANDED-F3)

TRC EHASS TEK YÖNLÜ (RAKORLU-F3)



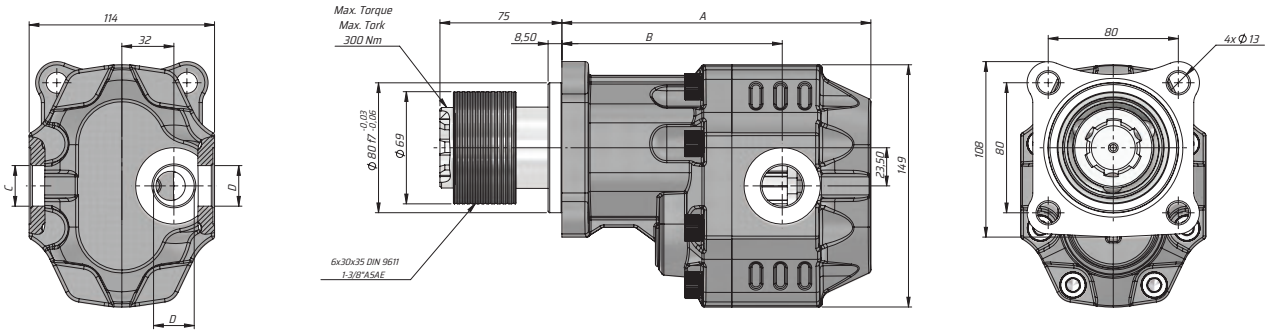

Kod Code		İletim hacmi Displacement	Max. Sürekli Basıncı Max. Continuous pressure	Maks. Aralıklı Basınç Max. Intermittent Pressure	Maks. Anlık Basınç Max. Peak Pressure	Maks. Sürekli Hız Max. Continuous Speed	Maks. Aralıklı Hız Max.Intermittent Speed	Min. Hız Min. Speed	A	B	Giriş Inlet	Çıkış Outlet
Sol/Left	Sağ/Right	(cm³/rev)	(100%)(BAR)	(20 sec.max)(BAR)	(6 sec.max)(BAR)	(RPM)	(RPM)	RPM	(mm)	(mm)	C	D
G30017SF311	G30017SF321	17	290	315	325	2500	3000	300	173	124.5	G1/2"	G1/2"
G30022SF311	G30022SF321	22							177	126	G3/4"	
G30027SF311	G30027SF321	27							179	129.5		
G30034SF311	G30034SF321	34	280	300	310	2200	2800		184	130.5		G3/4"
G30043SF311	G30043SF321	43	270	290	300	2000	2500		190	135.5		
G30051SF311	G30051SF321	51	240	260	280				195	135.5	G1"	
G30061SF311	G30061SF321	61	220	240	250	1900			205	142		
G30073SF311	G30073SF321	73	205	225	230				208	144.5	G1 1/4"	G1"
G30082SF311	G30082SF321	82							214	146	G1 1/4"	G1" G3/4" (Alternative)
G30100SF311	G30100SF321	100	180	200	220	1500	1800		227	160		
G30125SF311	G30125SF321	125	160	180	200				243	164		

UNI EHASS TEK YÖNLÜ (RAKORLU-F4)

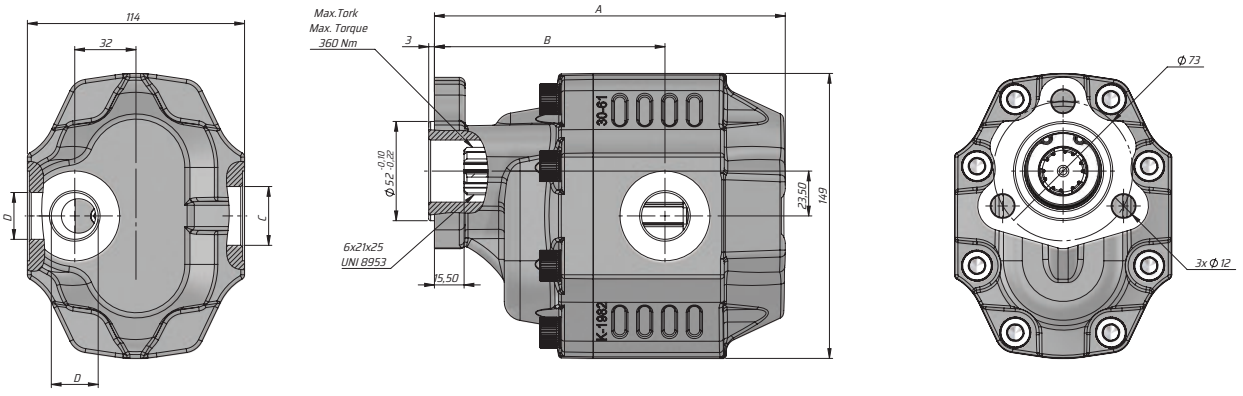

Kod Code		İletim hacmi Displacement	Max. Sürekli Basıncı Max. Continuous pressure	Maks. Aralıklı Basınç Max. Intermittent Pressure	Maks. Anlık Basınç Max. Peak Pressure	Maks. Sürekli Hız Max. Continuous Speed	Maks. Aralıklı Hız Max.Intermittent Speed	Min. Hız Min. Speed	A	B	Gi-riş Inlet	Çıkış Outlet
Sol/Left	Sağ/Right	(cm³/rev)	(100%)(BAR)	(20 sec.max)(BAR)	(6 sec.max)(BAR)	(RPM)	(RPM)	RPM	(mm)	(mm)	C	D
G30017UF411	G30017UF421	17	290	315	325	2500	3000	300	151.5	103	G1/2"	G1/2"
G30022UF411	G30022UF421	22							155.5	104.5	G3/4"	
G30027UF411	G30027UF421	27							157.5	108		
G30034UF411	G30034UF421	34	280	300	310	2200	2800		162.5	109		G3/4"
G30043UF411	G30043UF421	43	270	290	300	2000	2500		168.5	114		
G30051UF411	G30051UF421	51	240	260	280				173.5	114	G1"	
G30061UF411	G30061UF421	61	220	240	250	1900			183.5	120.5		
G30073UF411	G30073UF421	73	205	225	230				186.5	123	G1 1/4"	G1"
G30082UF411	G30082UF421	82							192.5	124.5	G1 1/4"	G1" G3/4" (Alternative)
G30100UF411	G30100UF421	100	180	200	220	1500	1800		205.5	138.5		
G30125UF411	G30125UF421	125	160	180	200				221.5	142.5		

KAZEL HYDRAULIC EQUIPMENTS

TECHNICAL DATA
TEKNİK DATALAR

30 SERIES EHASS GEAR PUMP
30 SERİSİ EHASS DİŞLİ POMPA

SAE B EHASS NEW K BODY UNIDIRECTIONAL (WITH ADAPTER-F5)

SAE B EHASS YENİ K GÖVDE TEK YÖNLÜ (ADAPTÖRLÜ-F5)

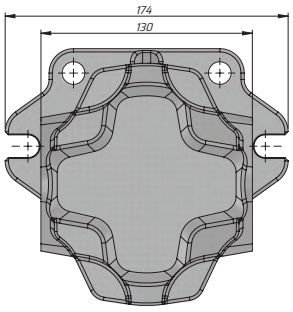

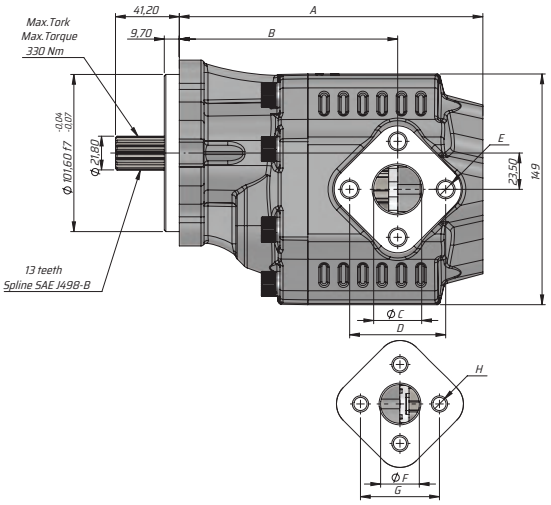

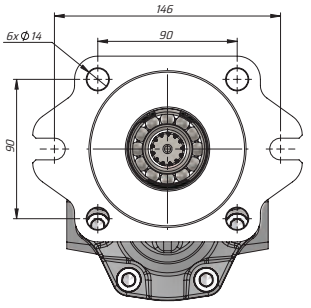

Kod Code		İletim hacmi Displacement	Max. Sürekli Basıncı Max. Continuous pressure	Maks. Aralıklı Basınç Max. Intermittent Pressure	Maks. Anlık Basınç Max. Peak Pressure	Maks. Sürekli Hız Max. Continuous Speed	Maks. Aralıklı Hız Max.Intermittent Speed	Min. Hız Min. Speed	A	B	Sol/Left Sağ/Right			Bd		
											Giriş Inlet			Çıkış Outlet		
Sol/Left	Sağ/Right	(cm³/rev)	(100%)(BAR)	(20 sec.max)(BAR)	(6 sec.max)(BAR)	(RPM)	(RPM)	RPM	(mm)	(mm)	C	D	E	F	G	H
G30027BF519	G30027BF529	27	290	315	325	2500	3000	300	166	118	25	51	M10	19	40	M8
G30034BF519	G30034BF529	34	280	300	310	2200	2800		171	123						
G30038BF519	G30038BF529	38							174	126						
G30043BF519	G30043BF529	43	270	290	300	2000	2500		177	129						
G30051BF519	G30051BF529	51	240	260	280				182	126						
G30055BF519	G30055BF529	55	230	250	275				185	130						
G30061BF519	G30061BF529	61	220	240	250	1900			188	133						
G30073BF519	G30073BF529	73	205	225	230	1900			196	141	31	62	M12	25	51	M10

SAE B EHASS YENİ K GÖVDE TEK YÖNLÜ (ADAPTÖRLÜ-F6)



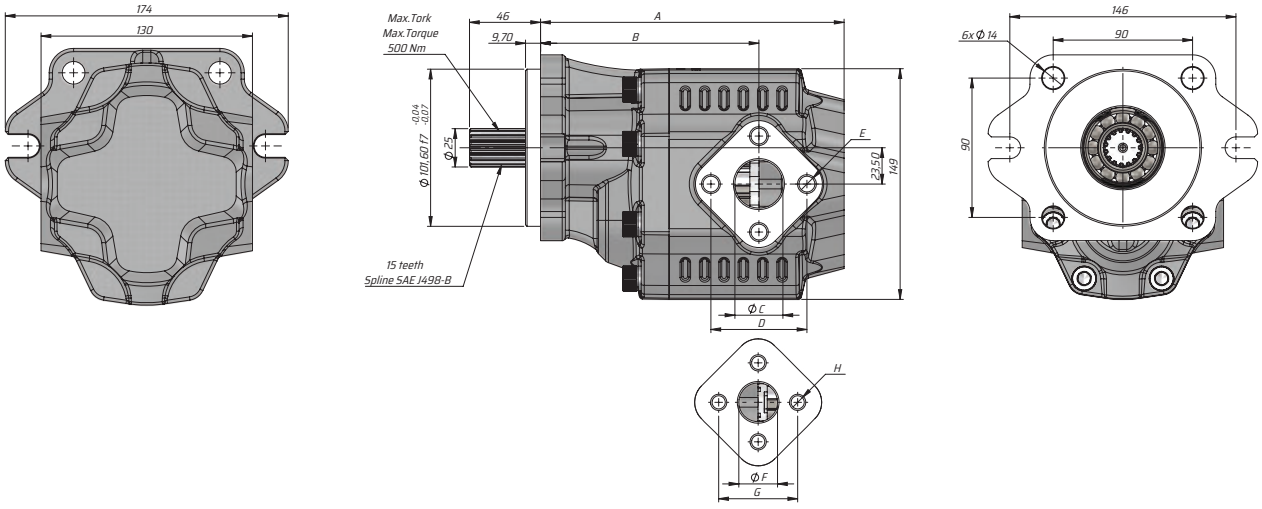

Kod Code		İletim hacmi Displacement	Max. Sürekli Basıncı Max. Continuous pressure	Maks. Aralıklı Basınç Max. Intermittent Pressure	Maks. Anlık Basınç Max. Peak Pressure	Maks. Sürekli Hız Max. Continuous Speed	Maks. Aralıklı Hız Max.Intermittent Speed	Min. Hız Min. Speed	A	B	Sol/Left Sağ/Right Giriş Inlet			Bd Çıkış Outlet		
Sol/Left	Sağ/Right	(cm³/rev)	(100%)(BAR)	(20 sec.max)(BAR)	(6 sec.max)(BAR)	(RPM)	(RPM)	RPM	(mm)	(mm)	C	D	E	F	G	H
G30027BF612	G30027BF622	27	290	315	325	2500	3000	300	166	118	25	51	M10	19	40	M8
G30034BF612	G30034BF622	34	280	300	310	2200	2800		171	123						
G30038BF612	G30038BF622	38							174	126						
G30043BF612	G30043BF622	43	270	290	300	2000	2500		177	129						
G30051BF612	G30051BF622	51	240	260	280				182	126						
G30055BF612	G30055BF622	55	230	250	275				185	130						
G30061BF612	G30061BF622	61	220	240	250	1900			188	133						
G30073BF612	G30073BF622	73	205	225	230	1900			196	141	31	62	M12	25	51	M10

KAZEL HYDRAULIC EQUIPMENTS

TECHNICAL DATA
TEKNİK DATALAR

30 SERIES EHASS GEAR PUMP
30 SERİSİ EHASS DİŞLİ POMPA

SAE B EHASS NEW K BODY UNIDIRECTIONAL (WITH ADAPTER-K1)

SAE B EHASS YENİ K GÖVDE TEK YÖNLÜ (ADAPTÖRLÜ-K1)



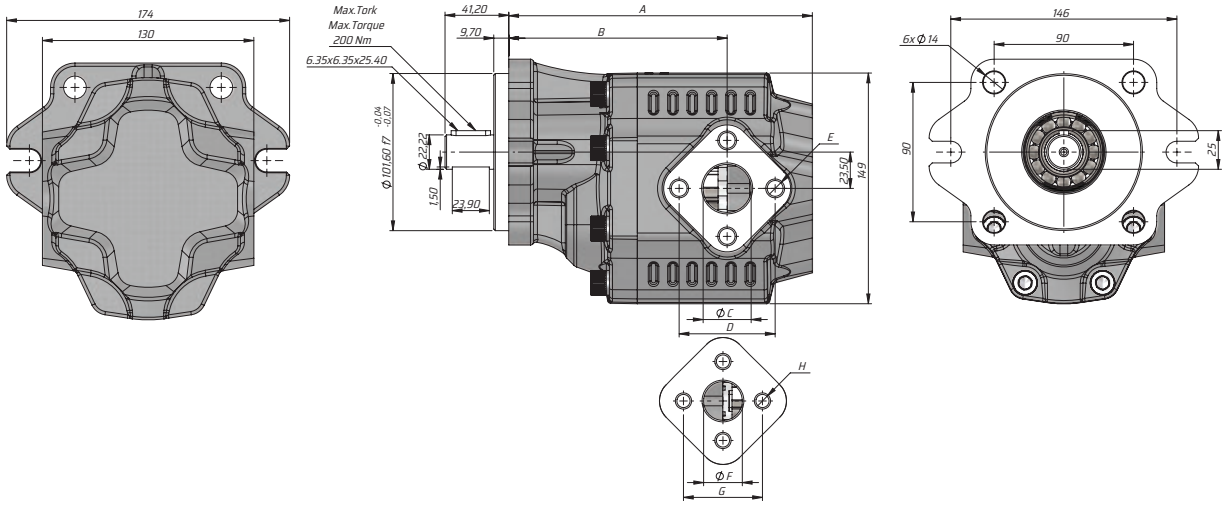

Kod Code		İletim hacmi Displacement	Max. Sürekli Basıncı Max. Continuous pressure	Maks. Aralıklı Basınç Max. Intermittent Pressure	Maks. Anlık Basınç Max. Peak Pressure	Maks. Sürekli Hız Max. Continuous Speed	Maks. Aralıklı Hız Max.Intermittent Speed	Min. Hız Min. Speed	A	B	Sol/Left Sağ/Right			Bd		
											Giriş Inlet			Çıkış Outlet		
Sol/Left	Sağ/Right	(cm³/rev)	(100%)(BAR)	(20 sec.max)(BAR)	(6 sec.max)(BAR)	(RPM)	(RPM)	RPM	(mm)	(mm)	C	D	E	F	G	H
G30027BK119	G30027BK129	27	290	315	325	2500	3000	300	166	118	25	51	M10	19	40	M8
G30034BK119	G30034BK129	34	280	300	310	2200	2800		171	123						
G30038BK119	G30038BK129	38							174	126						
G30043BK119	G30043BK129	43	270	290	300	2000	2500		177	129						
G30051BK119	G30051BK129	51	240	260	280				182	126						
G30055BK119	G30055BK129	55	230	250	275				185	130						
G30061BK119	G30061BK129	61	220	240	250	1900			188	133						
G30073BK119	G30073BK129	73	205	225	230	1900			196	141	31	62	M12	25	51	M10

KAZEL HYDRAULIC EQUIPMENTS

SAE B EHASS YENİ K GÖVDE TEK YÖNLÜ (ADAPTÖRLÜ-K2)



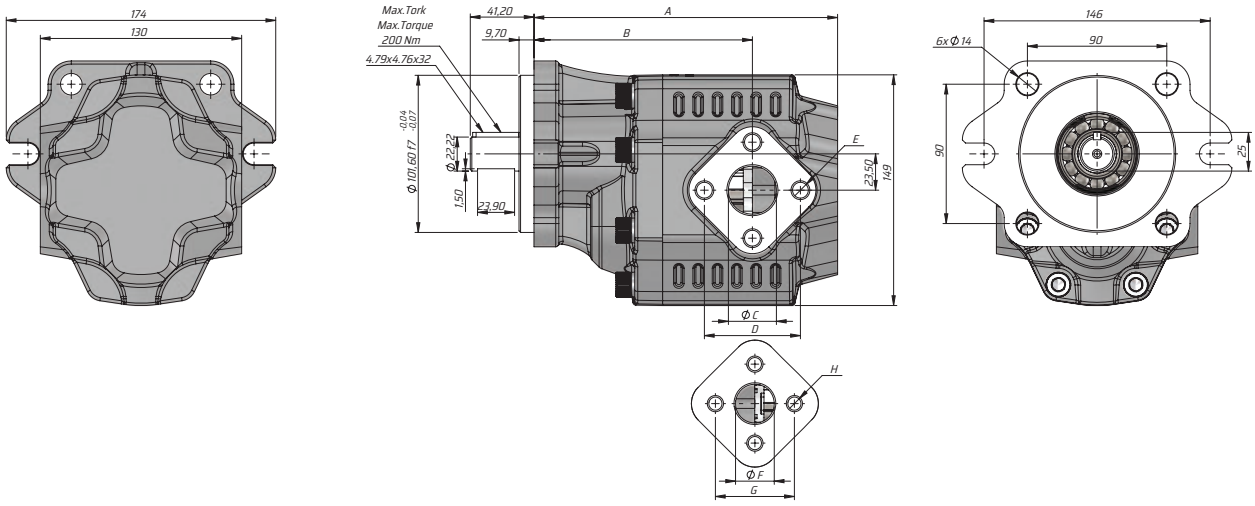

Kod Code		İletim hacmi Displacement	Max. Sürekli Basıncı Max. Continuous pressure	Maks. Aralıklı Basınç Max. Intermittent Pressure	Maks. Anlık Basınç Max. Peak Pressure	Maks. Sürekli Hız Max. Continuous Speed	Maks. Aralıklı Hız Max.Intermittent Speed	Min. Hız Min. Speed	A	B	Sol/Left Sağ/Right				Bd	
											Giriş Inlet				Çıkış Outlet	
Sol/Left	Sağ/Right	(cm³/rev)	(100%)(BAR)	(20 sec.max)(BAR)	(6 sec.max)(BAR)	(RPM)	(RPM)	RPM	(mm)	(mm)	C	D	E	F	G	H
G30027BK219	G30027BK229	27	290	315	325	2500	3000	300	166	118	25	51	M10	19	40	M8
G30034BK219	G30034BK229	34	280	300	310	2200	2800		171	123						
G30038BK219	G30038BK229	38							174	126						
G30043BK219	G30043BK229	43	270	290	300	2000	2500		177	129						
G30051BK219	G30051BK229	51	240	260	280				182	126						
G30055BK219	G30055BK229	55	230	250	275				185	130						
G30061BK219	G30061BK229	61	220	240	250	1900			188	133						
G30073BK219	G30073BK229	73	205	225	230	1900			196	141	31	62	M12	25	51	M10

KAZEL HYDRAULIC EQUIPMENTS

TECHNICAL DATA
TEKNİK DATALAR

30 SERIES EHASS GEAR PUMP
30 SERİSİ EHASS DİŞLİ POMPA

SAE B EHASS NEW K BODY UNIDIRECTIONAL (WITH ADAPTER-K3)

SAE B EHASS YENİ K GÖVDE TEK YÖNLÜ (ADAPTÖRLÜ-K3)



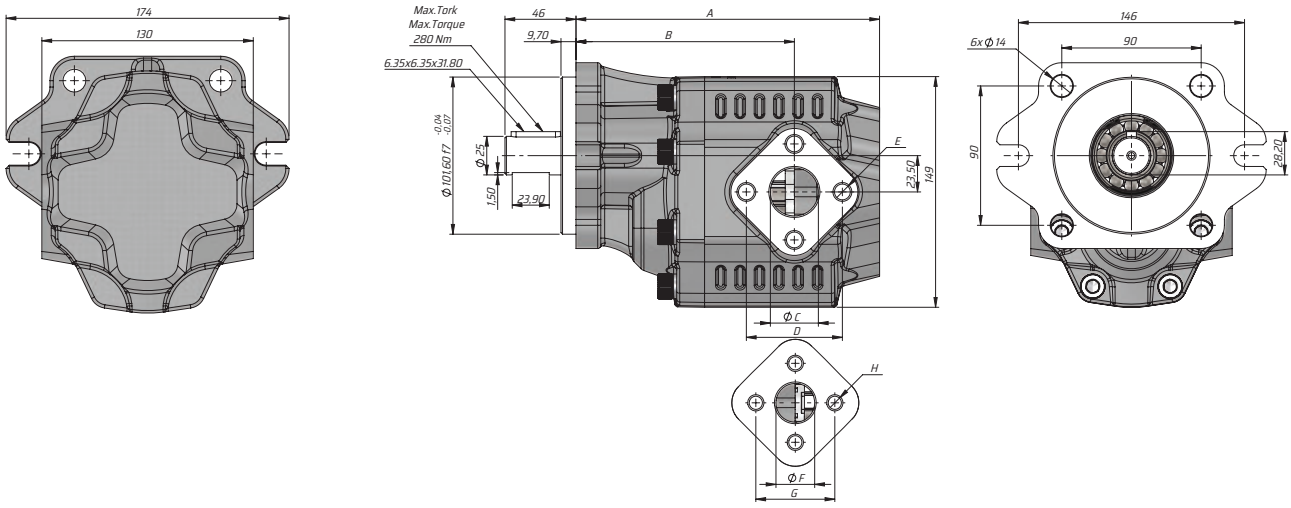

Kod Code		İletim hacmi Displacement	Max. Sürekli Basıncı Max. Continuous pressure	Maks. Aralıklı Basınç Max. Intermittent Pressure	Maks. Anlık Basınç Max. Peak Pressure	Maks. Sürekli Hız Max. Continuous Speed	Maks. Aralıklı Hız Max.Intermittent Speed	Min. Hız Min. Speed	A	B	Sol/Left Sağ/Right			Bd		
											Giriş Inlet			Çıkış Outlet		
Sol/Left	Sağ/Right	(cm³/rev)	(100%)(BAR)	(20 sec.max)(BAR)	(6 sec.max)(BAR)	(RPM)	(RPM)	RPM	(mm)	(mm)	C	D	E	F	G	H
G30027BK319	G30027BK329	27	290	315	325	2500	3000	300	166	118	25	51	M10	19	40	M8
G30034BK319	G30034BK329	34	280	300	310	2200	2800		171	123						
G30038BK319	G30038BK329	38							174	126						
G30043BK319	G30043BK329	43	270	290	300	2000	2500		177	129						
G30051BK319	G30051BK329	51	240	260	280				182	126						
G30055BK319	G30055BK329	55	230	250	275				185	130						
G30061BK319	G30061BK329	61	220	240	250	1900			188	133						
G30073BK319	G30073BK329	73	205	225	230	1900			196	141	31	62	M12	25	51	M10

F UNI EHASS YENİ K GÖVDE TEK YÖNLÜ (ADAPTÖRLÜ-K4)

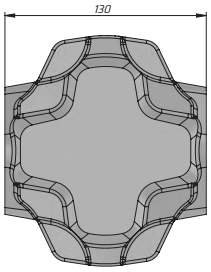

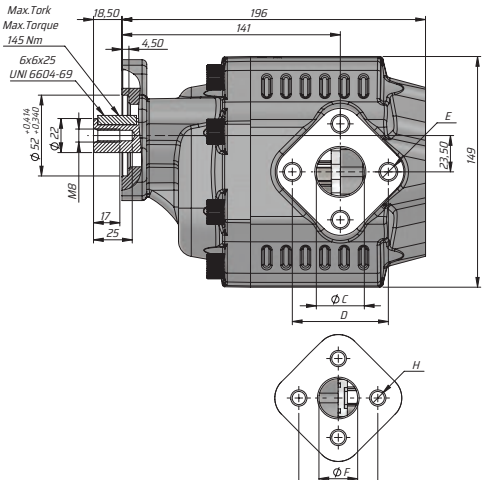

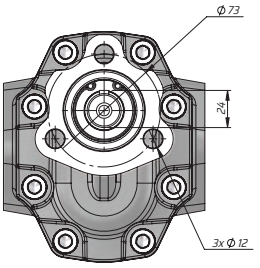

Kod Code		İletim hacmi Displacement	Max. Sürekli Basıncı Max. Continuous pressure	Maks. Aralıklı Basınç Max. Intermittent Pressure	Maks. Anlık Basınç Max. Peak Pressure	Maks. Sürekli Hız Max. Continuous Speed	Maks. Aralıklı Hız Max.Intermittent Speed	Min. Hız Min. Speed	A	B	Sol/Left Sağ/Right			Bd		
											Giriş Inlet			Çıkış Outlet		
Sol/Left	Sağ/Right	(cm³/rev)	(100%)(BAR)	(20 sec.max)(BAR)	(6 sec.max)(BAR)	(RPM)	(RPM)	RPM	(mm)	(mm)	C	D	E	F	G	H
G30027FK419	G30027FK429	27	290	315	325	2500	3000	300	166	118	25	51	M10	19	40	M8
G30034FK419	G30034FK429	34	280	300	310	2200	2800		171	123						
G30038FK419	G30038FK429	38							174	126						
G30043FK419	G30043FK429	43	270	290	300	2000	2500		177	129						
G30051FK419	G30051FK429	51	240	260	280				182	126						
G30055FK419	G30055FK429	55	230	250	275				185	130						
G30061FK419	G30061FK429	61	220	240	250	1900			188	133						
G30073FK419	G30073FK429	73	205	225	230	1900			196	141	31	62	M12	25	51	M10

KAZEL HYDRAULIC EQUIPMENTS

TECHNICAL DATA
TEKNİK DATALAR

30 SERIES EHASS GEAR PUMP
30 SERİSİ EHASS DİŞLİ POMPA

K EHASS NEW K BODY UNIDIRECTIONAL (WITH ADAPTER-LEFT-K6)

K EHASS YENİ K GÖVDE TEK YÖNLÜ (ADAPTÖRLÜ-SOL-K6)

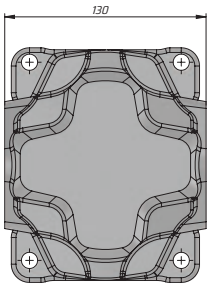

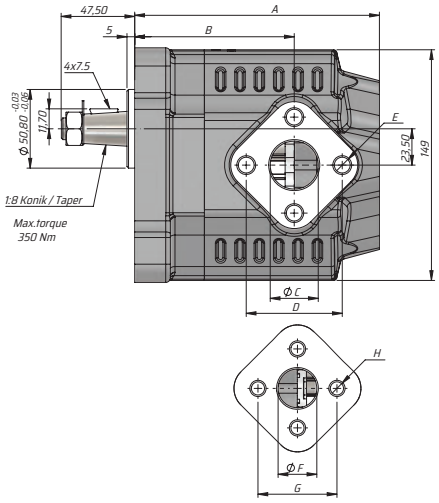

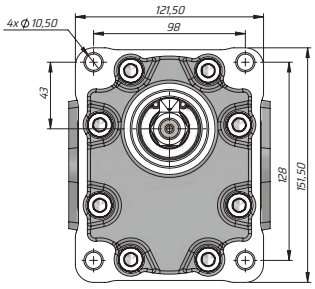

Kod Code		İletim hacmi Displacement	Max. Sürekli Basıncı Max. Continuous pressure	Maks. Aralıklı Basınç Max. Intermittent Pressure	Maks. Anlık Basınç Max. Peak Pressure	Maks. Sürekli Hız Max. Continuous Speed	Maks. Aralıklı Hız Max.Intermittent Speed	Min. Hız Min. Speed	A	B	Sol/Left Sağ/Right			Bd		
											Giriş Inlet			Çıkış Outlet		
Sol/Left	Sağ/Right	(cm³/rev)	(100%)(BAR)	(20 sec.max)(BAR)	(6 sec.max)(BAR)	(RPM)	(RPM)	RPM	(mm)	(mm)	C	D	E	F	G	H
G30027KK619	G30027KK629	27	290	315	325	2500	3000	300	128	80	25	51	M10	19	40	M8
G30034KK619	G30034KK629	34	280	300	310	2200	2800		133	85						
G30038KK619	G30038KK629	38							136	88						
G30043KK619	G30043KK629	43	270	290	300	2000	2500		139	91						
G30051KK619	G30051KK629	51	240	260	280				144	88						
G30055KK619	G30055KK629	55	230	250	275				147	92						
G30061KK619	G30061KK629	61	220	240	250	1900			150	95						
G30073KK619	G30073KK629	73	205	225	230	1900			158	103	31	62	M12	25	51	M10

ASAE EHASS YENİ K GÖVDE TEK YÖNLÜ (ADAPTÖRLÜ-F2)



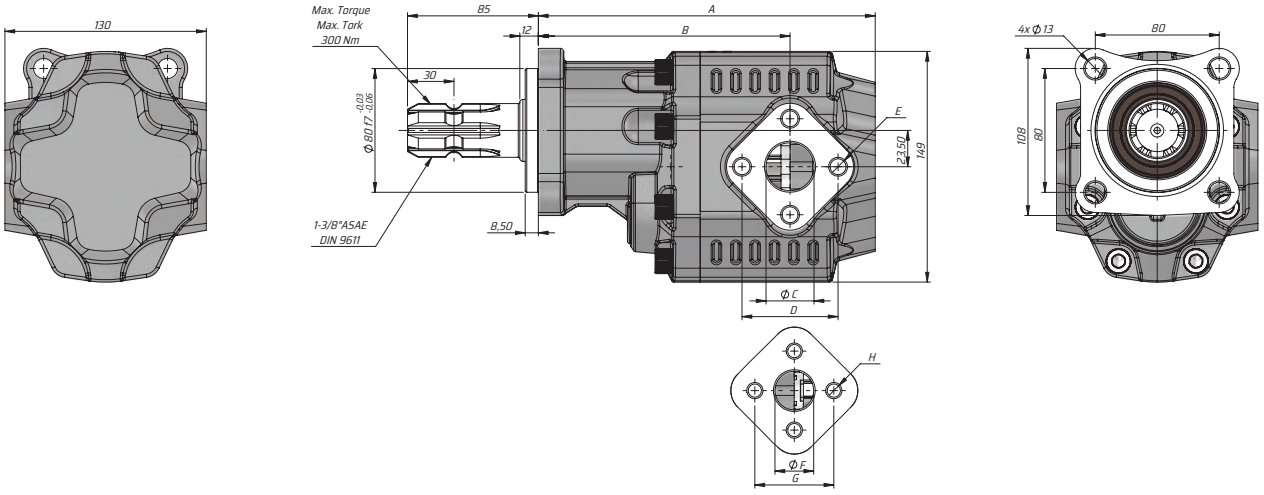

Kod Code		İletim hacmi Displacement	Max. Sürekli Basıncı Max. Continuous pressure	Maks. Aralıklı Basınç Max. Intermittent Pressure	Maks. Anlık Basınç Max. Peak Pressure	Maks. Sürekli Hız Max. Continuous Speed	Maks. Aralıklı Hız Max.Intermittent Speed	Min. Hız Min. Speed	A	B	Sol/Left Sağ/Right			Bd		
											Giriş Inlet			Çıkış Outlet		
Sol/Left	Sağ/Right	(cm³/rev)	(100%)(BAR)	(20 sec.max)(BAR)	(6 sec.max)(BAR)	(RPM)	(RPM)	RPM	(mm)	(mm)	C	D	E	F	G	H
G30027SF219	G30027SF229	27	290	315	325	2500	3000	300	187.5	139.5	25	51	M10	19	40	M8
G30034SF219	G30034SF229	34	280	300	310	2200	2800		192.5	144.5						
G30038SF219	G30038SF229	38							195.5	147.5						
G30043SF219	G30043SF229	43	270	290	300	2000	2500		198.5	150.5						
G30051SF219	G30051SF229	51	240	260	280				203.5							
G30055SF219	G30055SF229	55	230	250	275				206.5	151.5						
G30061SF219	G30061SF229	61	220	240	250	1900			209.5	154.5						
G30073SF219	G30073SF229	73	205	225	230	1900			217.5	162.5	31	62	M12	25	51	M10

KAZEL HYDRAULIC EQUIPMENTS

TECHNICAL DATA
TEKNİK DATALAR

30 SERIES EHASS GEAR PUMP
30 SERİSİ EHASS DİŞLİ POMPA

ASAE EHASS NEW K BODY UNIDIRECTIONAL (WITH ADAPTER-F8)

ASAE EHASS YENİ K GÖVDE TEK YÖNLÜ (ADAPTÖRLÜ-F8)

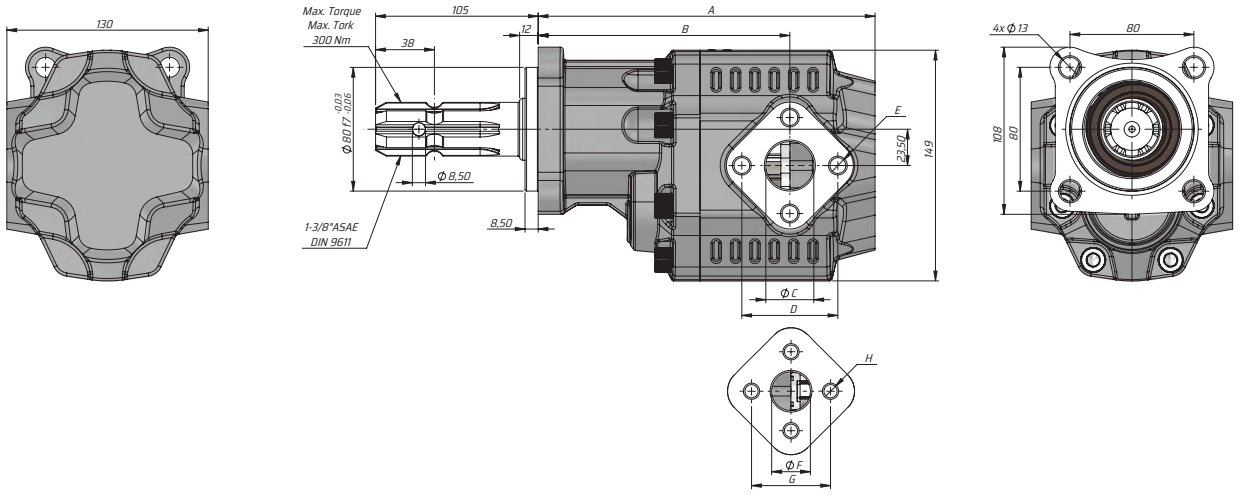

Kod Code		İletim hacmi Displacement	Max. Sürekli Basıncı Max. Continuous pressure	Maks. Aralıklı Basınç Max. Intermittent Pressure	Maks. Anlık Basınç Max. Peak Pressure	Maks. Sürekli Hız Max. Continuous Speed	Maks. Aralıklı Hız Max.Intermittent Speed	Min. Hız Min. Speed	A	B	Sol/Left Sağ/Right Giriş Inlet			Bd Çıkış Outlet		
Sol/Left	Sağ/Right	(cm³/rev)	(100%)(BAR)	(20 sec.max)(BAR)	(6 sec.max)(BAR)	(RPM)	(RPM)	RPM	(mm)	(mm)	C	D	E	F	G	H
G30027SF819	G30027SF829	27	290	315	325	2500	3000	300	187.5	139.5	25	51	M10	19	40	M8
G30034SF819	G30034SF829	34	280	300	310	2200	2800		192.5	144.5						
G30038SF819	G30038SF829	38							195.5	147.5						
G30043SF819	G30043SF829	43	270	290	300	2000	2500		198.5	150.5						
G30051SF819	G30051SF829	51	240	260	280				203.5							
G30055SF819	G30055SF829	55	230	250	275				206.5	151.5						
G30061SF819	G30061SF829	61	220	240	250	1900			209.5	154.5						
G30073SF819	G30073SF829	73	205	225	230	1900			217.5	162.5	31	62	M12	25	51	M10

ISO EHASS YENİ K GÖVDE TEK YÖNLÜ (ADAPTÖRLÜ-F1)

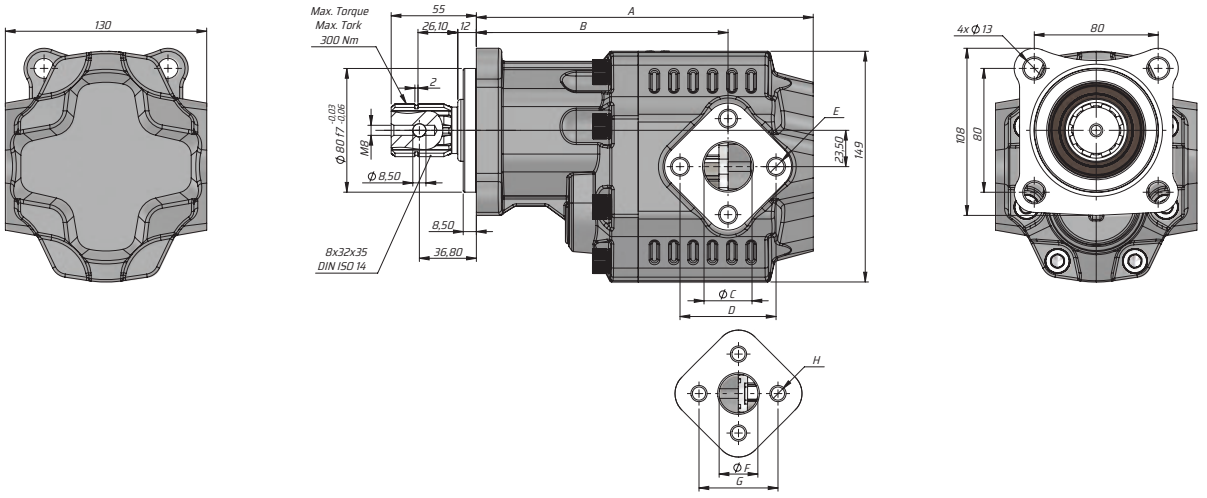

Kod Code		İletim hacmi Displacement	Max. Sürekli Basıncı Max. Continuous pressure	Maks. Aralıklı Basınç Max. Intermittent Pressure	Maks. Anlık Basınç Max. Peak Pressure	Maks. Sürekli Hız Max. Continuous Speed	Maks. Aralıklı Hız Max.Intermittent Speed	Min. Hız Min. Speed	A	B	Sol/Left Sağ/Right			Bd		
											Giriş Inlet			Çıkış Outlet		
Sol/Left	Sağ/Right	(cm³/rev)	(100%)(BAR)	(20 sec.max)(BAR)	(6 sec.max)(BAR)	(RPM)	(RPM)	RPM	(mm)	(mm)	C	D	E	F	G	H
G30027SF119	G30027SF129	27	290	315	325	2500	3000	300	187.5	139.5	25	51	M10	19	40	M8
G30034SF119	G30034SF129	34	280	300	310	2200	2800		192.5	144.5						
G30038SF119	G30038SF129	38							195.5	147.5						
G30043SF119	G30043SF129	43	270	290	300	2000	2500		198.5	150.5						
G30051SF119	G30051SF129	51	240	260	280				203.5							
G30055SF119	G30055SF129	55	230	250	275				206.5	151.5						
G30061SF119	G30061SF129	61	220	240	250	1900			209.5	154.5						
G30073SF119	G30073SF129	73	205	225	230	1900			217.5	162.5	31	62	M12	25	51	M10

KAZEL HYDRAULIC EQUIPMENTS

TECHNICAL DATA
TEKNİK DATALAR

30 SERIES EHASS GEAR PUMP
30 SERİSİ EHASS DİŞLİ POMPA

TRC EHASS NEW K BODY UNIDIRECTIONAL (WITH ADAPTER-F3)

TRC EHASS YENİ K GÖVDE TEK YÖNLÜ (ADAPTÖRLÜ-F3)

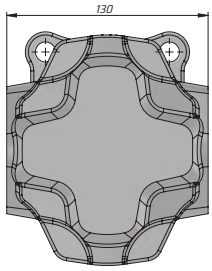

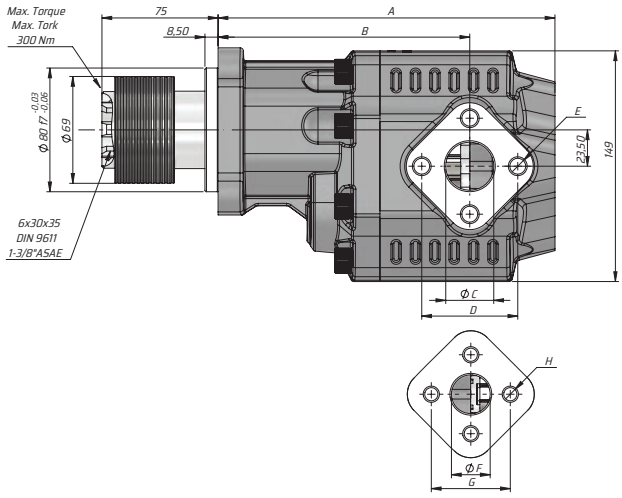

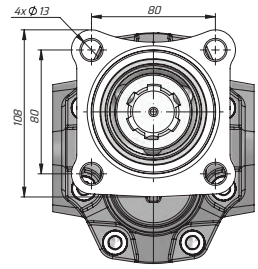

Kod Code		İletim hacmi Displacement	Max. Sürekli Basıncı Max. Continuous pressure	Maks. Aralıklı Basınç Max. Intermittent Pressure	Maks. Anlık Basınç Max. Peak Pressure	Maks. Sürekli Hız Max. Continuous Speed	Maks. Aralıklı Hız Max.Intermittent Speed	Min. Hız Min. Speed	A	B	Sol/Left Sağ/Right			Bd		
											Giriş Inlet			Çıkış Outlet		
Sol/Left	Sağ/Right	(cm³/rev)	(100%)(BAR)	(20 sec.max)(BAR)	(6 sec.max)(BAR)	(RPM)	(RPM)	RPM	(mm)	(mm)	C	D	E	F	G	H
G30027SF319	G30027SF329	27	290	315	325	2500	3000	300	187.5	139.5	25	51	M10	19	40	M8
G30034SF319	G30034SF329	34	280	300	310	2200	2800		192.5	144.5						
G30038SF319	G30038SF329	38							195.5	147.5						
G30043SF319	G30043SF329	43	270	290	300	2000	2500		198.5	150.5						
G30051SF319	G30051SF329	51	240	260	280				203.5							
G30055SF319	G30055SF329	55	230	250	275				206.5	151.5						
G30061SF319	G30061SF329	61	220	240	250	1900			209.5	154.5						
G30073SF319	G30073SF329	73	205	225	230	1900			217.5	162.5	31	62	M12	25	51	M10

UNI EHASS YENİ K GÖVDE TEK YÖNLÜ (ADAPTÖRLÜ-F4)

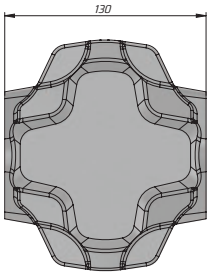

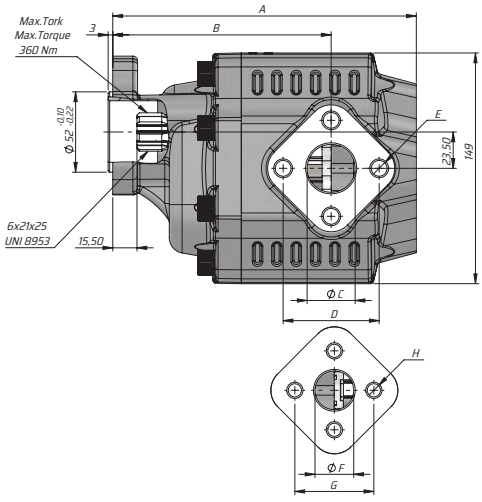

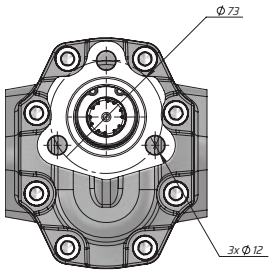

Kod Code		İletim hacmi Displacement	Max. Sürekli Basıncı Max. Continuous pressure	Maks. Aralıklı Basınç Max. Intermittent Pressure	Maks. Anlık Basınç Max. Peak Pressure	Maks. Sürekli Hız Max. Continuous Speed	Maks. Aralıklı Hız Max.Intermittent Speed	Min. Hız Min. Speed	A	B	Sol/Left Sağ/Right			Bd		
											Giriş Inlet			Çıkış Outlet		
Sol/Left	Sağ/Right	(cm³/rev)	(100%)(BAR)	(20 sec.max)(BAR)	(6 sec.max)(BAR)	(RPM)	(RPM)	RPM	(mm)	(mm)	C	D	E	F	G	H
G30027UF419	G30027UF429	27	290	315	325	2500	3000	300	166	118	25	51	M10	19	40	M8
G30034UF419	G30034UF429	34	280	300	310	2200	2800		171	123						
G30038UF419	G30038UF429	38							174	126						
G30043UF419	G30043UF429	43	270	290	300	2000	2500		177	129						
G30051UF419	G30051UF429	51	240	260	280				182	126						
G30055UF419	G30055UF429	55	230	250	275				185	130						
G30061UF419	G30061UF429	61	220	240	250	1900			188	133						
G30073UF419	G30073UF429	73	205	225	230	1900			196	141	31	62	M12	25	51	M10

KAZEL HYDRAULIC EQUIPMENTS

TECHNICAL DATA
TEKNİK DATALAR

30 SERIES EHASS GEAR PUMP
30 SERİSİ EHASS DİŞLİ POMPA

UNI EHASS NEW K BODY UNIDIRECTIONAL (WITH ADAPTER-K5)

UNI EHASS YENİ K GÖVDE TEK YÖNLÜ (ADAPTÖRLÜ-K5)

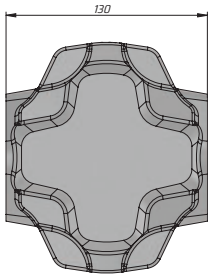

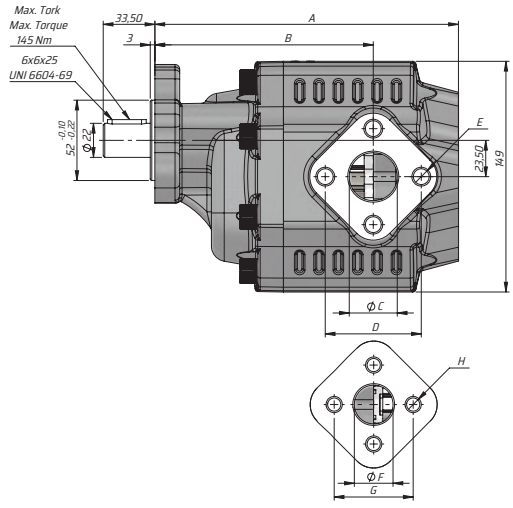

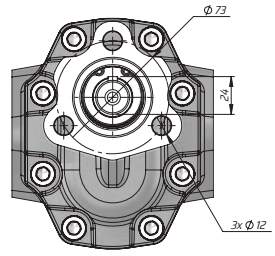

Kod Code		İletim hacmi Displacement	Max. Sürekli Basıncı Max. Continuous pressure	Maks. Aralıklı Basınç Max. Intermittent Pressure	Maks. Anlık Basınç Max. Peak Pressure	Maks. Sürekli Hız Max. Continuous Speed	Maks. Aralıklı Hız Max.Intermittent Speed	Min. Hız Min. Speed	A	B	Sol/Left Sağ/Right Giriş Inlet			Bd Çıkış Outlet		
Sol/Left	Sağ/Right	(cm³/rev)	(100%)(BAR)	(20 sec.max)(BAR)	(6 sec.max)(BAR)	(RPM)	(RPM)	RPM	(mm)	(mm)	C	D	E	F	G	H
G30027UK519	G30027UK529	27	290	315	325	2500	3000	300	166	118	25	51	M10	19	40	M8
G30034UK519	G30034UK529	34	280	300	310	2200	2800		171	123						
G30038UK519	G30038UK529	38							174	126						
G30043UK519	G30043UK529	43	270	290	300	2000	2500		177	129						
G30051UK519	G30051UK529	51	240	260	280				182	126						
G30055UK519	G30055UK529	55	230	250	275				185	130						
G30061UK519	G30061UK529	61	220	240	250	1900			188	133						
G30073UK519	G30073UK529	73	205	225	230	1900			196	141	31	62	M12	25	51	M10

SAE B EHASS YENİ K GÖVDE TEK YÖNLÜ (RAKORLU-F5)

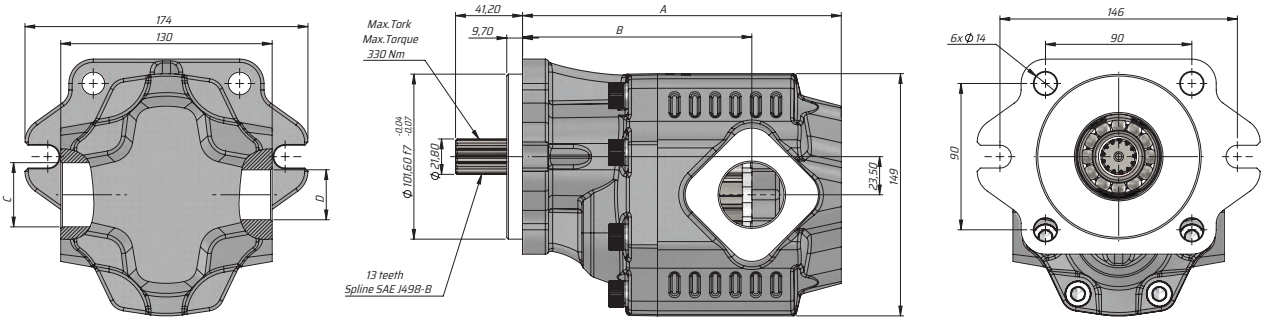

Kod Code		İletim hacmi Displacement	Max. Sürekli Basıncı Max. Continuous pressure	Maks. Aralıklı Basınç Max. Intermittent Pressure	Maks. Anlık Basınç Max. Peak Pressure	Maks. Sürekli Hız Max. Continuous Speed	Maks. Aralıklı Hız Max.Intermittent Speed	Min. Hız Min. Speed	A	B	Sol/Left-Sağ/Right Giriş Inlet	Çıkış Outlet
Sol/Left	Sağ/Right	(cm³/rev)	(100%)(BAR)	(20 sec.max)(BAR)	(6 sec.max)(BAR)	(RPM)	(RPM)	RPM	(mm)	(mm)	C	D
G30027BF518	G30027BF528	27	290	315	325	2500	3000	300	166	118	G3/4"	G1/2"
G30034BF518	G30034BF528	34	280	300	310	2200	2800		171	123		G3/4"
G30038BF518	G30038BF528	38							174	126		
G30043BF518	G30043BF528	43	270	290	300	2000	2500		177	129		
G30051BF518	G30051BF528	51	240	260	280				182	126	G1"	
G30055BF518	G30055BF528	55	230	250	275				185	130		
G30061BF518	G30061BF528	61	220	240	250	1900			188	133		
G30073BF518	G30073BF528	73	205	225	230	1900			196	141	G1 1/4"	G1"

KAZEL HYDRAULIC EQUIPMENTS

TECHNICAL DATA
TEKNİK DATALAR

30 SERIES EHASS GEAR PUMP
30 SERİSİ EHASS DİŞLİ POMPA

SAE B EHASS NEW K BODY UNIDIRECTIONAL (GLANDED-F6)

SAE B EHASS YENİ K GÖVDE TEK YÖNLÜ (RAKORLU-F6)

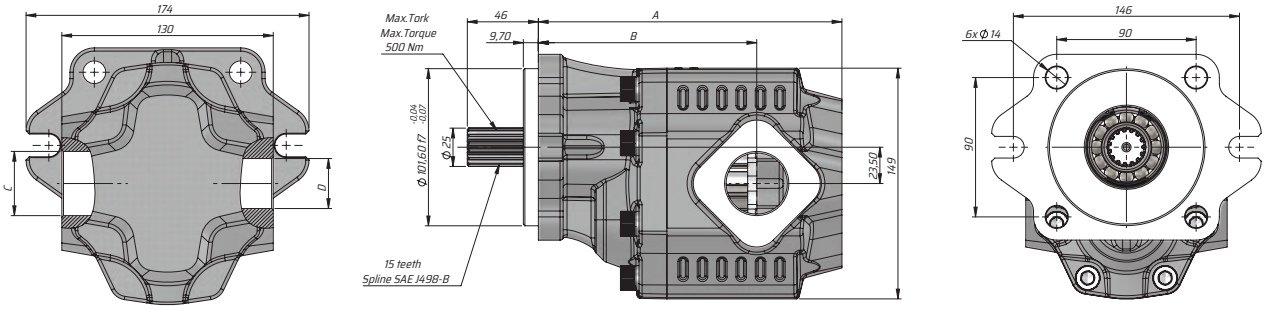

Kod Code		İletim hacmi Displacement	Max. Sürekli Basıncı Max. Continuous pressure	Maks. Aralıklı Basınç Max. Intermittent Pressure	Maks. Anlık Basınç Max. Peak Pressure	Maks. Sürekli Hız Max. Continuous Speed	Maks. Aralıklı Hız Max.Intermittent Speed	Min. Hız Min. Speed	A	B	Sol/Left-Sağ/Right Giriş Inlet	Sol/Left-Sağ/Right Çıkış Outlet
Sol/Left	Sağ/Right	(cm³/rev)	(100%)(BAR)	(20 sec.max)(BAR)	(6 sec.max)(BAR)	(RPM)	(RPM)	RPM	(mm)	(mm)	C	D
G30027BF618	G30027BF628	27	290	315	325	2500	3000	300	166	118	G3/4"	G1/2"
G30034BF618	G30034BF628	34	280	300	310	2200	2800		171	123		G3/4"
G30038BF618	G30038BF628	38							174	126		
G30043BF618	G30043BF628	43	270	290	300	2000	2500		177	129		
G30051BF618	G30051BF628	51	240	260	280				182	126	G1"	
G30055BF618	G30055BF628	55	230	250	275				185	130		
G30061BF618	G30061BF628	61	220	240	250	1900			188	133		
G30073BF618	G30073BF628	73	205	225	230	1900			196	141	G1 1/4"	G1"

SAE B EHASS YENİ K GÖVDE TEK YÖNLÜ (RAKORLU-K1)

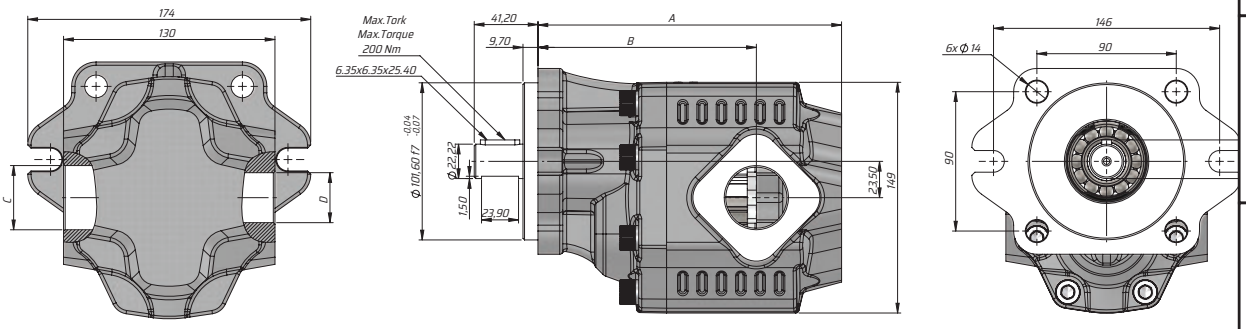

Kod Code		İletim hacmi Displacement	Max. Sürekli Basıncı Max. Continuous pressure	Maks. Aralıklı Basınç Max. Intermittent Pressure	Maks. Anlık Basınç Max. Peak Pressure	Maks. Sürekli Hız Max. Continuous Speed	Maks. Aralıklı Hız Max.Intermittent Speed	Min. Hız Min. Speed	A	B	Sol/Left-Sağ/Right Giriş Inlet	Çıkış Outlet
Sol/Left	Sağ/Right	(cm³/rev)	(100%)(BAR)	(20 sec.max)(BAR)	(6 sec.max)(BAR)	(RPM)	(RPM)	RPM	(mm)	(mm)	C	D
G30027BK118	G30027BK128	27	290	315	325	2500	3000	300	166	118	G3/4"	G1/2"
G30034BK118	G30034BK128	34	280	300	310	2200	2800		171	123		G3/4"
G30038BK118	G30038BK128	38							174	126		
G30043BK118	G30043BK128	43	270	290	300	2000	2500		177	129		
G30051BK118	G30051BK128	51	240	260	280				182	126	G1"	
G30055BK118	G30055BK128	55	230	250	275				185	130		
G30061BK118	G30061BK128	61	220	240	250	1900			188	133		
G30073BK118	G30073BK128	73	205	225	230	1900			196	141	G1 1/4"	G1"

KAZEL HYDRAULIC EQUIPMENTS

TECHNICAL DATA
TEKNİK DATALAR

30 SERIES EHASS GEAR PUMP
30 SERİSİ EHASS DİŞLİ POMPA

SAE B EHASS NEW K BODY UNIDIRECTIONAL (GLANDED-K2)

SAE B EHASS YENİ K GÖVDE TEK YÖNLÜ (RAKORLU-K2)

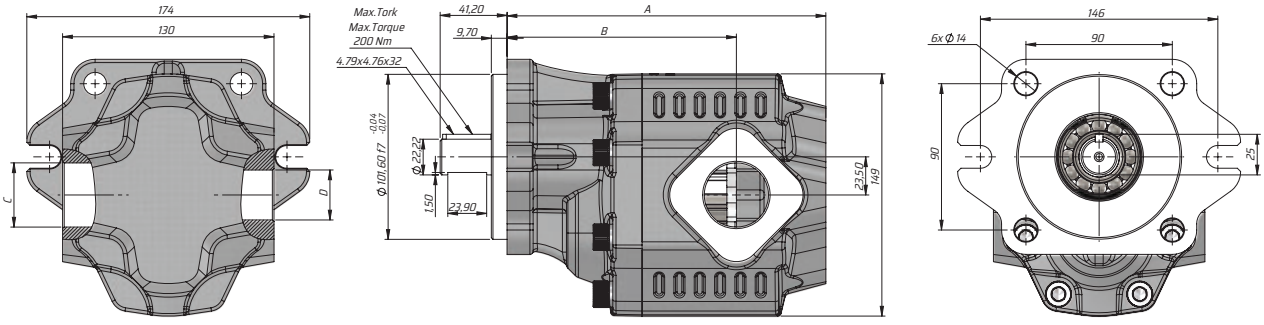

Kod Code		İletim hacmi Displacement	Max. Sürekli Basıncı Max. Continuous pressure	Maks. Aralıklı Basınç Max. Intermittent Pressure	Maks. Anlık Basınç Max. Peak Pressure	Maks. Sürekli Hız Max. Continuous Speed	Maks. Aralıklı Hız Max.Intermittent Speed	Min. Hız Min. Speed	A	B	Sol/Left-Sağ/Right Giriş Inlet	Sol/Left-Sağ/Right Çıkış Outlet
Sol/Left	Sağ/Right	(cm³/rev)	(100%)(BAR)	(20 sec.max)(BAR)	(6 sec.max)(BAR)	(RPM)	(RPM)	RPM	(mm)	(mm)	C	D
G30027BK218	G30027BK228	27	290	315	325	2500	3000	300	166	118	G3/4"	G1/2"
G30034BK218	G30034BK228	34	280	300	310	2200	2800		171	123		G3/4"
G30038BK218	G30038BK228	38							174	126		
G30043BK218	G30043BK228	43	270	290	300	2000	2500		177	129		
G30051BK218	G30051BK228	51	240	260	280				182	126	G1"	
G30055BK218	G30055BK228	55	230	250	275				185	130		
G30061BK218	G30061BK228	61	220	240	250	1900			188	133		
G30073BK218	G30073BK228	73	205	225	230	1900			196	141	G1 1/4"	G1"

SAE B EHASS YENİ K GÖVDE TEK YÖNLÜ (RAKORLU-SOL-K3)



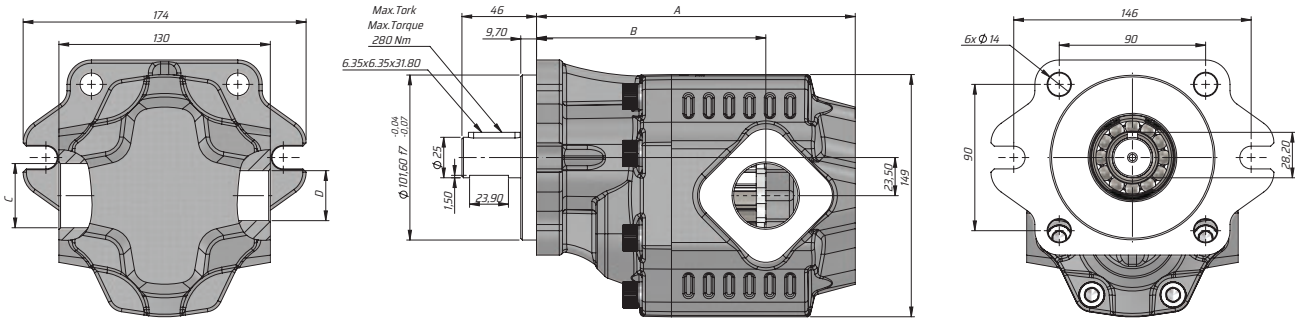

Kod Code		İletim hacmi Displacement	Max. Sürekli Basıncı Max. Continuous pressure	Maks. Aralıklı Basınç Max. Intermittent Pressure	Maks. Anlık Basınç Max. Peak Pressure	Maks. Sürekli Hız Max. Continuous Speed	Maks. Aralıklı Hız Max.Intermittent Speed	Min. Hız Min. Speed	A	B	Sol/Left-Sağ/Right Giriş Inlet	Çıkış Outlet
Sol/Left	Sağ/Right	(cm³/rev)	(100%)(BAR)	(20 sec.max)(BAR)	(6 sec.max)(BAR)	(RPM)	(RPM)	RPM	(mm)	(mm)	C	D
G30027BK318	G30027BK328	27	290	315	325	2500	3000	300	166	118	G3/4"	G1/2"
G30034BK318	G30034BK328	34	280	300	310	2200	2800		171	123		G3/4"
G30038BK318	G30038BK328	38							174	126		
G30043BK318	G30043BK328	43	270	290	300	2000	2500		177	129		
G30051BK318	G30051BK328	51	240	260	280				182	126	G1"	
G30055BK318	G30055BK328	55	230	250	275				185	130		
G30061BK318	G30061BK328	61	220	240	250	1900			188	133		
G30073BK318	G30073BK328	73	205	225	230	1900			196	141	G1 1/4"	G1"

KAZEL HYDRAULIC EQUIPMENTS

TECHNICAL DATA
TEKNİK DATALAR

30 SERIES EHASS GEAR PUMP
30 SERİSİ EHASS DİŞLİ POMPA

F UNI EHASS NEW K BODY UNIDIRECTIONAL (WITH GLAND-K4)

F UNI EHASS YENİ K GÖVDE TEK YÖNLÜ (RAKORLU-K4)

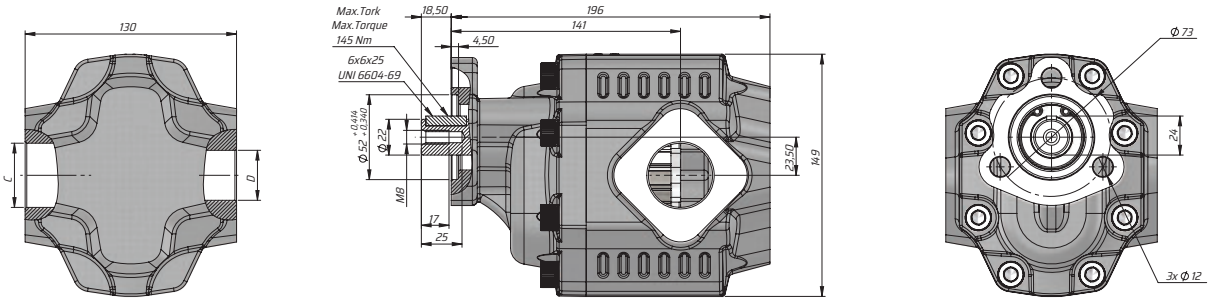

Kod Code		İletim hacmi Displacement	Max. Sürekli Basıncı Max. Continuous pressure	Maks. Aralıklı Basınç Max. Intermittent Pressure	Maks. Anlık Basınç Max. Peak Pressure	Maks. Sürekli Hız Max. Continuous Speed	Maks. Aralıklı Hız Max.Intermittent Speed	Min. Hız Min. Speed	A	B	Sol/Left-Sağ/Right Giriş Inlet	Sol/Left-Sağ/Right Çıkış Outlet
Sol/Left	Sağ/Right	(cm³/rev)	(100%)(BAR)	(20 sec.max)(BAR)	(6 sec.max)(BAR)	(RPM)	(RPM)	RPM	(mm)	(mm)	C	D
G30027FK418	G30027FK428	27	290	315	325	2500	3000	300	166	118	G3/4"	G1/2"
G30034FK418	G30034FK428	34	280	300	310	2200	2800		171	123		G3/4"
G30038FK418	G30038FK428	38							174	126		
G30043FK418	G30043FK428	43	270	290	300	2000	2500		177	129		
G30051FK418	G30051FK428	51	240	260	280				182	126	G1"	
G30055FK418	G30055FK428	55	230	250	275				185	130		
G30061FK418	G30061FK428	61	220	240	250	1900			188	133		
G30073FK418	G30073FK428	73	205	225	230	1900			196	141	G1 1/4"	G1"

K EHASS YENİ K GÖVDE TEK YÖNLÜ (RAKORLU-K6)

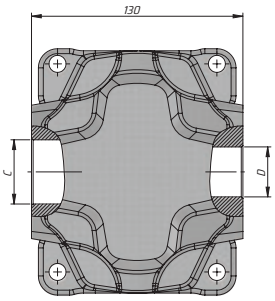

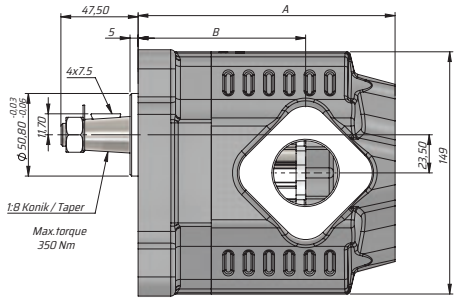

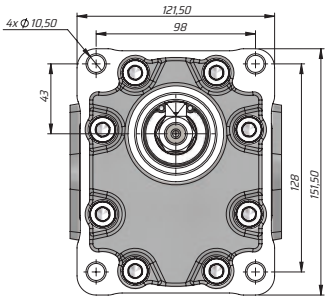

Kod Code		İletim hacmi Displacement	Max. Sürekli Basıncı Max. Continuous pressure	Maks. Aralıklı Basınç Max. Intermittent Pressure	Maks. Anlık Basınç Max. Peak Pressure	Maks. Sürekli Hız Max. Continuous Speed	Maks. Aralıklı Hız Max.Intermittent Speed	Min. Hız Min. Speed	A	B	Sol/Left-Sağ/Right Giriş Inlet	Çıkış Outlet
Sol/Left	Sağ/Right	(cm³/rev)	(100%)(BAR)	(20 sec.max)(BAR)	(6 sec.max)(BAR)	(RPM)	(RPM)	RPM	(mm)	(mm)	C	D
G30027KK618	G30027KK628	27	290	315	325	2500	3000	300	128	80	G3/4"	G1/2"
G30034KK618	G30034KK628	34	280	300	310	2200	2800		133	85		G3/4"
G30038KK618	G30038KK628	38							136	88		
G30043KK618	G30043KK628	43	270	290	300	2000	2500		139	91		
G30051KK618	G30051KK628	51	240	260	280				144	88	G1"	
G30055KK618	G30055KK628	55	230	250	275				147	92		
G30061KK618	G30061KK628	61	220	240	250	1900			150	95		
G30073KK618	G30073KK628	73	205	225	230	1900			158	103	G1 1/4"	G1"

KAZEL HYDRAULIC EQUIPMENTS

TECHNICAL DATA
TEKNİK DATALAR

30 SERIES EHASS GEAR PUMP
30 SERİSİ EHASS DİŞLİ POMPA

ASAE EHASS NEW K BODY UNIDIRECTIONAL (GLANDED-F2)

ASAE EHASS YENİ K GÖVDE TEK YÖNLÜ (RAKORLU-F2)



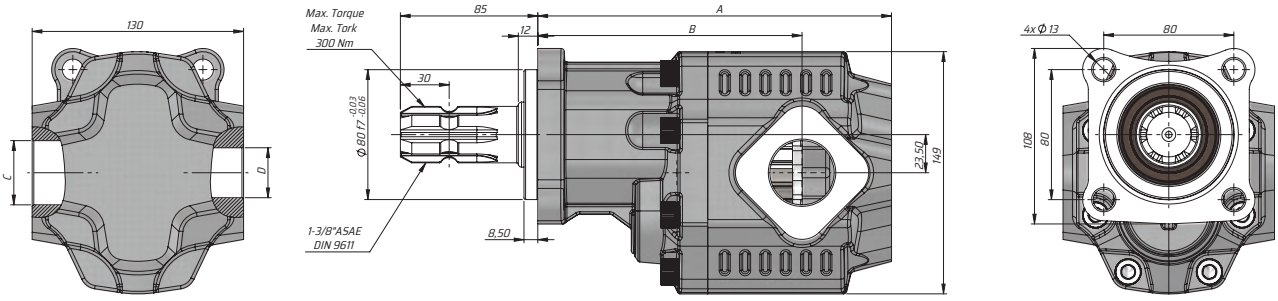

Kod Code		İletim hacmi Displacement	Max. Sürekli Basıncı Max. Continuous pressure	Maks. Aralıklı Basınç Max. Intermittent Pressure	Maks. Anlık Basınç Max. Peak Pressure	Maks. Sürekli Hız Max. Continuous Speed	Maks. Aralıklı Hız Max.Intermittent Speed	Min. Hız Min. Speed	A	B	Sol/Left-Sağ/Right Giriş Inlet	Sol/Left-Sağ/Right Çıkış Outlet
Sol/Left	Sağ/Right	(cm³/rev)	(100%)(BAR)	(20 sec.max)(BAR)	(6 sec.max)(BAR)	(RPM)	(RPM)	RPM	(mm)	(mm)	C	D
G30027SF218	G30027SF228	27	290	315	325	2500	3000	300	187.5	139.5	G3/4"	G1/2"
G30034SF218	G30034SF228	34	280	300	310	2200	2800		192.5	144.5		G3/4"
G30038SF218	G30038SF228	38							195.5	147.5		
G30043SF218	G30043SF228	43	270	290	300	2000	2500		198.5	150.5		
G30051SF218	G30051SF228	51	240	260	280				203.5	147.5	G1"	
G30055SF218	G30055SF228	55	230	250	275				206.5	151.5		
G30061SF218	G30061SF228	61	220	240	250	1900			209.5	154.5		
G30073SF218	G30073SF228	73	205	225	230	1900			217.5	162.5	G1 1/4"	G1"

ASAE EHASS YENİ K GÖVDE TEK YÖNLÜ (RAKORLU-F8)



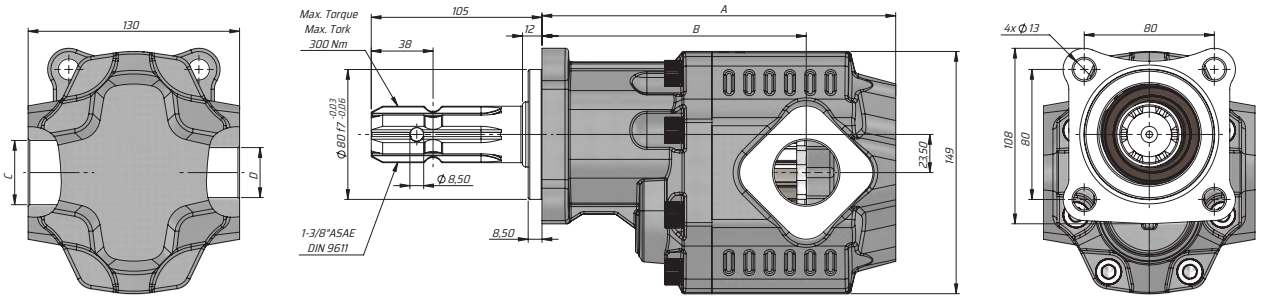

Kod Code		İletim hacmi Displacement	Max. Sürekli Basıncı Max. Continuous pressure	Maks. Aralıklı Basınç Max. Intermittent Pressure	Maks. Anlık Basınç Max. Peak Pressure	Maks. Sürekli Hız Max. Continuous Speed	Maks. Aralıklı Hız Max.Intermittent Speed	Min. Hız Min. Speed	A	B	Sol/Left-Sağ/Right Giriş Inlet	Çıkış Outlet
Sol/Left	Sağ/Right	(cm³/rev)	(100%)(BAR)	(20 sec.max)(BAR)	(6 sec.max)(BAR)	(RPM)	(RPM)	RPM	(mm)	(mm)	C	D
G30027SF818	G30027SF828	27	290	315	325	2500	3000	300	187.5	139.5	G3/4"	G1/2"
G30034SF818	G30034SF828	34	280	300	310	2200	2800		192.5	144.5		G3/4"
G30038SF818	G30038SF828	38							195.5	147.5		
G30043SF818	G30043SF828	43	270	290	300	2000	2500		198.5	150.5		
G30051SF818	G30051SF828	51	240	260	280				203.5	147.5	G1"	
G30055SF818	G30055SF828	55	230	250	275				206.5	151.5		
G30061SF818	G30061SF828	61	220	240	250	1900			209.5	154.5		
G30073SF818	G30073SF828	73	205	225	230	1900			217.5	162.5	G1 1/4"	G1"

KAZEL HYDRAULIC EQUIPMENTS

TECHNICAL DATA
TEKNİK DATALAR

30 SERIES EHASS GEAR PUMP
30 SERİSİ EHASS DİŞLİ POMPA

ISO EHASS NEW K BODY UNIDIRECTIONAL (GLANDED-F1)

ISO EHASS YENİ K GÖVDE TEK YÖNLÜ (RAKORLU-F1)

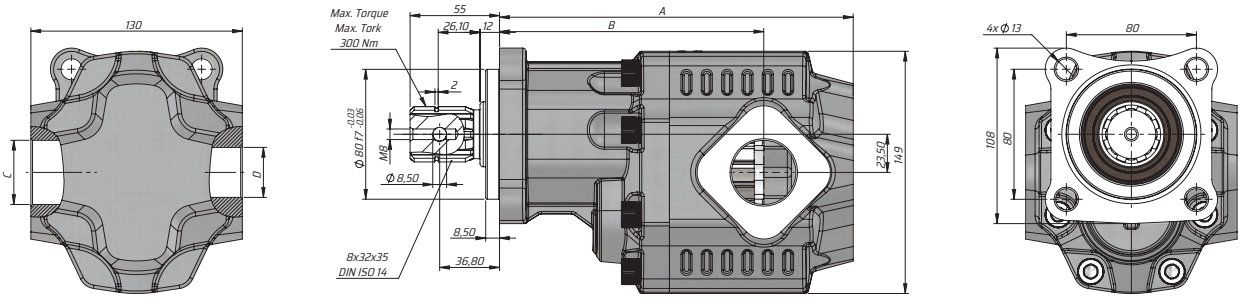

Kod Code		İletim hacmi Displacement	Max. Sürekli Basıncı Max. Continuous pressure	Maks. Aralıklı Basınç Max. Intermittent Pressure	Maks. Anlık Basınç Max. Peak Pressure	Maks. Sürekli Hız Max. Continuous Speed	Maks. Aralıklı Hız Max.Intermittent Speed	Min. Hız Min. Speed	A	B	Sol/Left-Sağ/Right Giriş Inlet	Sol/Left-Sağ/Right Çıkış Outlet
Sol/Left	Sağ/Right	(cm³/rev)	(100%)(BAR)	(20 sec.max)(BAR)	(6 sec.max)(BAR)	(RPM)	(RPM)	RPM	(mm)	(mm)	C	D
G30027SF118	G30027SF128	27	290	315	325	2500	3000	300	187.5	139.5	G3/4"	G1/2"
G30034SF118	G30034SF128	34	280	300	310	2200	2800		192.5	144.5		G3/4"
G30038SF118	G30038SF128	38							195.5	147.5		
G30043SF118	G30043SF128	43	270	290	300	2000	2500		198.5	150.5		
G30051SF118	G30051SF128	51	240	260	280				203.5	147.5	G1"	
G30055SF118	G30055SF128	55	230	250	275				206.5	151.5		
G30061SF118	G30061SF128	61	220	240	250	1900			209.5	154.5		
G30073SF118	G30073SF128	73	205	225	230	1900			217.5	162.5	G1 1/4"	G1"

TRC EHASS YENİ K GÖVDE TEK YÖNLÜ (RAKORLU-F3)

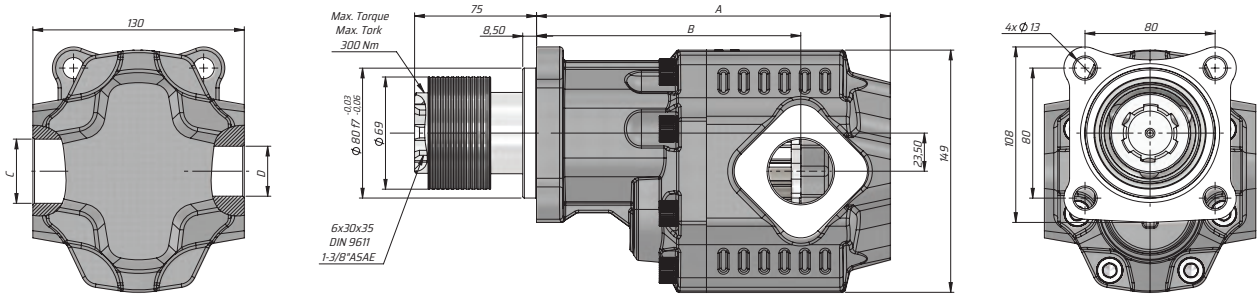

Kod Code		İletim hacmi Displacement	Max. Sürekli Basıncı Max. Continuous pressure	Maks. Aralıklı Basınç Max. Intermittent Pressure	Maks. Anlık Basınç Max. Peak Pressure	Maks. Sürekli Hız Max. Continuous Speed	Maks. Aralıklı Hız Max.Intermittent Speed	Min. Hız Min. Speed	A	B	Sol/Left-Sağ/Right Giriş Inlet	Çıkış Outlet
Sol/Left	Sağ/Right	(cm³/rev)	(100%)(BAR)	(20 sec.max)(BAR)	(6 sec.max)(BAR)	(RPM)	(RPM)	RPM	(mm)	(mm)	C	D
G30027SF318	G30027SF328	27	290	315	325	2500	3000	300	187.5	139.5	G3/4"	G1/2"
G30034SF318	G30034SF328	34	280	300	310	2200	2800		192.5	144.5		G3/4"
G30038SF318	G30038SF328	38							195.5	147.5		
G30043SF318	G30043SF328	43	270	290	300	2000	2500		198.5	150.5		
G30051SF318	G30051SF328	51	240	260	280				203.5	147.5	G1"	
G30055SF318	G30055SF328	55	230	250	275				206.5	151.5		
G30061SF318	G30061SF328	61	220	240	250	1900			209.5	154.5		
G30073SF318	G30073SF328	73	205	225	230	1900			217.5	162.5	G1 1/4"	G1"

KAZEL HYDRAULIC EQUIPMENTS

TECHNICAL DATA
TEKNİK DATALAR

30 SERIES EHASS GEAR PUMP
30 SERİSİ EHASS DİŞLİ POMPA

UNI EHASS NEW K BODY UNIDIRECTIONAL (WITH GLAND-F4)

UNI EHASS YENİ K GÖVDE TEK YÖNLÜ (RAKORLU-F4)

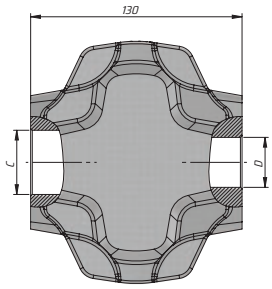

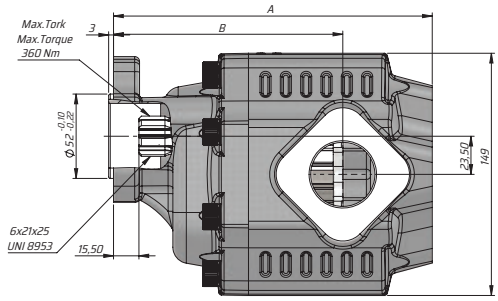

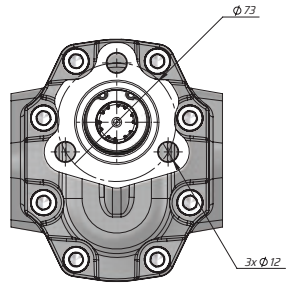

Kod Code		İletim hacmi Displacement	Max. Sürekli Basıncı Max. Continuous pressure	Maks. Aralıklı Basınç Max. Intermittent Pressure	Maks. Anlık Basınç Max. Peak Pressure	Maks. Sürekli Hız Max. Continuous Speed	Maks. Aralıklı Hız Max.Intermittent Speed	Min. Hız Min. Speed	A	B	Sol/Left-Sağ/Right Giriş Inlet	Sol/Left-Sağ/Right Çıkış Outlet
Sol/Left	Sağ/Right	(cm³/rev)	(100%)(BAR)	(20 sec.max)(BAR)	(6 sec.max)(BAR)	(RPM)	(RPM)	RPM	(mm)	(mm)	C	D
G30027UF418	G30027UF428	27	290	315	325	2500	3000	300	166	118	G3/4"	G1/2"
G30034UF418	G30034UF428	34	280	300	310	2200	2800		171	123		G3/4"
G30038UF418	G30038UF428	38							174	126		
G30043UF418	G30043UF428	43	270	290	300	2000	2500		177	129		
G30051UF418	G30051UF428	51	240	260	280				182	126	G1"	
G30055UF418	G30055UF428	55	230	250	275				185	130		
G30061UF418	G30061UF428	61	220	240	250	1900			188	133		
G30073UF418	G30073UF428	73	205	225	230	1900			196	141	G1 1/4"	G1"

UNI EHASS NEW K BODY UNIDIRECTIONAL (WITH GLAND-K5)

UNI EHASS YENİ K GÖVDE TEK YÖNLÜ (RAKORLU-K5)

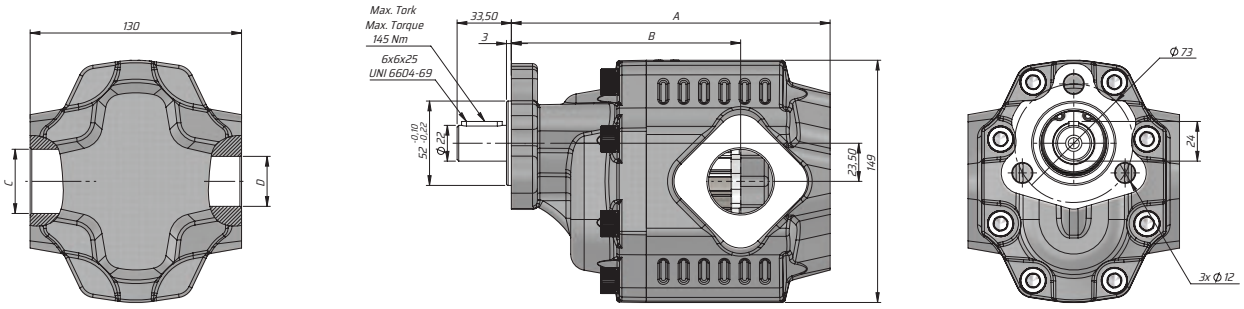

Kod Code		İletim hacmi Displacement	Max. Sürekli Basıncı Max. Continuous pressure	Maks. Aralıklı Basınç Max. Intermittent Pressure	Maks. Anlık Basınç Max. Peak Pressure	Maks. Sürekli Hız Max. Continuous Speed	Maks. Aralıklı Hız Max.Intermittent Speed	Min. Hız Min. Speed	A	B	Sol/Left-Sağ/Right Giriş Inlet	Çıkış Outlet
Sol/Left	Sağ/Right	(cm³/rev)	(100%)(BAR)	(20 sec.max)(BAR)	(6 sec.max)(BAR)	(RPM)	(RPM)	RPM	(mm)	(mm)	C	D
G30027UK518	G30027UK528	27	290	315	325	2500	3000	300	166	118	G3/4"	G1/2"
G30034UK518	G30034UK528	34	280	300	310	2200	2800		171	123		G3/4"
G30038UK518	G30038UK528	38							174	126		
G30043UK518	G30043UK528	43	270	290	300	2000	2500		177	129		
G30051UK518	G30051UK528	51	240	260	280				182	126	G1"	
G30055UK518	G30055UK528	55	230	250	275				185	130		
G30061UK518	G30061UK528	61	220	240	250	1900			188	133		
G30073UK518	G30073UK528	73	205	225	230	1900			196	141	G1 1/4"	G1"

30 SERİSİ TANDEM DİŞLİ POMPA

30 SERIES TANDEM GEAR PUMP

KAZELOGLU.COM.TR

KAZEL®
HYDRAULIC EQUIPMENTS

KAZEL HYDRAULIC EQUIPMENTS

CODING SYSTEM
KODLAMA SİSTEMİ

30 SERIES EHASS TANDEM GEAR PUMP
30 SERİSİ EHASS TANDEM DİŞLİ POMPA

TANDEM KODLAMA SİSTEMİ

1.POMPA
1.PUMP

2.POMPA
2.PUMP

G	T	30							
ÜRÜN TİPİ PRODUCT TYPE	**TANDEM**	**POMPA SERİSİ** PUMP SERIES	**1.POMPA** 1.PUMP LT	**KAPAK TİPİ** COVER TYPE	**ŞAFT TİPİ** SHAFT TYPE	**DÖNÜŞ YÖNÜ** ROTATION	**GİRİŞ ÇIKIŞ DELİKLERİ** INLET OUTLET PORTS	**2.POMPA** SECONT STAGE	**2.POMPA** SECONT STAGE LT

20	**Serisi** Series
30	**Serisi** Series

1	**SOL** LEFT
2	**SAĞ** RIGHT
3	**ÇİFT YÖNLÜ** BI-DIRECTIONAL

1	**Rakorlu Bağlantı**
2	**Adaptörlü Bağlantılı** Adapter Connection

*

17	**17.04** cm³/rev
22	**22.15** cm³/rev
27	**27.3** cm³/rev
34	**33.8** cm³/rev
36	**35.8** cm³/rev
38	**38.2** cm³/rev
43	**43.8** cm³/rev
51	**50.82** cm³/rev
61	**61.95** cm³/rev
73	**72.88** cm³/rev
82	**82.13** cm³/rev
100	**98.18** cm³/rev
125	**122.72** cm³/rev

Bk. Sayfa
See Page

S	**4 Delikli ISO** 4 Holes ISO
U	**3 Delikli UNI** 3 Holes UNI
F	**3 Delikli F-UNI** 3 Holes F-UNI
K	**4 Delikli K** 4 Holes K
B	**2+4 SAE B** 2+4 SAE B

Bk. Sayfa
See Page

F1	**8x32x36 DIN 5462**
F2	**1-3/8" ASAE DIN 9611**
F3	**1-3/8" ASAE DIN 9611**
F8	**1-3/8" ASAE DIN 9611**
F4	**6x21x25 21 UNI 222**
F5	**13 Teeth SAE J498B**
F6	**15 Teeth SAE J498B**
K1	**6.35x6.35x25.4 Kamalı Şaft** Keyed Shaft
K2	**4.79x4.76x32 Kamalı Şaft** Keyed Shaft
K3	**6.35x6.35x31.8 Kamalı Şaft** Keyed Shaft
K4	**6x6x25 Kamalı Şaft** Keyed Shaft
K5	**6x6x25 Kamalı Şaft** Keyed Shaft
K6	**1:8 Konik Kamalı Şaft** Tapered Keyed Shaft

Bk. Sayfa
See Page

* ***Litrelere göre bağlantı tipleri tabloda gösterilmiştir.***

* *All liters are listed in tables as connection types*

TEK VE ÇİFT YÖNLÜ RAKOR BAĞLANTILI TANDEM DİŞLİ POMPA

SINGLE & BI-DIRECTIONAL TANDEM GEAR PUMP WITH PIPE THREAD

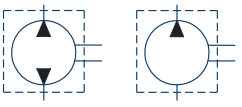

HİDROLİK SEMBOL
HYDRAULIC SYMBOL

Fluid	Mineral or synthetic compatible with the following seals: NBR, FKM, FPM, Nylon				
Kinematic viscosity suggested	Average ambient temp. (°C)	< -10	-10÷10	10÷35	> 35
	VG (cSt = mm²/s)	22	32	46	68
Optimale kinematic viscosity			VG= 10 cSt ÷ 100 cSt		
Max kinematic viscosity suggested at the start-up			VG= 750 cSt		
Viscosity index suggested VI > 100		Working temperature -15°C +100°C			
Oil filtering			> 200 bar: 10 µm < 200 bar: 25 µm		
Inlet pressure			-0,3 ÷ 2 bar		

TEK VE ÇİFT YÖNLÜ ADAPTÖR BAĞLANTILI TANDEM DİŞLİ POMPA

SINGLE & BI-DIRECTIONAL TANDEM GEAR PUMP WITH ADAPTER CONNECTION

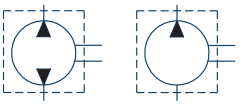

HİDROLİK SEMBOL
HYDRAULIC SYMBOL

Fluid	Mineral or synthetic compatible with the following seals: NBR, FKM, FPM, Nylon				
Kinematic viscosity suggested	Average ambient temp. (°C)	< -10	-10÷10	10÷35	> 35
	VG (cSt = mm²/s)	22	32	46	68
Optimale kinematic viscosity			VG= 10 cSt ÷ 100 cSt		
Max kinematic viscosity suggested at the start-up			VG= 750 cSt		
Viscosity index suggested VI > 100		Working temperature -15°C +100°C			
Oil filtering			> 200 bar: 10 µm < 200 bar: 25 µm		
Inlet pressure			-0,3 ÷ 2 bar		

KAZEL HYDRAULIC EQUIPMENTS

TECHNICAL DATA
TEKNİK DATALAR

30 SERIES TANDEM GEAR PUMP
30 SERİSİ TANDEM DİŞLİ POMPA

ASAE EHASS BIDIRECTIONAL TANDEM (WITH ADAPTER-F2)

ASAE EHASS ÇİFT YÖNLÜ TANDEM (ADAPTÖRLÜ-F2)



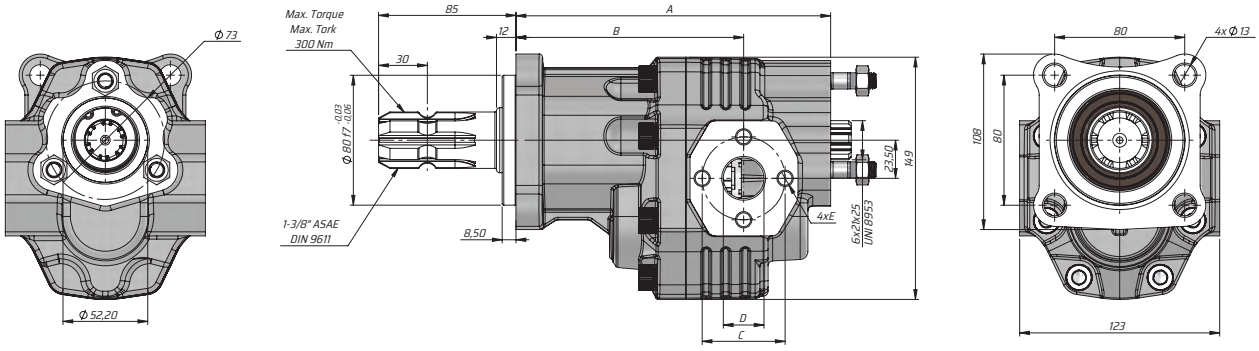

Kod Code	İletim hacmi Displacement	Max. Sürekli Basıncı Max. Continuous pressure	Maks. Aralıklı Basınç Max. Intermittent Pressure	Maks. Anlık Basınç Max. Peak Pressure	Maks. Sürekli Hız Max. Continuous Speed	Maks. Aralıklı Hız Max.Intermittent Speed	Min. Hız Min. Speed	A	B	Giriş Inlet			Çıkış Outlet		
BD	(cm³/rev)	(100%)(BAR)	(20 sec.max)(BAR)	(6 sec.max)(BAR)	(RPM)	(RPM)	RPM	(mm)	(mm)	C			D		
GT30034SF232	34	280	300	310	2200	2800	300	193.5	140	51	25	M10	51	25	M10
GT30036SF232	36							195							
GT30038SF232	38							195							
GT30043SF232	43	270	290	300	2000	2500		199.5							

ASAE EHASS BIDIRECTIONAL TANDEM (WITH ADAPTER-F8)

ASAE EHASS ÇİFT YÖNLÜ TANDEM (ADAPTÖRLÜ-F8)

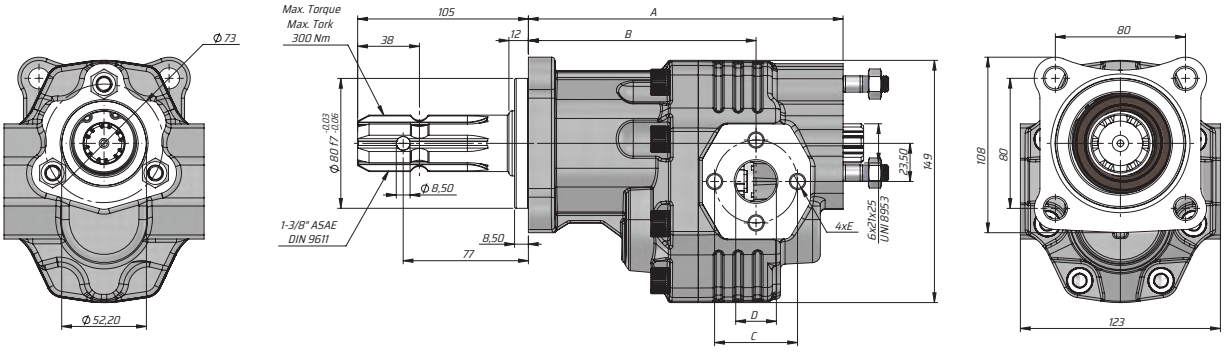

Kod Code	İletim hacmi Displacement	Max. Sürekli Basıncı Max. Continuous pressure	Maks. Aralıklı Basınç Max. Intermittent Pressure	Maks. Anlık Basınç Max. Peak Pressure	Maks. Sürekli Hız Max. Continuous Speed	Maks. Aralıklı Hız Max. Intermittent Speed	Min. Hız Min. Speed	A	B	Giriş Inlet			Çıkış Outlet		
BD	(cm³/rev)	(100%)(BAR)	(20 sec.max)(BAR)	(6 sec.max)(BAR)	(RPM)	(RPM)	(RPM)	(mm)	(mm)	C	D	E	C	D	E
GT30034SF832	34	280	300	310	2200	2800	300	193,5	140	51	25	M10	51	25	M10
GT30036SF832	36							195							
GT30038SF832	38							195							
GT30043SF832	43	270	290	300	2000	2500		199,5							

KAZEL HYDRAULIC EQUIPMENTS

TECHNICAL DATA
TEKNİK DATALAR

30 SERIES TANDEM GEAR PUMP
30 SERİSİ TANDEM DİŞLİ POMPA

ISO EHASS DUAL DIRECTION TANDEM (WITH ADAPTER-F1)

ISO EHASS ÇİFT YÖNLÜ TANDEM (ADAPTÖRLÜ-F1)

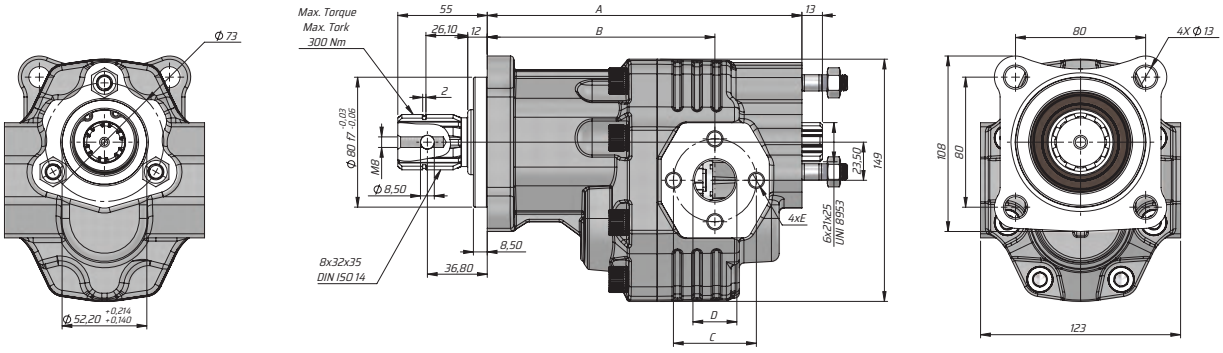

Kod Code			İletim Hacmi Displacement	Maks.Sürekli Basınç Max.Continuous Pressure	Hız Aralığı Speed Range (Dev/Dak)-(Rev/Min)		A	B	Sol/Left - Sağ/Right						BD					
									GİRİŞ Inlet			ÇIKIŞ Outlet			GİRİŞ Inlet			ÇIKIŞ Outlet		
Sol/Left	Sağ/Right	BD	(cm³/rev)	(BAR)	Min.	Max. Continuous	(mm)	(mm)	C	D	E	F	G	H	C	D	E	F	G	H
GT30034SF112	GT30034SF122	GT30034SF132	34	285	300	2900	193,5	140	51	25	M10	51	25	M10	51	25	M10	51	25	M10
GT30036SF112	GT30036SF122	GT30036SF132	36				195													
GT30038SF112	GT30038SF122	GT30038SF132	38				195													
GT30043SF112	GT30043SF122	GT30043SF132	43	280		2600	199,5													

TRC EHASS ÇİFT YÖNLÜ TANDEM (ADAPTÖRLÜ-F3)

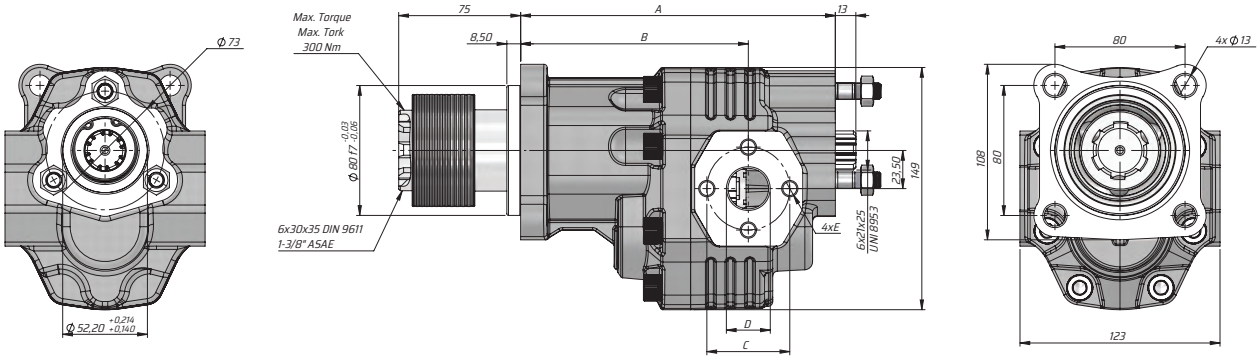

Kod Code	İletim hacmi Displacement	Max. Sürekli Basıncı Max. Continuous pressure	Maks. Aralıklı Basınç Max. Intermittent Pressure	Maks. Anlık Basınç Max. Peak Pressure	Maks. Sürekli Hız Max. Continuous Speed	Maks. Aralıklı Hız Max. Intermittent Speed	Min. Hız Min. Speed	A	B	Giriş Inlet			Çıkış Outlet		
BD	(cm³/rev)	(100%)(BAR)	(20 sec.max)(BAR)	(6 sec.max)(BAR)	(RPM)	(RPM)	(RPM)	(mm)	(mm)	C	D	E	C	D	E
GT30034SF332	34	280	300	310	2200	2800	300	193,5	140	51	25	M10	51	25	M10
GT30036SF332	36							195							
GT30038SF332	38							195							
GT30043SF332	43	270	290	300	2000	2500		199,5							

KAZEL HYDRAULIC EQUIPMENTS

TECHNICAL DATA
TEKNİK DATALAR

30 SERIES TANDEM GEAR PUMP
30 SERİSİ TANDEM DİŞLİ POMPA

UNI EHASS BIDIRECTIONAL TANDEM (WITH ADAPTER-F4)

UNI EHASS ÇİFT YÖNLÜ TANDEM (ADAPTÖRLÜ-F4)

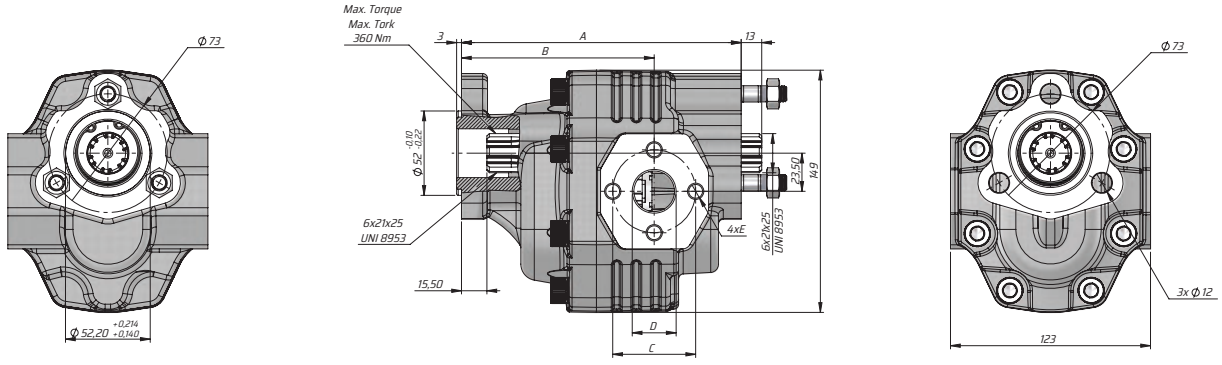

Kod Code	İletim hacmi Displacement	Max. Sürekli Basıncı Max. Continuous pressure	Maks. Aralıklı Basınç Max. Intermittent Pressure	Maks. Anlık Basınç Max. Peak Pressure	Maks. Sürekli Hız Max. Continuous Speed	Maks. Aralıklı Hız Max. Intermittent Speed	Min. Hız Min. Speed	A	B	Giriş Inlet			Çıkış Outlet		
BD	(cm³/rev)	(100%)(BAR)	(20 sec.max)(BAR)	(6 sec.max)(BAR)	(RPM)	(RPM)	(RPM)	(mm)	(mm)	C	D	E	C	D	E
GT30034UF432	34	280	300	310	2200	2800	300	172	118,5	51	25	M10	51	25	M10
GT30036UF432	36							173,5							
GT30038UF432	38							173,5							
GT30043UF432	43	270	290	300	2000	2500		178							

F-UNI EHASS ÇİFT YÖNLÜ TANDEM (ADAPTÖRLÜ-K4)

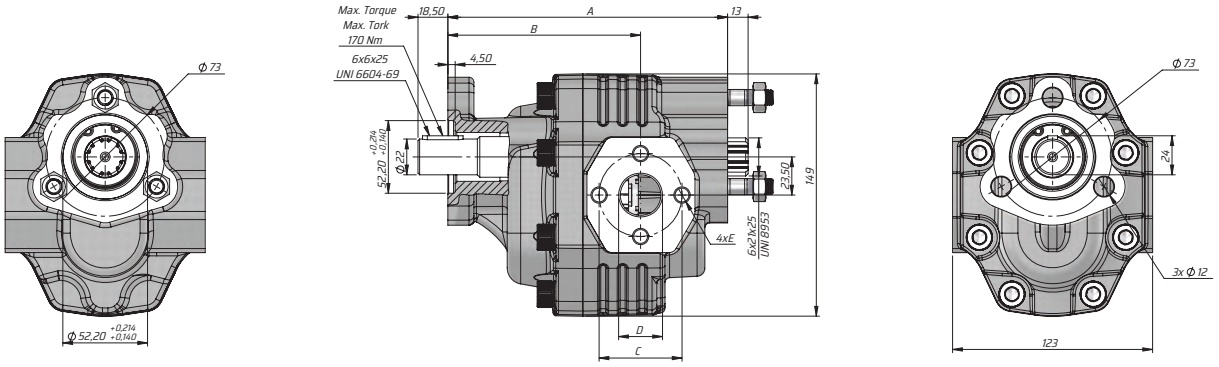

Kod Code	İletim hacmi Displacement	Max. Sürekli Basıncı Max. Continuous pressure	Maks. Aralıklı Basınç Max. Intermittent Pressure	Maks. Anlık Basınç Max. Peak Pressure	Maks. Sürekli Hız Max. Continuous Speed	Maks. Aralıklı Hız Max. Intermittent Speed	Min. Hız Min. Speed	A	B	Giriş Inlet			Çıkış Outlet		
BD	(cm³/rev)	(100%)(BAR)	(20 sec.max)(BAR)	(6 sec.max)(BAR)	(RPM)	(RPM)	(RPM)	(mm)	(mm)	C	D	E	C	D	E
GT30034FK432	34	280	300	310	2200	2800	300	172	118,5	51	25	M10	51	25	M10
GT30036FK432	36							195							
GT30038FK432	38							195							
GT30043FK432	43	270	290	300	2000	2500		199,5							

KAZEL HYDRAULIC EQUIPMENTS

TECHNICAL DATA
TEKNİK DATALAR

30 SERIES TANDEM GEAR PUMP
30 SERİSİ TANDEM DİŞLİ POMPA

K EHASS BIDIRECTIONAL TANDEM (WITH ADAPTER-K6)

K EHASS ÇİFT YÖNLÜ TANDEM (ADAPTÖRLÜ-K6)

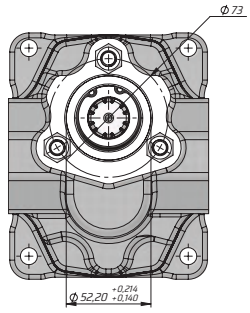

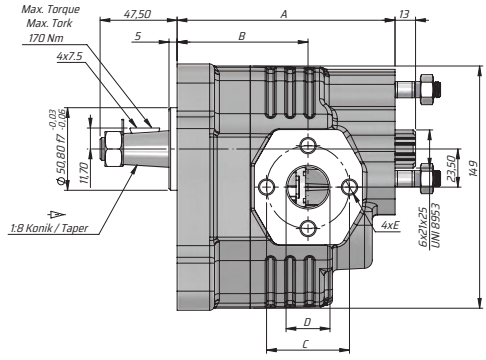

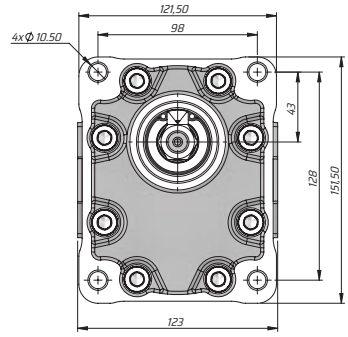

Kod Code	İletim hacmi Displacement	Max. Sürekli Basıncı Max. Continuous pressure	Maks. Aralıklı Basınç Max. Intermittent Pressure	Maks. Anlık Basınç Max. Peak Pressure	Maks. Sürekli Hız Max. Continuous Speed	Maks. Aralıklı Hız Max. Intermittent Speed	Min. Hız Min. Speed	A	B	Giriş Inlet			Çıkış Outlet		
BD	(cm³/rev)	(100%)(BAR)	(20 sec.max)(BAR)	(6 sec.max)(BAR)	(RPM)	(RPM)	(RPM)	(mm)	(mm)	C	D	E	C	D	E
GT30034KK632	34	280	300	310	2200	2800	300	134	80,5	51	25	M10	51	25	M10
GT30036KK632	36							135,5							
GT30038KK632	38							135,5							
GT30043KK632	43	270	290	300	2000	2500		140							

SAE B EHASS ÇİFT YÖNLÜ TANDEM (ADAPTÖRLÜ-F5)



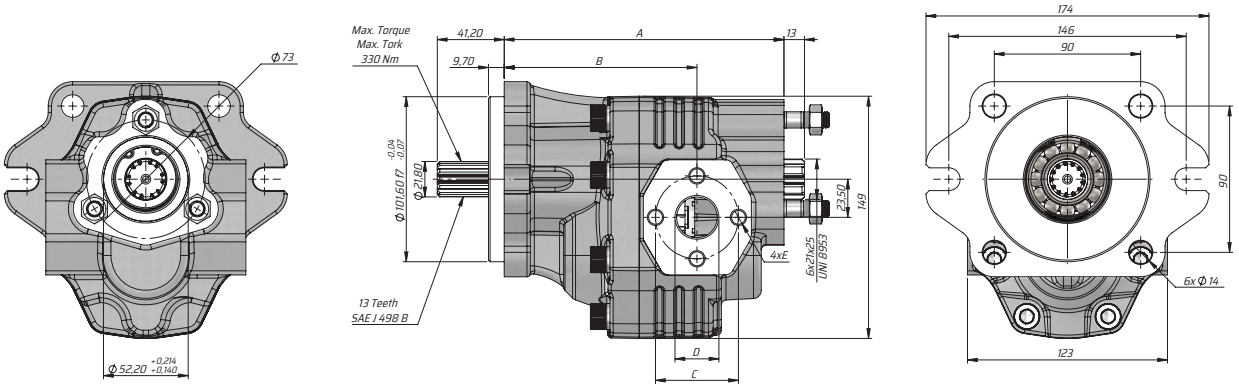

Kod Code	İletim hacmi Displacement	Max. Sürekli Basıncı Max. Continuous pressure	Maks. Aralıklı Basınç Max. Intermittent Pressure	Maks. Anlık Basınç Max. Peak Pressure	Maks. Sürekli Hız Max. Continuous Speed	Maks. Aralıklı Hız Max. Intermittent Speed	Min. Hız Min. Speed	A	B	Giriş Inlet			Çıkış Outlet		
BD	(cm³/rev)	(100%)(BAR)	(20 sec.max)(BAR)	(6 sec.max)(BAR)	(RPM)	(RPM)	(RPM)	(mm)	(mm)	C	D	E	C	D	E
GT30034BF532	34	280	300	310	2200	2800	300	172	118,5	51	25	M10	51	25	M10
GT30036BF532	36							195							
GT30038BF532	38							195							
GT30043BF532	43	270	290	300	2000	2500		199,5							

KAZEL HYDRAULIC EQUIPMENTS

TECHNICAL DATA
TEKNİK DATALAR

30 SERIES TANDEM GEAR PUMP
30 SERİSİ TANDEM DİŞLİ POMPA

SAE B EHASS BIDIRECTIONAL TANDEM (WITH ADAPTER-F6)

SAE B EHASS ÇİFT YÖNLÜ TANDEM (ADAPTÖRLÜ-F6)

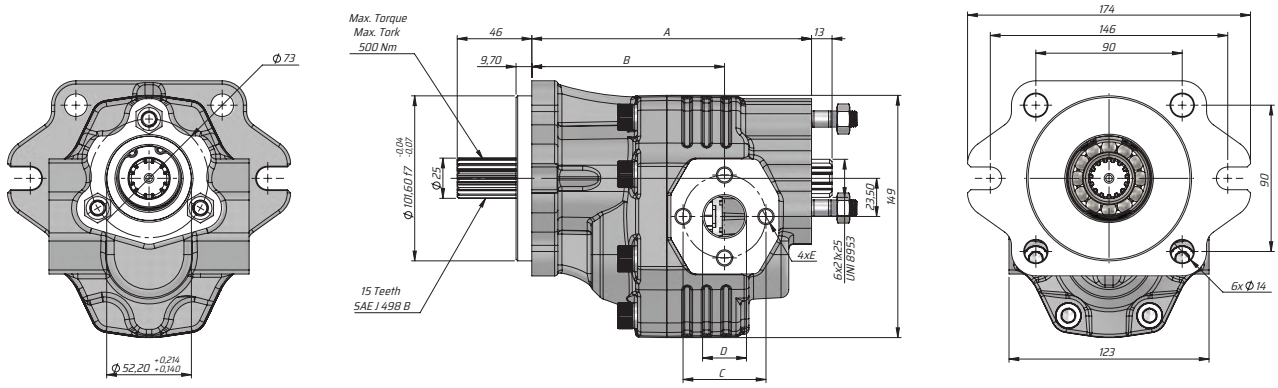

Kod Code	İletim hacmi Displacement	Max. Sürekli Basıncı Max. Continuous pressure	Maks. Aralıklı Basınç Max. Intermittent Pressure	Maks. Anlık Basınç Max. Peak Pressure	Maks. Sürekli Hız Max. Continuous Speed	Maks. Aralıklı Hız Max. Intermittent Speed	Min. Hız Min. Speed	A	B	Giriş Inlet			Çıkış Outlet		
BD	(cm³/rev)	(100%)(BAR)	(20 sec.max)(BAR)	(6 sec.max)(BAR)	(RPM)	(RPM)	(RPM)	(mm)	(mm)	C	D	E	C	D	E
GT30034BF632	34	280	300	310	2200	2800	300	172	118,5	51	25	M10	51	25	M10
GT30036BF632	36							195							
GT30038BF632	38							195							
GT30043BF632	43	270	290	300	2000	2500		199,5							

SAE B EHASS BIDIRECTIONAL TANDEM (WITH ADAPTER-K1)

SAE B EHASS ÇİFT YÖNLÜ TANDEM (ADAPTÖRLÜ-K1)



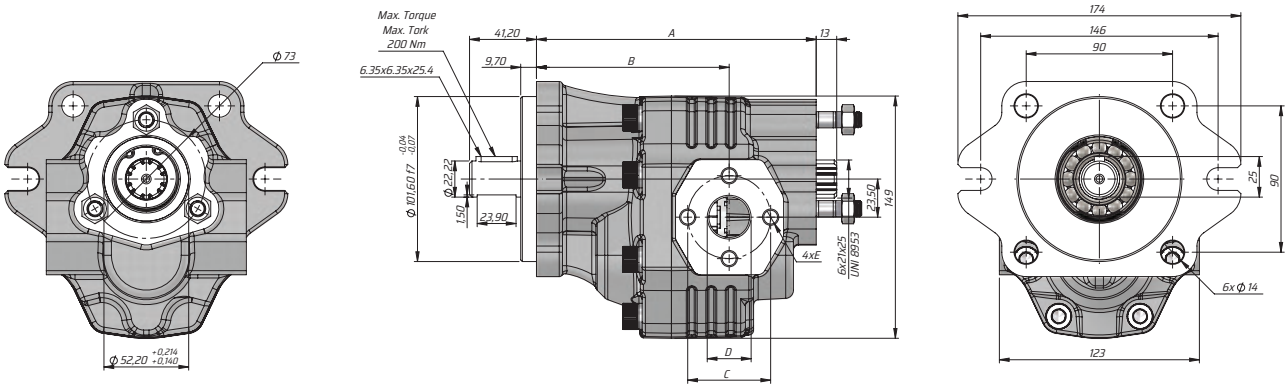

Kod Code	İletim hacmi Displacement	Max. Sürekli Basıncı Max. Continuous pressure	Maks. Aralıklı Basınç Max. Intermittent Pressure	Maks. Anlık Basınç Max. Peak Pressure	Maks. Sürekli Hız Max. Continuous Speed	Maks. Aralıklı Hız Max. Intermittent Speed	Min. Hız Min. Speed	A	B	Giriş Inlet			Çıkış Outlet		
BD	(cm³/rev)	(100%)(BAR)	(20 sec.max)(BAR)	(6 sec.max)(BAR)	(RPM)	(RPM)	(RPM)	(mm)	(mm)	C	D	E	C	D	E
GT30034BK132	34	280	300	310	2200	2800	300	172	118,5	51	25	M10	51	25	M10
GT30036BK132	36							195							
GT30038BK132	38							195							
GT30043BK132	43	270	290	300	2000	2500		199,5							

KAZEL HYDRAULIC EQUIPMENTS

TECHNICAL DATA
TEKNİK DATALAR

30 SERIES TANDEM GEAR PUMP
30 SERİSİ TANDEM DİŞLİ POMPA

SAE B EHASS BIDIRECTIONAL TANDEM (WITH ADAPTER-K2)

SAE B EHASS ÇİFT YÖNLÜ TANDEM (ADAPTÖRLÜ-K2)

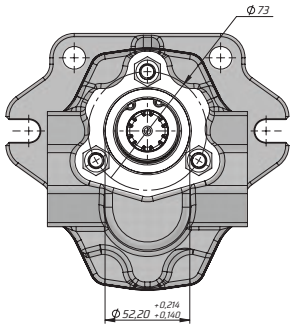

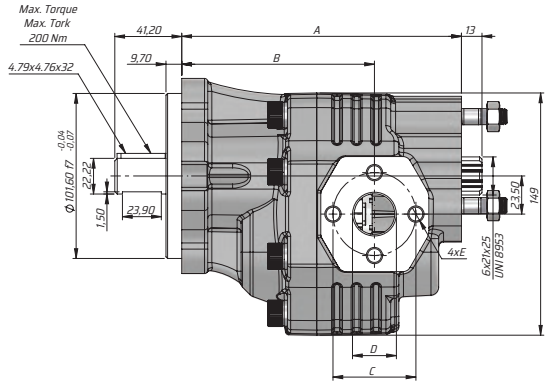

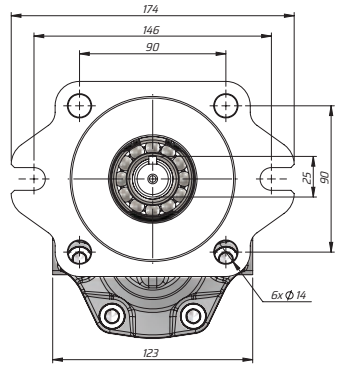

Kod Code	İletim hacmi Displacement	Max. Sürekli Basıncı Max. Continuous pressure	Maks. Aralıklı Basınç Max. Intermittent Pressure	Maks. Anlık Basınç Max. Peak Pressure	Maks. Sürekli Hız Max. Continuous Speed	Maks. Aralıklı Hız Max. Intermittent Speed	Min. Hız Min. Speed	A	B	Giriş Inlet			Çıkış Outlet		
BD	(cm³/rev)	(100%)(BAR)	(20 sec.max)(BAR)	(6 sec.max)(BAR)	(RPM)	(RPM)	(RPM)	(mm)	(mm)	C	D	E	C	D	E
GT30034BK232	34	280	300	310	2200	2800	300	172	118,5	51	25	M10	51	25	M10
GT30036BK232	36							195							
GT30038BK232	38							195							
GT30043BK232	43	270	290	300	2000	2500		199,5							

ASAE EHASS TANDEM (RAKORLU-F2)

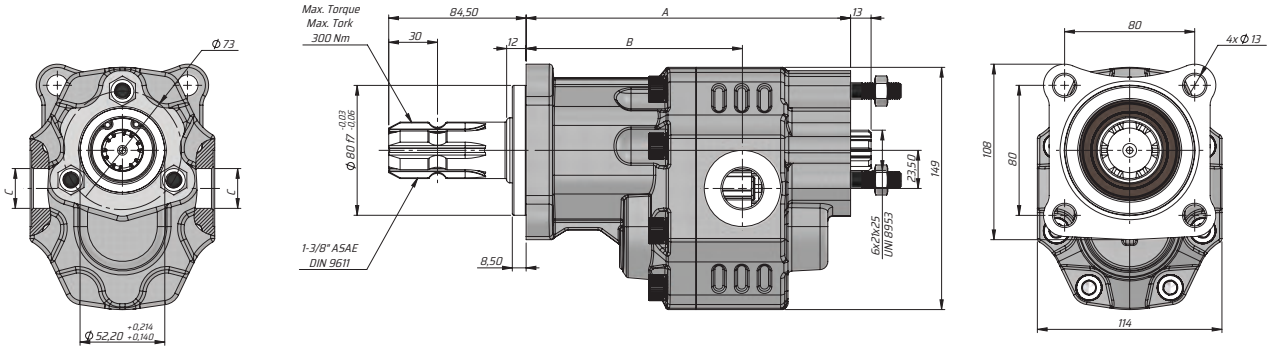

Kod Code	İletim hacmi Displace-ment	Max. Sürekli Basıncı Max. Continuous pressure	Maks. Aralıklı Basınç Max. Intermittent Pressure	Maks. Anlık Basınç Max. Peak Pressure	Maks. Sürekli Hız Max. Continu-ous Speed	Maks. Aralıklı Hız Max.Intermit-tent Speed	Min. Hız Min. Speed	A	B	Giriş Inlet	Çıkış Outlet
BD	(cm³/rev)	(100%)(BAR)	(20 sec.max)(BAR)	(6 sec.max)(BAR)	(RPM)	(RPM)	(RPM)	(mm)	(mm)	C	C
GT30017SF231	17	290	315	325	2500	3000	300	182,5	123,5	G1/2"	G1/2"
GT30022SF231	22							186,5	126,5		
GT30027SF231	27							188,5	126,5		
GT30034SF231	34	280	300	310	2200	2800		193,5	128,5	G3/4"	G3/4"
GT30036SF231	36							193,5	128,5		
GT30038SF231	38							193,5	128,5		
GT30043SF231	43	270	290	300	2000	2500		199,5	133		
GT30051SF231	51	240	260	280				204,5	134,5		
GT30061SF231	61	220	240	250	1800	2000		212,5	138,5	G1"	G1"
GT30073SF231	73	200	220	230	1600	1800		217,5	141		
GT30082SF231	82	190	210	220	1500			223,5	146		
GT30100SF231	100	180	200	220				236,5	160	G1 1/4"	G1 1/4"
GT30125SF231	125	160	180	200				252,5	164		

KAZEL HYDRAULIC EQUIPMENTS

TECHNICAL DATA
TEKNİK DATALAR

30 SERIES TANDEM GEAR PUMP
30 SERİSİ TANDEM DİŞLİ POMPA

ASAE EHASS TANDEM (GLANDED-F8)

ASAE EHASS TANDEM (RAKORLU-F8)



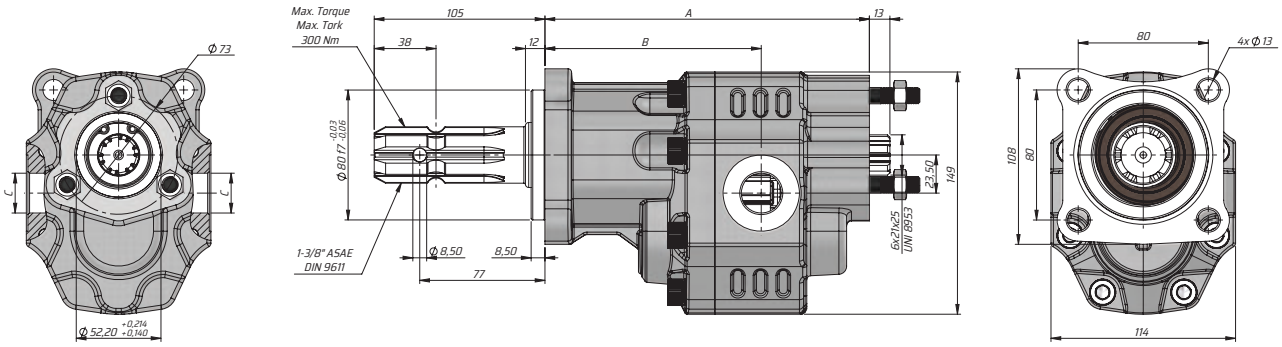

Kod Code	İletim hacmi Displacement	Max. Sürekli Basıncı Max. Continuous pressure	Maks. Aralıklı Basınç Max. Intermittent Pressure	Maks. Anlık Basınç Max. Peak Pressure	Maks. Sürekli Hız Max. Continuous Speed	Maks. Aralıklı Hız Max. Intermittent Speed	Min. Hız Min. Speed	A	B	Giriş Inlet	Çıkış Outlet
BD	(cm³/rev)	(100%)(BAR)	(20 sec.max)(BAR)	(6 sec.max)(BAR)	(RPM)	(RPM)	(RPM)	(mm)	(mm)	C	C
GT30017SF831	17	290	315	325	2500	3000	300	182,5	123,5	G1/2"	G1/2"
GT30022SF831	22							186,5	126,5		
GT30027SF831	27							188,5	126,5		
GT30034SF831	34	280	300	310	2200	2800		193,5	128,5	G3/4"	G3/4"
GT30036SF831	36							193,5	128,5		
GT30038SF831	38							193,5	128,5		
GT30043SF831	43	270	290	300	2000	2500		199,5	133		
GT30051SF831	51	240	260	280				204,5	134,5		
GT30061SF831	61	220	240	250	1800	2000		212,5	138,5	G1"	G1"
GT30073SF831	73	200	220	230	1600	1800		217,5	141		
GT30082SF831	82	190	210	220	1500			223,5	146		
GT30100SF831	100	180	200	220				236,5	160	G1 1/4"	G1 1/4"
GT30125SF831	125	160	180	200				252,5	164		

ISO EHASS TANDEM (RAKORLU-F1)

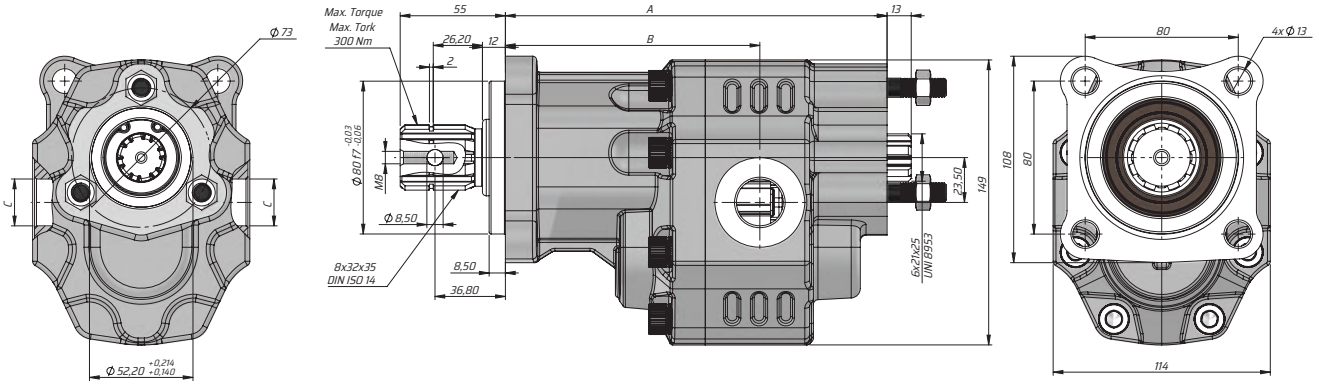

Kod Code	İletim hacmi Displace-ment	Max. Sürekli Basıncı Max. Continuous pressure	Maks. Aralıklı Basınç Max. Intermittent Pressure	Maks. Anlık Basınç Max. Peak Pressure	Maks. Sürekli Hız Max. Continu-ous Speed	Maks. Aralıklı Hız Max.Intermit-tent Speed	Min. Hız Min. Speed	A	B	Giriş Inlet	Çıkış Outlet
BD	(cm³/rev)	(100%)(BAR)	(20 sec.max)(BAR)	(6 sec.max)(BAR)	(RPM)	(RPM)	(RPM)	(mm)	(mm)	C	C
GT30017SF131	17	290	315	325	2500	3000	300	182.5	123.5	G1/2"	G1/2"
GT30022SF131	22							186.5	126.5		
GT30027SF131	27							188.5	126.5		
GT30034SF131	34	280	300	310	2200	2800		193.5	128.5	G3/4"	G3/4"
GT30036SF131	36							193.5	128.5		
GT30038SF131	38							193.5	128.5		
GT30043SF131	43	270	290	300	2000	2500		199.5	133		
GT30051SF131	51	240	260	280				204.5	134.5		
GT30061SF131	61	220	240	250	1800	2000		212.5	138.5	G1"	G1"
GT30073SF131	73	200	220	230	1600	1800		217.5	141		
GT30082SF131	82	190	210	220	1500			223.5	146		
GT30100SF131	100	180	200	220				236.5	160	G1 1/4"	G1 1/4"
GT30125SF131	125	160	180	200				252.5	164		

KAZEL HYDRAULIC EQUIPMENTS

TECHNICAL DATA
TEKNİK DATALAR

30 SERIES TANDEM GEAR PUMP
30 SERİSİ TANDEM DİŞLİ POMPA

TRC EHASS TANDEM (GLANDED-F3)

TRC EHASS TANDEM (RAKORLU-F3)

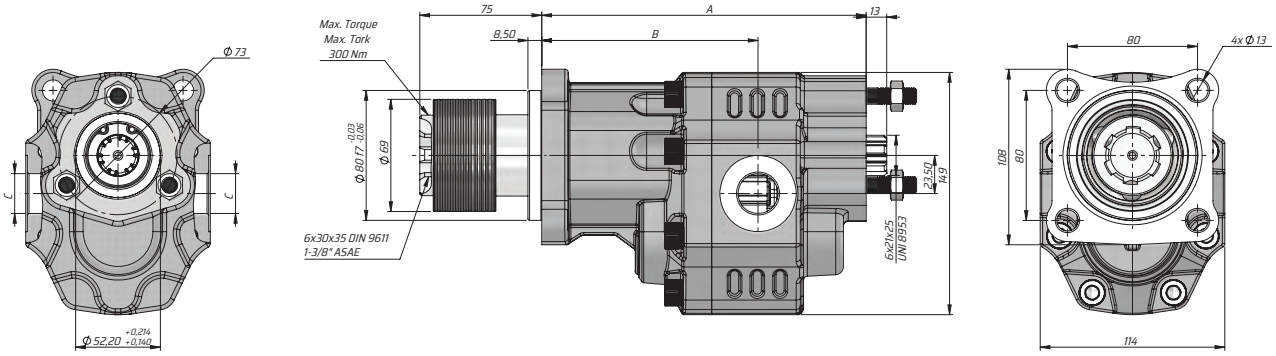

Kod Code	İletim hacmi Displacement	Max. Sürekli Basıncı Max. Continuous pressure	Maks. Aralıklı Basınç Max. Intermittent Pressure	Maks. Anlık Basınç Max. Peak Pressure	Maks. Sürekli Hız Max. Continuous Speed	Maks. Aralıklı Hız Max. Intermittent Speed	Min. Hız Min. Speed	A	B	Giriş Inlet	Çıkış Outlet
BD	(cm³/rev)	(100%)(BAR)	(20 sec.max)(BAR)	(6 sec.max)(BAR)	(RPM)	(RPM)	(RPM)	(mm)	(mm)	C	C
GT30017SF331	17	290	315	325	2500	3000	300	182,5	123,5	G1/2"	G1/2"
GT30022SF331	22							186,5	126,5		
GT30027SF331	27							188,5	126,5		
GT30034SF331	34	280	300	310	2200	2800		193,5	128,5	G3/4"	G3/4"
GT30036SF331	36							193,5	128,5		
GT30038SF331	38							193,5	128,5		
GT30043SF331	43	270	290	300	2000	2500		199,5	133		
GT30051SF331	51	240	260	280				204,5	134,5		
GT30061SF331	61	220	240	250	1800	2000		212,5	138,5	G1"	G1"
GT30073SF331	73	200	220	230	1600	1800		217,5	141		
GT30082SF331	82	190	210	220	1500			223,5	146		
GT30100SF331	100	180	200	220				236,5	160	G1 1/4"	G1 1/4"
GT30125SF331	125	160	180	200				252,5	164		

UNI EHASS TANDEM (RAKORLU-F4)

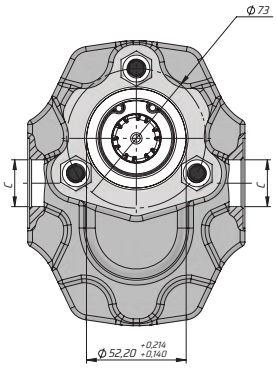

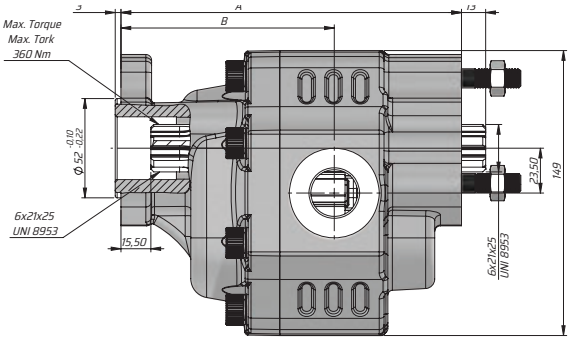

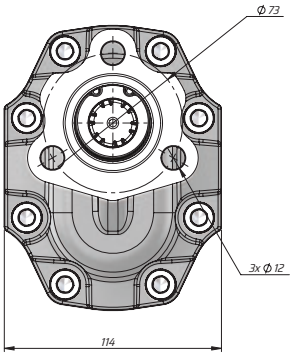

Kod Code	İletim hacmi Displace-ment	Max. Sürekli Basıncı Max. Continuous pressure	Maks. Aralıklı Basınç Max. Intermittent Pressure	Maks. Anlık Basınç Max. Peak Pressure	Maks. Sürekli Hız Max. Continu-ous Speed	Maks. Aralıklı Hız Max.Intermit-tent Speed	Min. Hız Min. Speed	A	B	Giriş Inlet	Çıkış Outlet
BD	(cm³/rev)	(100%)(BAR)	(20 sec.max)(BAR)	(6 sec.max)(BAR)	(RPM)	(RPM)	(RPM)	(mm)	(mm)	C	C
GT30017UF431	17	290	315	325	2500	3000	300	161	102	G1/2"	G1/2"
GT30022UF431	22							165	104		
GT30027UF431	27							167	104		
GT30034UF431	34	280	300	310	2200	2800		172	106	G3/4"	G3/4"
GT30036UF431	36							172	106		
GT30038UF431	38							172	106		
GT30043UF431	43	270	290	300	2000	2500		178	111.5		
GT30051UF431	51	240	260	280				183	113		
GT30061UF431	61	220	240	250	1800	2000		191	117	G1"	G1"
GT30073UF431	73	200	220	230	1600	1800		196	119,5		
GT30082UF431	82	190	210	220	1500			202	124,5		
GT30100UF431	100	180	200	220				215	138,5	G1 1/4"	G1 1/4"
GT30125UF431	125	160	180	200				231	142,5		

KAZEL HYDRAULIC EQUIPMENTS

TECHNICAL DATA
TEKNİK DATALAR

30 SERIES TANDEM GEAR PUMP
30 SERİSİ TANDEM DİŞLİ POMPA

F-UNI EHASS TANDEM (WITH GLAND-K4)

F-UNI EHASS TANDEM (RAKORLU-K4)

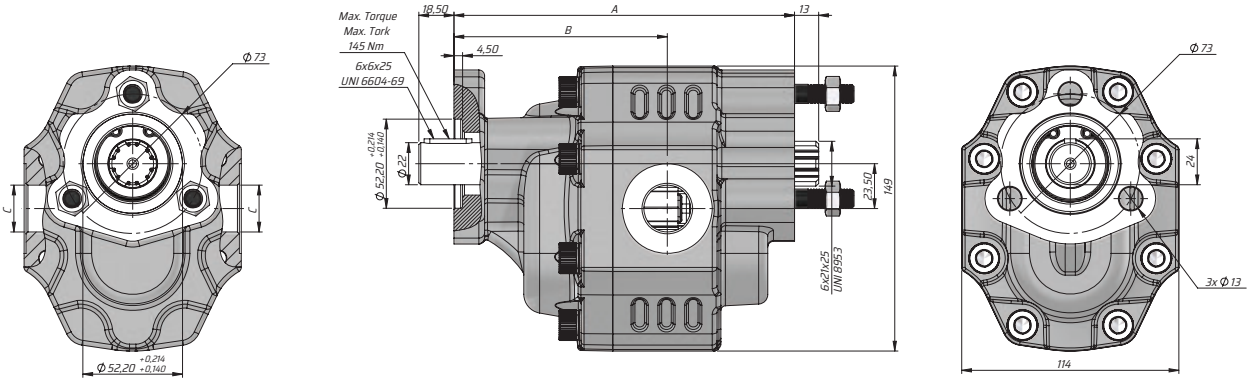

Kod Code	İletim hacmi Displacement	Max. Sürekli Basıncı Max. Continuous pressure	Maks. Aralıklı Basınç Max. Intermittent Pressure	Maks. Anlık Basınç Max. Peak Pressure	Maks. Sürekli Hız Max. Continuous Speed	Maks. Aralıklı Hız Max. Intermittent Speed	Min. Hız Min. Speed	A	B	Giriş Inlet	Çıkış Outlet
BD	(cm³/rev)	(100%)(BAR)	(20 sec.max)(BAR)	(6 sec.max)(BAR)	(RPM)	(RPM)	(RPM)	(mm)	(mm)	C	C
GT30017FK431	17	290	315	325	2500	3000	300	161	102	G1/2"	G1/2"
GT30022FK431	22							165	104		
GT30027FK431	27							167	104		
GT30034FK431	34	280	300	310	2200	2800		172	106	G3/4"	G3/4"
GT30036FK431	36							172	106		
GT30038FK431	38							172	106		
GT30043FK431	43	270	290	300	2000	2500		178	111.5		
GT30051FK431	51	240	260	280				183	113		
GT30061FK431	61	220	240	250	1800	2000		191	117	G1"	G1"
GT30073FK431	73	200	220	230	1600	1800		196	119,5		
GT30082FK431	82	190	210	220	1500			202	124,5		
GT30100FK431	100	180	200	220				215	138,5	G1 1/4"	G1 1/4"
GT30125FK431	125	160	180	200				231	142,5		

K EHASS TANDEM (RAKORLU-K6)



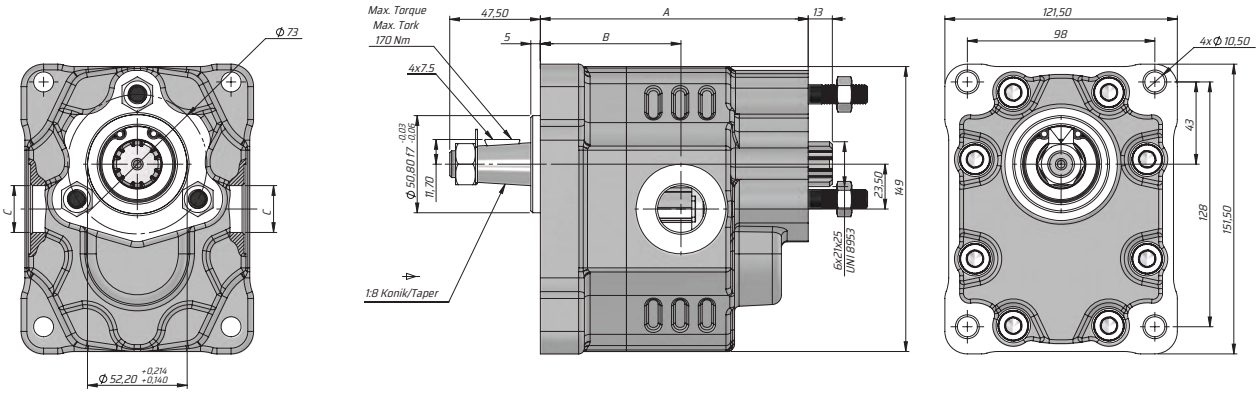

Kod Code	İletim hacmi Displace-ment	Max. Sürekli Basıncı Max. Continuous pressure	Maks. Aralıklı Basınç Max. Intermittent Pressure	Maks. Anlık Basınç Max. Peak Pressure	Maks. Sürekli Hız Max. Continu-ous Speed	Maks. Aralıklı Hız Max.Intermit-tent Speed	Min. Hız Min. Speed	A	B	Giriş Inlet	Çıkış Outlet
BD	(cm³/rev)	(100%)(BAR)	(20 sec.max)(BAR)	(6 sec.max)(BAR)	(RPM)	(RPM)	(RPM)	(mm)	(mm)	C	C
GT30017KK631	17	290	315	325	2500	3000	300	123	64	G1/2"	G1/2"
GT30022KK631	22							127	67		
GT30027KK631	27							129	67		
GT30034KK631	34	280	300	310	2200	2800		134	69	G3/4"	G3/4"
GT30036KK631	36							134	69		
GT30038KK631	38							136	69		
GT30043KK631	43	270	290	300	2000	2500		140	73,5		
GT30051KK631	51	240	260	280				145	75		
GT30061KK631	61	220	240	250	1800	2000		153	79	G1"	G1"
GT30073KK631	73	200	220	230	1600	1800		158	81,5		
GT30082KK631	82	190	210	220	1500			164	86,5		
GT30100KK631	100	180	200	220				177	100,5	G1 1/4"	G1 1/4"
GT30125KK631	125	160	180	200				193	104,5		

KAZEL HYDRAULIC EQUIPMENTS

TECHNICAL DATA
TEKNİK DATALAR

30 SERIES TANDEM GEAR PUMP
30 SERİSİ TANDEM DİŞLİ POMPA

SAE B EHASS TANDEM (GLANDED-F5)

SAE B EHASS TANDEM (RAKORLU-F5)

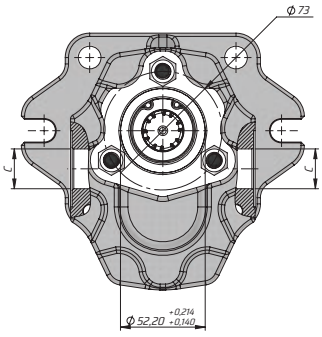

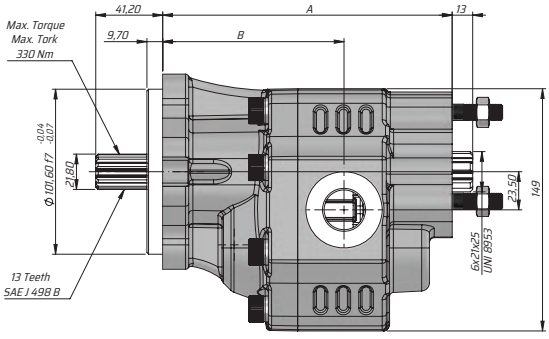

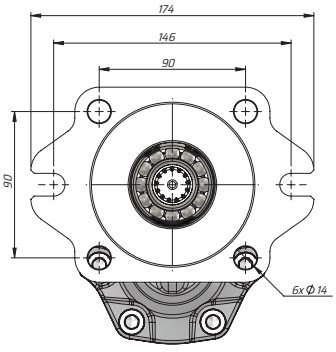

Kod Code	İletim hacmi Displacement	Max. Sürekli Basıncı Max. Continuous pressure	Maks. Aralıklı Basınç Max. Intermittent Pressure	Maks. Anlık Basınç Max. Peak Pressure	Maks. Sürekli Hız Max. Continuous Speed	Maks. Aralıklı Hız Max. Intermittent Speed	Min. Hız Min. Speed	A	B	Giriş Inlet	Çıkış Outlet
BD	(cm³/rev)	(100%)(BAR)	(20 sec.max)(BAR)	(6 sec.max)(BAR)	(RPM)	(RPM)	(RPM)	(mm)	(mm)	C	C
GT30017BF531	17	290	315	325	2500	3000	300	161	102	G1/2"	G1/2"
GT30022BF531	22							165	104		
GT30027BF531	27							167	104		
GT30034BF531	34	280	300	310	2200	2800		172	106	G3/4"	G3/4"
GT30036BF531	36							172	106		
GT30038BF531	38							172	106		
GT30043BF531	43	270	290	300	2000	2500		178	111.5		
GT30051BF531	51	240	260	280				183	113		
GT30061BF531	61	220	240	250	1800	2000		191	117	G1"	G1"
GT30073BF531	73	200	220	230	1600	1800		196	119,5		
GT30082BF531	82	190	210	220	1500			202	124,5		
GT30100BF531	100	180	200	220				215	138,5	G1 1/4"	G1 1/4"
GT30125BF531	125	160	180	200				231	142,5		

SAE B EHASS TANDEM (RAKORLU-F6)

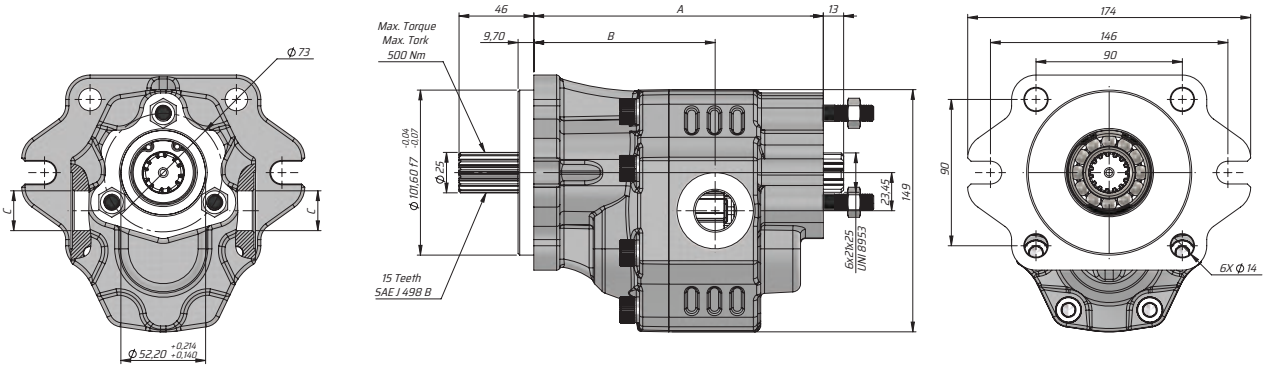

Kod Code	İletim hacmi Displacement	Max. Sürekli Basıncı Max. Continuous pressure	Maks. Aralıklı Basınç Max. Intermittent Pressure	Maks. Anlık Basınç Max. Peak Pressure	Maks. Sürekli Hız Max. Continuous Speed	Maks. Aralıklı Hız Max.Intermittent Speed	Min. Hız Min. Speed	A	B	Giriş Inlet	Çıkış Outlet
BD	(cm³/rev)	(100%)(BAR)	(20 sec.max)(BAR)	(6 sec.max)(BAR)	(RPM)	(RPM)	(RPM)	(mm)	(mm)	C	C
GT30017BF631	17	290	315	325	2500	3000	300	161	102	G1/2"	G1/2"
GT30022BF631	22							165	104		
GT30027BF631	27							167	104		
GT30034BF631	34	280	300	310	2200	2800		172	106	G3/4"	G3/4"
GT30036BF631	36							172	106		
GT30038BF631	38							172	106		
GT30043BF631	43	270	290	300	2000	2500		178	111.5		
GT30051BF631	51	240	260	280				183	113		
GT30061BF631	61	220	240	250	1800	2000		191	117	G1"	G1"
GT30073BF631	73	200	220	230	1600	1800		196	119,5		
GT30082BF631	82	190	210	220	1500			202	124,5		
GT30100BF631	100	180	200	220				215	138,5	G1 1/4"	G1 1/4"
GT30125BF631	125	160	180	200				231	142,5		

KAZEL HYDRAULIC EQUIPMENTS

TECHNICAL DATA
TEKNİK DATALAR

30 SERIES TANDEM GEAR PUMP
30 SERİSİ TANDEM DİŞLİ POMPA

SAE B EHASS TANDEM (GLANDED-K1)

SAE B EHASS TANDEM (RAKORLU-K1)



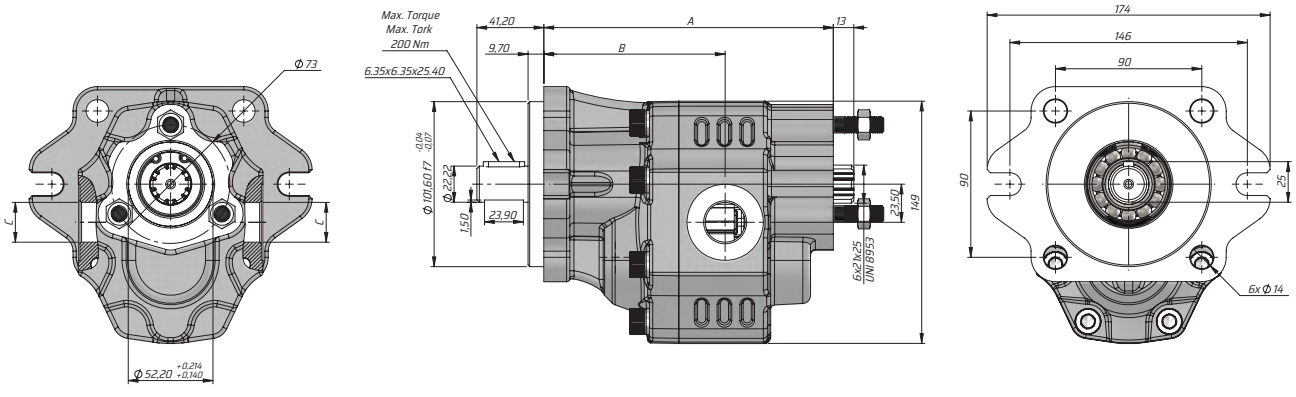

Kod Code	İletim hacmi Displacement	Max. Sürekli Basıncı Max. Continuous pressure	Maks. Aralıklı Basınç Max. Intermittent Pressure	Maks. Anlık Basınç Max. Peak Pressure	Maks. Sürekli Hız Max. Continuous Speed	Maks. Aralıklı Hız Max. Intermittent Speed	Min. Hız Min. Speed	A	B	Giriş Inlet	Çıkış Outlet
BD	(cm³/rev)	(100%)(BAR)	(20 sec.max)(BAR)	(6 sec.max)(BAR)	(RPM)	(RPM)	(RPM)	(mm)	(mm)	C	C
GT30017BK131	17	290	315	325	2500	3000	300	161	102	G1/2"	G1/2"
GT30022BK131	22							165	104		
GT30027BK131	27							167	104		
GT30034BK131	34	280	300	310	2200	2800		172	106	G3/4"	G3/4"
GT30036BK131	36							172	106		
GT30038BK131	38							172	106		
GT30043BK131	43	270	290	300	2000	2500		178	111.5		
GT30051BK131	51	240	260	280				183	113		
GT30061BK131	61	220	240	250	1800	2000		191	117	G1"	G1"
GT30073BK131	73	200	220	230	1600	1800		196	119,5		
GT30082BK131	82	190	210	220	1500			202	124,5		
GT30100BK131	100	180	200	220				215	138,5	G1 1/4"	G1 1/4"
GT30125BK131	125	160	180	200				231	142,5		

SAE B EHASS TANDEM (RAKORLU-K2)



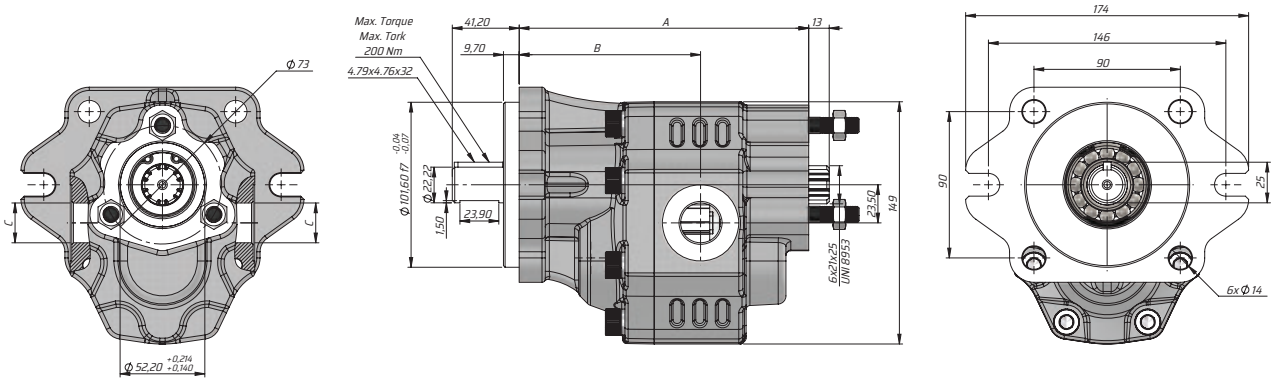

Kod Code	İletim hacmi Displace-ment	Max. Sürekli Basıncı Max. Continuous pressure	Maks. Aralıklı Basınç Max. Intermittent Pressure	Maks. Anlık Basınç Max. Peak Pressure	Maks. Sürekli Hız Max. Continu-ous Speed	Maks. Aralıklı Hız Max.Intermit-tent Speed	Min. Hız Min. Speed	A	B	Giriş Inlet	Çıkış Outlet
BD	(cm³/rev)	(100%)(BAR)	(20 sec.max)(BAR)	(6 sec.max)(BAR)	(RPM)	(RPM)	(RPM)	(mm)	(mm)	C	C
GT30017BK231	17	290	315	325	2500	3000	300	161	102	G1/2"	G1/2"
GT30022BK231	22							165	104		
GT30027BK231	27							167	104		
GT30034BK231	34	280	300	310	2200	2800		172	106	G3/4"	G3/4"
GT30036BK231	36							172	106		
GT30038BK231	38							172	106		
GT30043BK231	43	270	290	300	2000	2500		178	111.5		
GT30051BK231	51	240	260	280				183	113		
GT30061BK231	61	220	240	250	1800	2000		191	117	G1"	G1"
GT30073BK231	73	200	220	230	1600	1800		196	119,5		
GT30082BK231	82	190	210	220	1500			202	124,5		
GT30100BK231	100	180	200	220				215	138,5	G1 1/4"	G1 1/4"
GT30125BK231	125	160	180	200				231	142,5		

KAZEL HYDRAULIC EQUIPMENTS

TECHNICAL DATA
TEKNİK DATALAR

30 SERIES TANDEM GEAR PUMP
30 SERİSİ TANDEM DİŞLİ POMPA

ASAE EHASS UNIDIRECTIONAL TANDEM (WITH ADAPTER-F2)

ASAE EHASS TEK YÖNLÜ TANDEM (ADAPTÖRLÜ-F2)



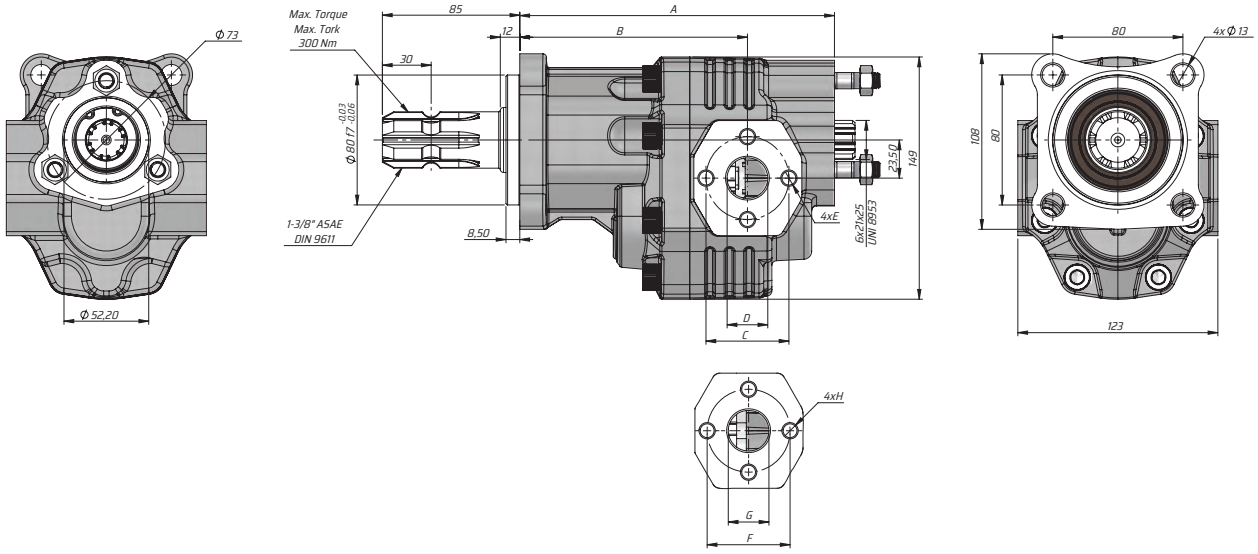

Kod Code	İletim hacmi Displacement	Max. Sürekli Basıncı Max. Continuous pressure	Maks. Aralıklı Basınç Max. Intermittent Pressure	Maks. Anlık Basınç Max. Peak Pressure	Maks. Sürekli Hız Max. Continuous Speed	Maks. Aralıklı Hız Max. Intermittent Speed	Min. Hız Min. Speed	A	B	Giriş Inlet			Çıkış Outlet		
BD	(cm³/rev)	(100%)(BAR)	(20 sec.max)(BAR)	(6 sec.max)(BAR)	(RPM)	(RPM)	(RPM)	(mm)	(mm)	C	D	E	C	D	E
GT30034BK232	34	280	300	310	2200	2800	300	172	118,5	51	25	M10	51	25	M10
GT30036BK232	36							195							
GT30038BK232	38							195							
GT30043BK232	43	270	290	300	2000	2500		199,5							

ASAE EHASS TEK YÖNLÜ TANDEM (ADAPTÖRLÜ-F8)

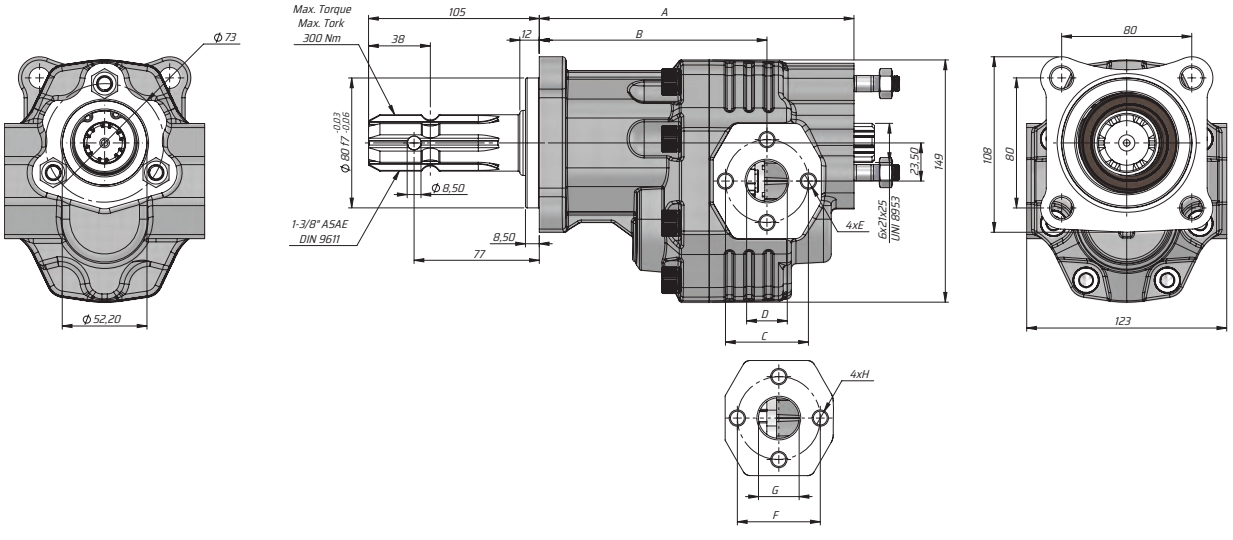

Kod Code	İletim hacmi Displacement	Max. Sürekli Basıncı Max. Continuous pressure	Maks. Aralıklı Basınç Max. Intermittent Pressure	Maks. Anlık Basınç Max. Peak Pressure	Maks. Sürekli Hız Max. Continuous Speed	Maks. Aralıklı Hız Max. Intermittent Speed	Min. Hız Min. Speed	A	B	Giriş Inlet			Çıkış Outlet		
BD	(cm³/rev)	(100%)(BAR)	(20 sec.max)(BAR)	(6 sec.max)(BAR)	(RPM)	(RPM)	(RPM)	(mm)	(mm)	C	D	E	C	D	E
GT30034BK232	34	280	300	310	2200	2800	300	172	118,5	51	25	M10	51	25	M10
GT30036BK232	36							195							
GT30038BK232	38							195							
GT30043BK232	43	270	290	300	2000	2500		199,5							

KAZEL HYDRAULIC EQUIPMENTS

TECHNICAL DATA
TEKNİK DATALAR

30 SERIES TANDEM GEAR PUMP
30 SERİSİ TANDEM DİŞLİ POMPA

ISO EHASS UNIDIRECTIONAL TANDEM (WITH ADAPTER-F1)

ISO EHASS TEK YÖNLÜ TANDEM (ADAPTÖRLÜ-F1)

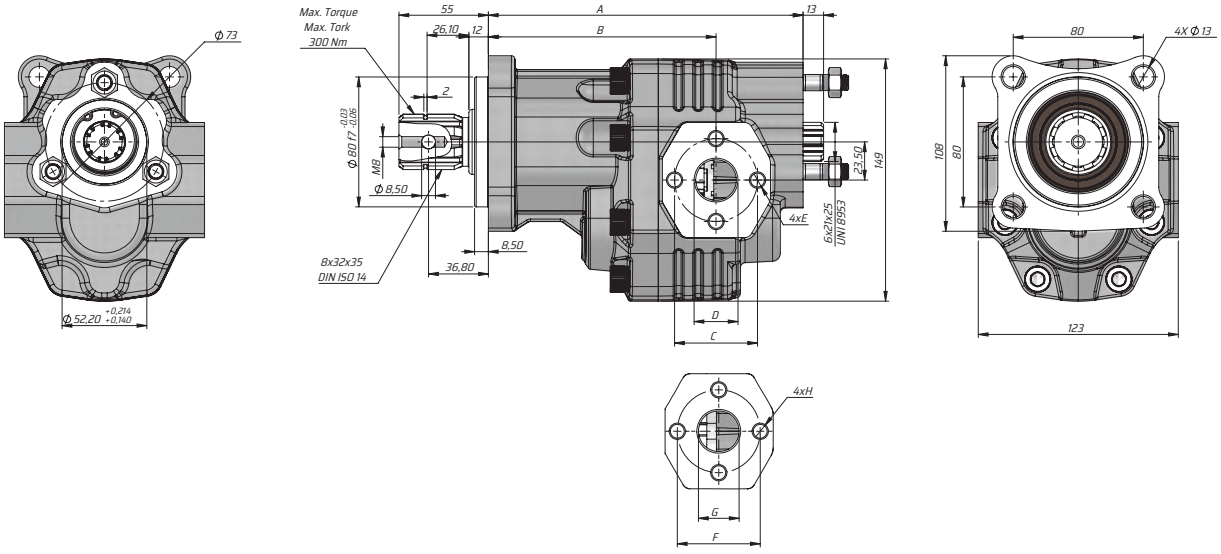

Kod Code		İletim hacmi Displacement	Max. Sürekli Basıncı Max. Continuous pressure	Maks. Aralıklı Basınç Max. Intermittent Pressure	Maks. Anlık Basınç Max. Peak Pressure	Maks. Sürekli Hız Max. Continuous Speed	Maks. Aralıklı Hız Max. Intermittent Speed	Min. Hız Min. Speed	A	B	Giriş Inlet			Çıkış Outlet		
Sol/Left	Sağ/Right	(cm³/rev)	(100%)(BAR)	(20 sec.max)(BAR)	(6 sec.max)(BAR)	(RPM)	(RPM)	(RPM)	(mm)	(mm)	C	D	E	F	G	H
GT30034SF112	GT30034SF122	34	280	300	310	2200	2800	300	193,5	140	51	25	M10	51	25	M10
GT30036SF112	GT30036SF122	36							195							
GT30038SF112	GT30038SF122	38							195							
GT30043SF112	GT30043SF122	43	270	290	300	2000	2500		199,5							

TRC EHASS UNIDIRECTIONAL TANDEM (WITH ADAPTER-F3)

TRC EHASS TEK YÖNLÜ TANDEM (ADAPTÖRLÜ-F3)

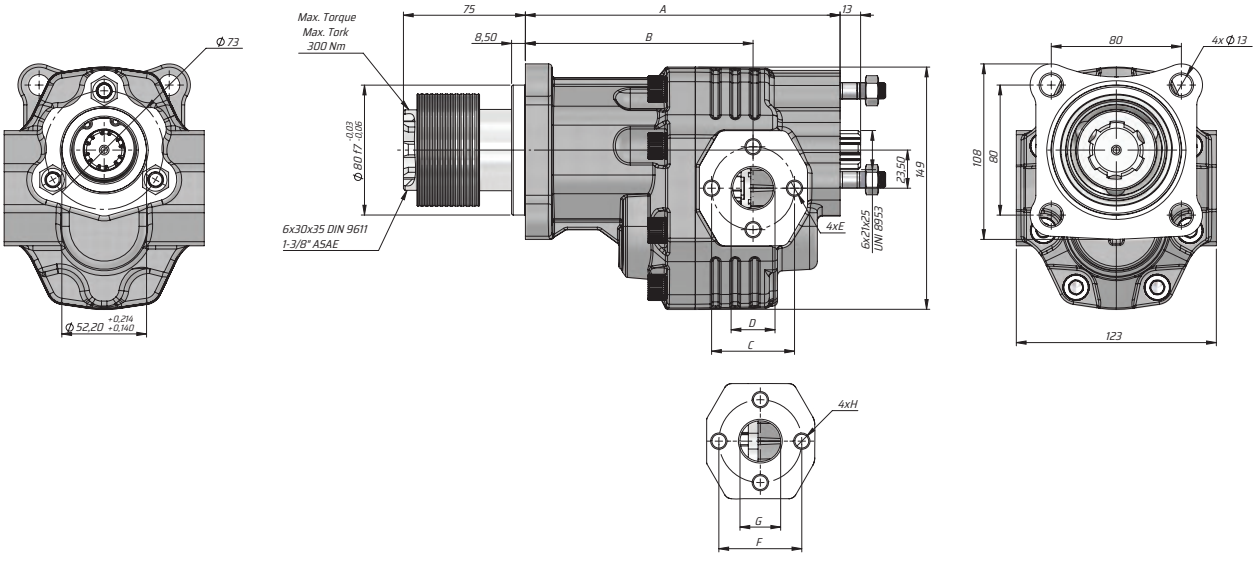

Kod Code		İletim hacmi Displacement	Max. Sürekli Basıncı Max. Continuous pressure	Maks. Aralıklı Basınç Max. Intermittent Pressure	Maks. Anlık Basınç Max. Peak Pressure	Maks. Sürekli Hız Max. Continuous Speed	Maks. Aralıklı Hız Max. Intermittent Speed	Min. Hız Min. Speed	A	B	Giriş Inlet			Çıkış Outlet		
Sol/Left	Sağ/Right	(cm³/rev)	(100%)(BAR)	(20 sec.max)(BAR)	(6 sec.max)(BAR)	(RPM)	(RPM)	(RPM)	(mm)	(mm)	C	D	E	F	G	H
GT30034SF312	GT30034SF322	34	280	300	310	2200	2800	300	193,5	140	51	25	M10	51	25	M10
GT30036SF312	GT30036SF322	36							195							
GT30038SF312	GT30038SF322	38							195							
GT30043SF312	GT30043SF322	43	270	290	300	2000	2500		199,5							

KAZEL HYDRAULIC EQUIPMENTS

TECHNICAL DATA
TEKNİK DATALAR

30 SERIES TANDEM GEAR PUMP
30 SERİSİ TANDEM DİŞLİ POMPA

UNI EHASS UNIDIRECTIONAL TANDEM (WITH ADAPTER-F4)

UNI EHASS TEK YÖNLÜ TANDEM (ADAPTÖRLÜ-F4)

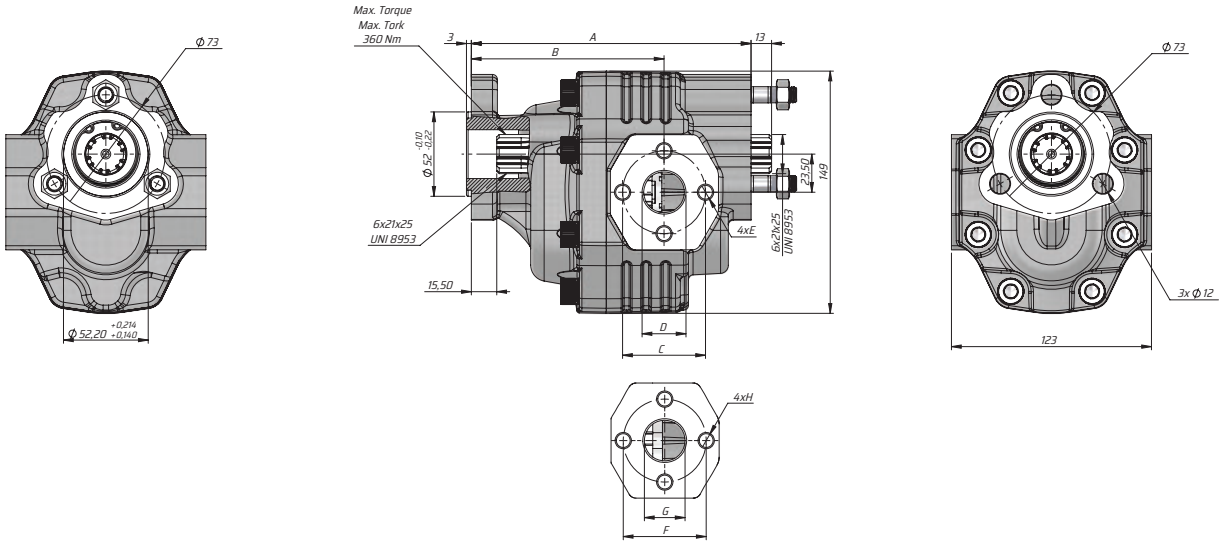

Kod Code		İletim hacmi Displacement	Max. Sürekli Basıncı Max. Continuous pressure	Maks. Aralıklı Basınç Max. Intermittent Pressure	Maks. Anlık Basınç Max. Peak Pressure	Maks. Sürekli Hız Max. Continuous Speed	Maks. Aralıklı Hız Max. Intermittent Speed	Min. Hız Min. Speed	A	B	Giriş Inlet			Çıkış Outlet		
Sol/Left	Sağ/Right	(cm³/rev)	(100%)(BAR)	(20 sec.max)(BAR)	(6 sec.max)(BAR)	(RPM)	(RPM)	(RPM)	(mm)	(mm)	C	D	E	F	G	H
GT30034UF412	GT30034UF422	34	280	300	310	2200	2800	300	172	118,5	51	25	M10	51	25	M10
GT30036UF412	GT30036UF422	36							173,5							
GT30038UF412	GT30038UF422	38							173,5							
GT30043UF412	GT30043UF422	43	270	290	300	2000	2500		178							

F-UNI EHASS TEK YÖNLÜ TANDEM (ADAPTÖRLÜ-K4)

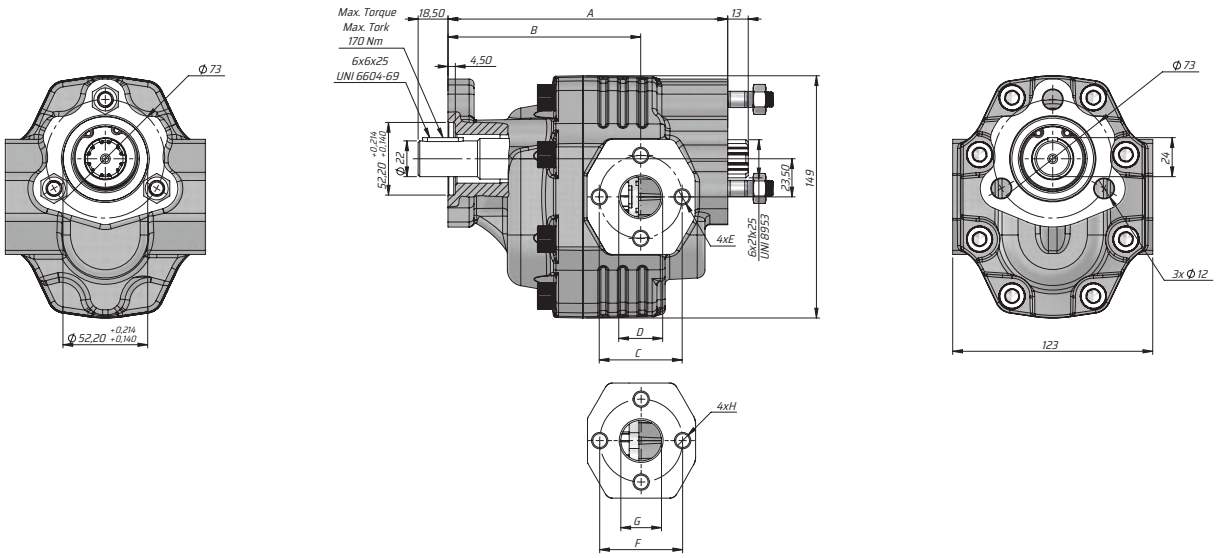

Kod Code		İletim hacmi Displacement	Max. Sürekli Basıncı Max. Continuous pressure	Maks. Aralıklı Basınç Max. Intermittent Pressure	Maks. Anlık Basınç Max. Peak Pressure	Maks. Sürekli Hız Max. Continuous Speed	Maks. Aralıklı Hız Max. Intermittent Speed	Min. Hız Min. Speed	A	B	Giriş Inlet			Çıkış Outlet		
Sol/Left	Sağ/Right	(cm³/rev)	(100%)(BAR)	(20 sec.max)(BAR)	(6 sec.max)(BAR)	(RPM)	(RPM)	(RPM)	(mm)	(mm)	C	D	E	F	G	H
GT30034FK412	GT30034FK422	34	280	300	310	2200	2800	300	172	118,5	51	25	M10	51	25	M10
GT30036FK412	GT30036FK422	36							195							
GT30038FK412	GT30038FK422	38							195							
GT30043FK412	GT30043FK422	43	270	290	300	2000	2500		199,5							

KAZEL HYDRAULIC EQUIPMENTS

TECHNICAL DATA
TEKNİK DATALAR

30 SERIES TANDEM GEAR PUMP
30 SERİSİ TANDEM DİŞLİ POMPA

K EHASS ONE-WAY TANDEM (WITH ADAPTER-K6)

K EHASS TEK YÖNLÜ TANDEM (ADAPTÖRLÜ-K6)

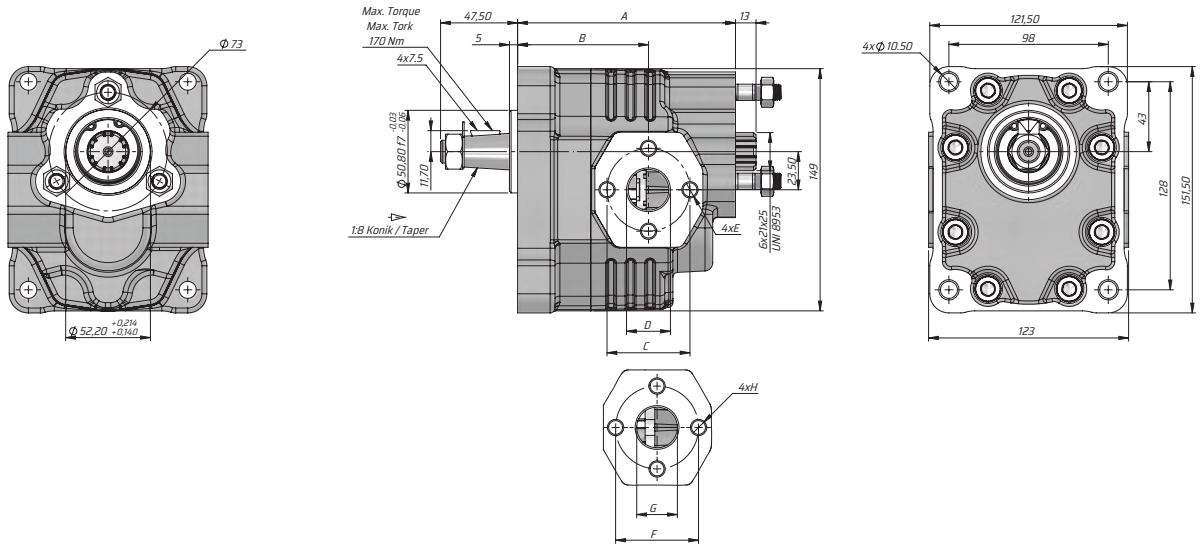

Kod Code		İletim hacmi Displacement	Max. Sürekli Basıncı Max. Continuous pressure	Maks. Aralıklı Basınç Max. Intermittent Pressure	Maks. Anlık Basınç Max. Peak Pressure	Maks. Sürekli Hız Max. Continuous Speed	Maks. Aralıklı Hız Max. Intermittent Speed	Min. Hız Min. Speed	A	B	Giriş Inlet			Çıkış Outlet		
Sol/Left	Sağ/Right	(cm³/rev)	(100%)(BAR)	(20 sec.max)(BAR)	(6 sec.max)(BAR)	(RPM)	(RPM)	(RPM)	(mm)	(mm)	C	D	E	F	G	H
GT30034KK612	GT30034KK622	34	280	300	310	2200	2800	300	134	80,5	51	25	M10	51	25	M10
GT30036KK612	GT30036KK622	36							135,5							
GT30038KK612	GT30038KK622	38							135,5							
GT30043KK612	GT30043KK622	43	270	290	300	2000	2500		140							

SAE B EHASS UNIDIRECTIONAL TANDEM (F5 WITH ADAPTER)

SAE B EHASS TEK YÖNLÜ TANDEM (ADAPTÖRLÜ-F5)



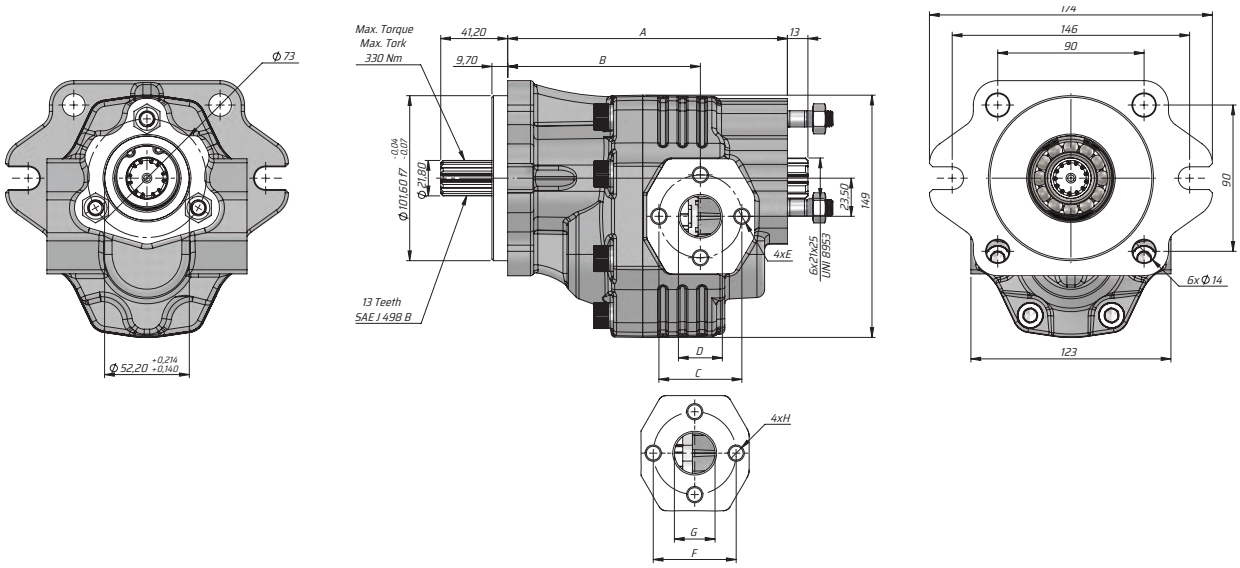

Kod Code		İletim hacmi Displacement	Max. Sürekli Basıncı Max. Continuous pressure	Maks. Aralıklı Basınç Max. Intermittent Pressure	Maks. Anlık Basınç Max. Peak Pressure	Maks. Sürekli Hız Max. Continuous Speed	Maks. Aralıklı Hız Max. Intermittent Speed	Min. Hız Min. Speed	A	B	Giriş Inlet			Çıkış Outlet		
Sol/Left	Sağ/Right	(cm³/rev)	(100%)(BAR)	(20 sec.max)(BAR)	(6 sec.max)(BAR)	(RPM)	(RPM)	(RPM)	(mm)	(mm)	C	D	E	F	G	H
GT30034BF512	GT30034BF522	34	280	300	310	2200	2800	300	172	118,5	51	25	M10	51	25	M10
GT30036BF512	GT30036BF522	36							195							
GT30038BF512	GT30038BF522	38							195							
GT30043BF512	GT30043BF522	43	270	290	300	2000	2500		199,5							

KAZEL HYDRAULIC EQUIPMENTS

TECHNICAL DATA
TEKNİK DATALAR

30 SERIES TANDEM GEAR PUMP
30 SERİSİ TANDEM DİŞLİ POMPA

SAE B EHASS UNIDIRECTIONAL TANDEM (F6 WITH ADAPTER)

SAE B EHASS TEK YÖNLÜ TANDEM (ADAPTÖRLÜ-F6)

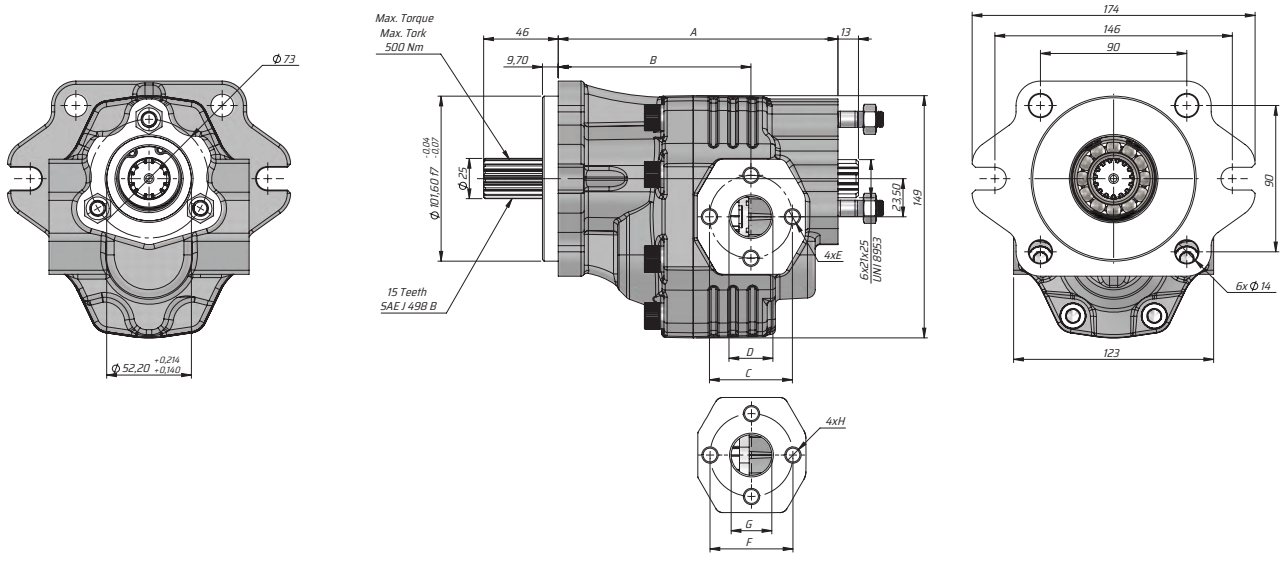

Kod Code		İletim hacmi Displacement	Max. Sürekli Basıncı Max. Continuous pressure	Maks. Aralıklı Basınç Max. Intermittent Pressure	Maks. Anlık Basınç Max. Peak Pressure	Maks. Sürekli Hız Max. Continuous Speed	Maks. Aralıklı Hız Max. Intermittent Speed	Min. Hız Min. Speed	A	B	Giriş Inlet			Çıkış Outlet		
Sol/Left	Sağ/Right	(cm³/rev)	(100%)(BAR)	(20 sec.max)(BAR)	(6 sec.max)(BAR)	(RPM)	(RPM)	(RPM)	(mm)	(mm)	C	D	E	F	G	H
GT30034BF612	GT30034BF622	34	280	300	310	2200	2800	300	172	118,5	51	25	M10	51	25	M10
GT30036BF612	GT30036BF622	36							195							
GT30038BF612	GT30038BF622	38							195							
GT30043BF612	GT30043BF622	43	270	290	300	2000	2500		199,5							

SAE B EHASS UNIDIRECTIONAL TANDEM (WITH ADAPTER-K1)

SAE B EHASS TEK YÖNLÜ TANDEM (ADAPTÖRLÜ-K1)



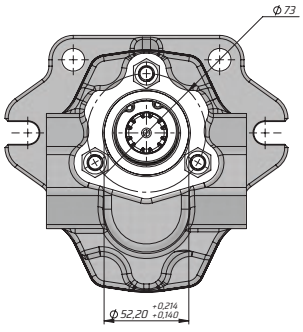

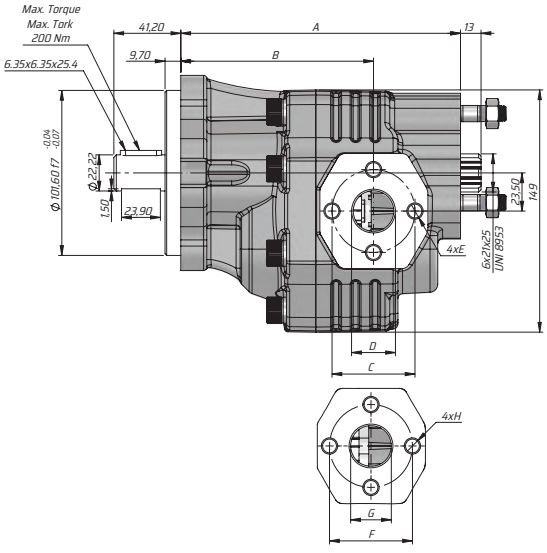

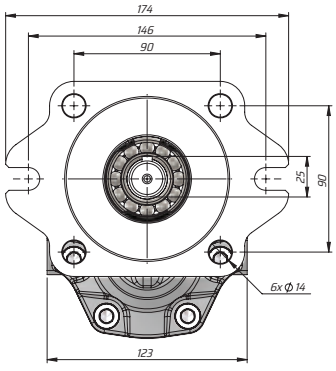

Kod Code		İletim hacmi Displacement	Max. Sürekli Basıncı Max. Continuous pressure	Maks. Aralıklı Basınç Max. Intermittent Pressure	Maks. Anlık Basınç Max. Peak Pressure	Maks. Sürekli Hız Max. Continuous Speed	Maks. Aralıklı Hız Max. Intermittent Speed	Min. Hız Min. Speed	A	B	Giriş Inlet			Çıkış Outlet		
Sol/Left	Sağ/Right	(cm³/rev)	(100%)(BAR)	(20 sec.max)(BAR)	(6 sec.max)(BAR)	(RPM)	(RPM)	(RPM)	(mm)	(mm)	C	D	E	F	G	H
GT30034BK112	GT30034BK122	34	280	300	310	2200	2800	300	172	118,5	51	25	M10	51	25	M10
GT30036BK112	GT30036BK122	36							195							
GT30038BK112	GT30038BK122	38							195							
GT30043BK112	GT30043BK122	43	270	290	300	2000	2500		199,5							

KAZEL HYDRAULIC EQUIPMENTS

TECHNICAL DATA
TEKNİK DATALAR

30 SERIES TANDEM GEAR PUMP
30 SERİSİ TANDEM DİŞLİ POMPA

SAE B EHASS UNIDIRECTIONAL TANDEM (WITH ADAPTER-K2)

SAE B EHASS TEK YÖNLÜ TANDEM (ADAPTÖRLÜ-K2)

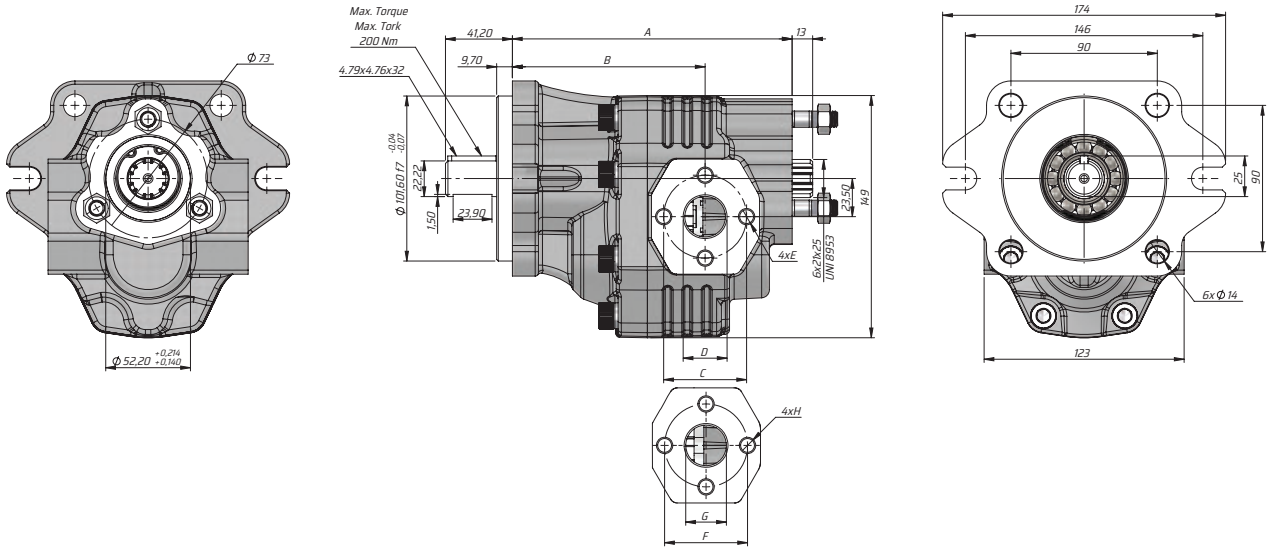

Kod Code		İletim hacmi Displacement	Max. Sürekli Basıncı Max. Continuous pressure	Maks. Aralıklı Basınç Max. Intermittent Pressure	Maks. Anlık Basınç Max. Peak Pressure	Maks. Sürekli Hız Max. Continuous Speed	Maks. Aralıklı Hız Max. Intermittent Speed	Min. Hız Min. Speed	A	B	Giriş Inlet			Çıkış Outlet		
Sol/Left	Sağ/Right	(cm³/rev)	(100%)(BAR)	(20 sec.max)(BAR)	(6 sec.max)(BAR)	(RPM)	(RPM)	(RPM)	(mm)	(mm)	C	D	E	F	G	H
GT30034BK212	GT30034BK222	34	280	300	310	2200	2800	300	172	118,5	51	25	M10	51	25	M10
GT30036BK212	GT30036BK222	36							195							
GT30038BK212	GT30038BK222	38							195							
GT30043BK212	GT30043BK222	43	270	290	300	2000	2500		199,5							

ASAE EHASS TANDEM (RAKORLU-F2)

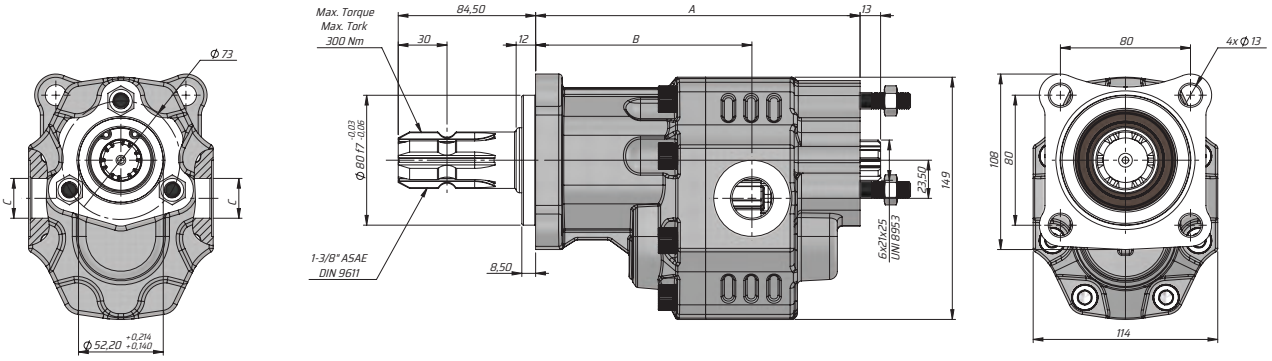

Kod Code		İletim hacmi Displacement	Max. Sürekli Basıncı Max. Continuous pressure	Maks. Aralıklı Basınç Max. Intermittent Pressure	Maks. Anlık Basınç Max. Peak Pressure	Maks. Sürekli Hız Max. Continuous Speed	Maks. Aralıklı Hız Max. Intermittent Speed	Min. Hız Min. Speed	A	B	Giriş Inlet	Çıkış Outlet
Sol/Left	Sağ/Right	(cm³/rev)	(100%)(BAR)	(20 sec.max)(BAR)	(6 sec.max)(BAR)	(RPM)	(RPM)	(RPM)	(mm)	(mm)	C	C
GT30017SF211	GT30017SF221	17	290	315	325	2500	3000	300	182,5	123,5	G1/2"	G1/2"
GT30022SF211	GT30022SF221	22							186,5	126,5		
GT30027SF211	GT30027SF221	27							188,5	126,5		
GT30034SF211	GT30034SF221	34	280	300	310	2200	2800		193,5	128,5	G3/4"	G3/4"
GT30036SF211	GT30036SF221	36							193,5	128,5		
GT30038SF211	GT30038SF221	38							193,5	128,5		
GT30043SF211	GT30043SF221	43	270	290	300	2000	2500		199,5	133		
GT30051SF211	GT30051SF221	51	240	260	280				204,5	134,5		
GT30061SF211	GT30061SF221	61	220	240	250	1800	2000		212,5	138,5	G1"	G1"
GT30073SF211	GT30073SF221	73	200	220	230	1600	1800		217,5	141		
GT30082SF211	GT30082SF221	82	190	210	220	1500			223,5	146		
GT30100SF211	GT30100SF221	100	180	200	220				236,5	160	G1 1/4"	G1 1/4"
GT30125SF211	GT30125SF221	125	160	180	200				252,5	164		

KAZEL HYDRAULIC EQUIPMENTS

TECHNICAL DATA
TEKNİK DATALAR

30 SERIES TANDEM GEAR PUMP
30 SERİSİ TANDEM DİŞLİ POMPA

ASAE EHASS TANDEM (GLANDED-F8)

ASAE EHASS TANDEM (RAKORLU-F8)



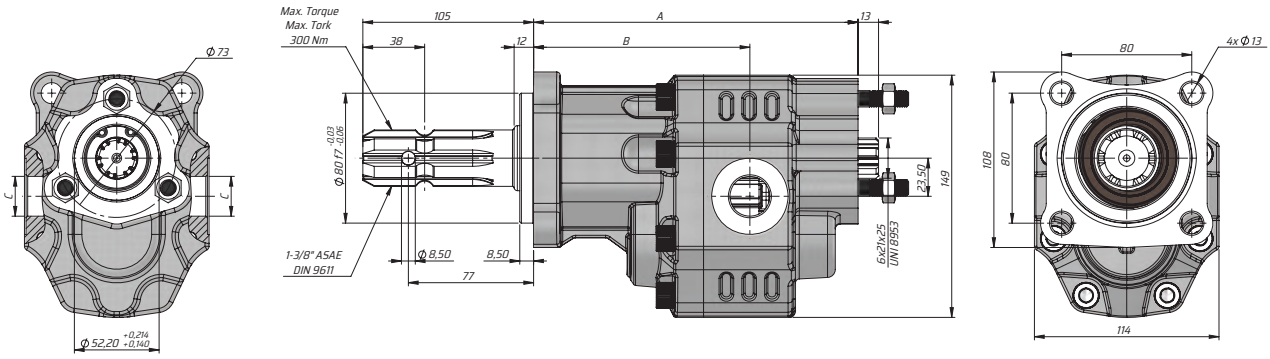

Kod Code		İletim hacmi Displacement	Max. Sürekli Basıncı Max. Continuous pressure	Maks. Aralıklı Basınç Max. Intermittent Pressure	Maks. Anlık Basınç Max. Peak Pressure	Maks. Sürekli Hız Max. Continuous Speed	Maks. Aralıklı Hız Max. Intermittent Speed	Min. Hız Min. Speed	A	B	Giriş Inlet	Çıkış Outlet
Sol/Left	Sağ/Right	(cm³/rev)	(100%)(BAR)	(20 sec.max)(BAR)	(6 sec.max)(BAR)	(RPM)	(RPM)	(RPM)	(mm)	(mm)	C	C
GT30017SF811	GT30017SF821	17	290	315	325	2500	3000	300	182.5	123.5	G1/2"	G1/2"
GT30022SF811	GT30022SF821	22							186.5	126.5		
GT30027SF811	GT30027SF821	27							188.5	126.5		
GT30034SF811	GT30034SF821	34	280	300	310	2200	2800		193.5	128.5	G3/4"	G3/4"
GT30036SF811	GT30036SF821	36							193.5	128.5		
GT30038SF811	GT30038SF821	38							193.5	128.5		
GT30043SF811	GT30043SF821	43	270	290	300	2000	2500		199.5	133		
GT30051SF811	GT30051SF821	51	240	260	280				204.5	134.5		
GT30061SF811	GT30061SF821	61	220	240	250	1800	2000		212.5	138.5	G1"	G1"
GT30073SF811	GT30073SF821	73	200	220	230	1600	1800		217.5	141		
GT30082SF811	GT30082SF821	82	190	210	220	1500			223.5	146		
GT30100SF811	GT30100SF821	100	180	200	220				236.5	160	G1 1/4"	G1 1/4"
GT30125SF811	GT30125SF821	125	160	180	200				252.5	164		

ISO EHASS TANDEM (RAKORLU-F1)

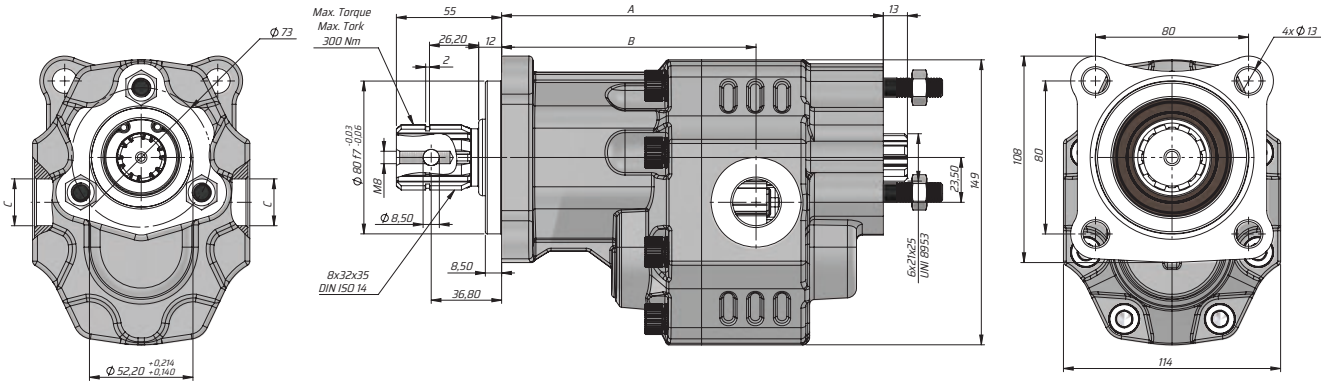

Kod Code		İletim hacmi Displacement	Max. Sürekli Basıncı Max. Continuous pressure	Maks. Aralıklı Basınç Max. Intermittent Pressure	Maks. Anlık Basınç Max. Peak Pressure	Maks. Sürekli Hız Max. Continuous Speed	Maks. Aralıklı Hız Max. Intermittent Speed	Min. Hız Min. Speed	A	B	Giriş Inlet	Çıkış Outlet
Sol/Left	Sağ/Right	(cm³/rev)	(100%)(BAR)	(20 sec.max)(BAR)	(6 sec.max)(BAR)	(RPM)	(RPM)	(RPM)	(mm)	(mm)	C	C
GT30017SF111	GT30017SF121	17	290	315	325	2500	3000	300	182.5	123.5	G1/2"	G1/2"
GT30022SF111	GT30022SF121	22							186.5	126.5		
GT30027SF111	GT30027SF121	27							188.5	126.5		
GT30034SF111	GT30034SF121	34	280	300	310	2200	2800		193.5	128.5	G3/4"	G3/4"
GT30036SF111	GT30036SF121	36							193.5	128.5		
GT30038SF111	GT30038SF121	38							193.5	128.5		
GT30043SF111	GT30043SF121	43	270	290	300	2000	2500		199.5	133		
GT30051SF111	GT30051SF121	51	240	260	280				204.5	134.5		
GT30061SF111	GT30061SF121	61	220	240	250	1800	2000		212.5	138.5	G1"	G1"
GT30073SF111	GT30073SF121	73	200	220	230	1600	1800		217.5	141		
GT30082SF111	GT30082SF121	82	190	210	220	1500			223.5	146		
GT30100SF111	GT30100SF121	100	180	200	220				236.5	160	G1 1/4"	G1 1/4"
GT30125SF111	GT30125SF121	125	160	180	200				252.5	164		

KAZEL HYDRAULIC EQUIPMENTS

TECHNICAL DATA
TEKNİK DATALAR

30 SERIES TANDEM GEAR PUMP
30 SERİSİ TANDEM DİŞLİ POMPA

TRC EHASS TANDEM (GLANDED-F3)

TRC EHASS TANDEM (RAKORLU-F3)

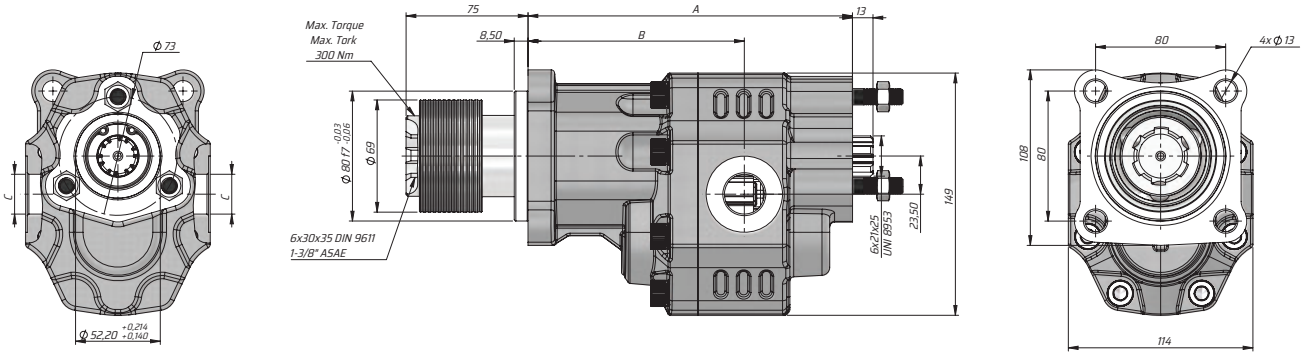

Kod Code		İletim hacmi Displacement	Max. Sürekli Basıncı Max. Continuous pressure	Maks. Aralıklı Basınç Max. Intermittent Pressure	Maks. Anlık Basınç Max. Peak Pressure	Maks. Sürekli Hız Max. Continuous Speed	Maks. Aralıklı Hız Max. Intermittent Speed	Min. Hız Min. Speed	A	B	Giriş Inlet	Çıkış Outlet
Sol/Left	Sağ/Right	(cm³/rev)	(100%)(BAR)	(20 sec.max)(BAR)	(6 sec.max)(BAR)	(RPM)	(RPM)	(RPM)	(mm)	(mm)	C	C
GT30017SF311	GT30017SF321	17	290	315	325	2500	3000	300	182.5	123.5	G1/2"	G1/2"
GT30022SF311	GT30022SF321	22							186.5	126.5		
GT30027SF311	GT30027SF321	27							188.5	126.5		
GT30034SF311	GT30034SF321	34	280	300	310	2200	2800		193.5	128.5	G3/4"	G3/4"
GT30036SF311	GT30036SF321	36							193.5	128.5		
GT30038SF311	GT30038SF321	38							193.5	128.5		
GT30043SF311	GT30043SF321	43	270	290	300	2000	2500		199.5	133		
GT30051SF311	GT30051SF321	51	240	260	280				204.5	134.5		
GT30061SF311	GT30061SF321	61	220	240	250	1800	2000		212.5	138.5	G1"	G1"
GT30073SF311	GT30073SF321	73	200	220	230	1600	1800		217.5	141		
GT30082SF311	GT30082SF321	82	190	210	220	1500			223.5	146		
GT30100SF311	GT30100SF321	100	180	200	220				236.5	160	G1 1/4"	G1 1/4"
GT30125SF311	GT30125SF321	125	160	180	200				252.5	164		

UNI EHASS TANDEM (RAKORLU-F4)

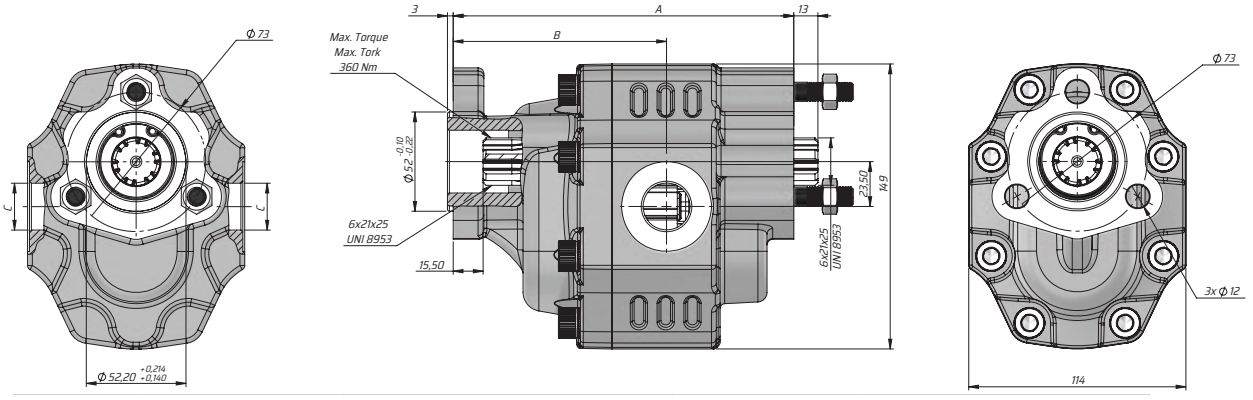

Kod Code		İletim hacmi Displacement	Max. Sürekli Basıncı Max. Continuous pressure	Maks. Aralıklı Basınç Max. Intermittent Pressure	Maks. Anlık Basınç Max. Peak Pressure	Maks. Sürekli Hız Max. Continuous Speed	Maks. Aralıklı Hız Max. Intermittent Speed	Min. Hız Min. Speed	A	B	Giriş Inlet	Çıkış Outlet
Sol/Left	Sağ/Right	(cm³/rev)	(100%)(BAR)	(20 sec.max)(BAR)	(6 sec.max)(BAR)	(RPM)	(RPM)	(RPM)	(mm)	(mm)	C	C
GT30017UF411	GT30017UF421	17	290	315	325	2500	3000	300	161	102	G1/2"	G1/2"
GT30022UF411	GT30022UF421	22							165	104		
GT30027UF411	GT30027UF421	27							167	104		
GT30034UF411	GT30034UF421	34	280	300	310	2200	2800		172	106	G3/4"	G3/4"
GT30036UF411	GT30036UF421	36							172	106		
GT30038UF411	GT30038UF421	38							172	106		
GT30043UF411	GT30043UF421	43	270	290	300	2000	2500		178	111.5		
GT30051UF411	GT30051UF421	51	240	260	280				183	113		
GT30061UF411	GT30061UF421	61	220	240	250	1800	2000		191	117	G1"	G1"
GT30073UF411	GT30073UF421	73	200	220	230	1600	1800		196	119.5		
GT30082UF411	GT30082UF421	82	190	210	220	1500			202	124.5		
GT30100UF411	GT30100UF421	100	180	200	220				215	138.5	G1 1/4"	G1 1/4"
GT30125UF411	GT30125UF421	125	160	180	200				231	142.5		

KAZEL HYDRAULIC EQUIPMENTS

TECHNICAL DATA
TEKNİK DATALAR

30 SERIES TANDEM GEAR PUMP
30 SERİSİ TANDEM DİŞLİ POMPA

F-UNI EHASS TANDEM (GLANDED-K4)

F-UNI EHASS TANDEM (RAKORLU-K4)

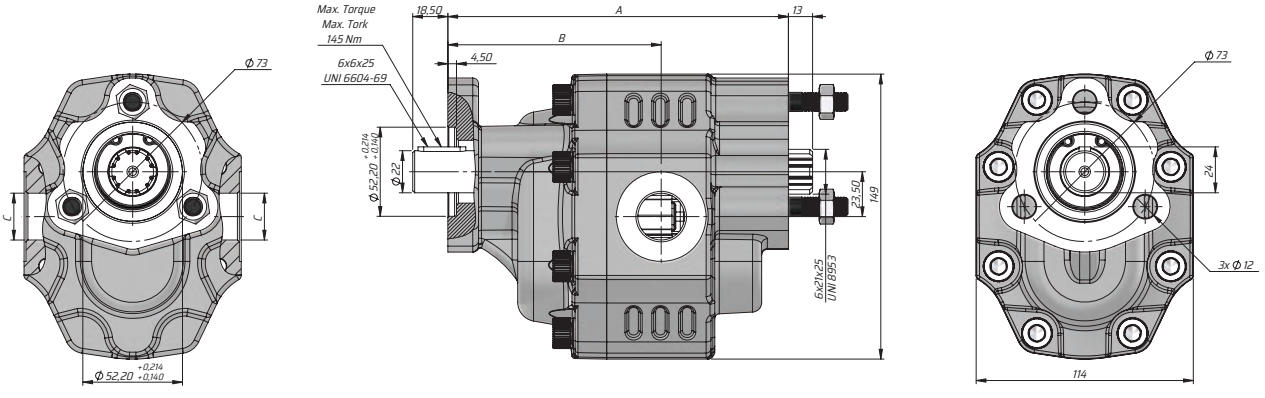

Kod Code		İletim hacmi Displacement	Max. Sürekli Basıncı Max. Continuous pressure	Maks. Aralıklı Basınç Max. Intermittent Pressure	Maks. Anlık Basınç Max. Peak Pressure	Maks. Sürekli Hız Max. Continuous Speed	Maks. Aralıklı Hız Max. Intermittent Speed	Min. Hız Min. Speed	A	B	Giriş Inlet	Çıkış Outlet
Sol/Left	Sağ/Right	(cm³/rev)	(100%)(BAR)	(20 sec.max)(BAR)	(6 sec.max)(BAR)	(RPM)	(RPM)	(RPM)	(mm)	(mm)	C	C
GT30017FK411	GT30017FK421	17	290	315	325	2500	3000	300	161	102	G1/2"	G1/2"
GT30022FK411	GT30022FK421	22							165	104		
GT30027FK411	GT30027FK421	27							167	104		
GT30034FK411	GT30034FK421	34	280	300	310	2200	2800		172	106	G3/4"	G3/4"
GT30036FK411	GT30036FK421	36							172	106		
GT30038FK411	GT30038FK421	38							172	106		
GT30043FK411	GT30043FK421	43	270	290	300	2000	2500		178	111.5		
GT30051FK411	GT30051FK421	51	240	260	280				183	113		
GT30061FK411	GT30061FK421	61	220	240	250	1800	2000		191	117	G1"	G1"
GT30073FK411	GT30073FK421	73	200	220	230	1600	1800		196	119.5		
GT30082FK411	GT30082FK421	82	190	210	220	1500			202	124.5		
GT30100FK411	GT30100FK421	100	180	200	220				215	138.5	G1 1/4"	G1 1/4"
GT30125FK411	GT30125FK421	125	160	180	200				231	142.5		

K EHASS TANDEM (RAKORLU-K6)



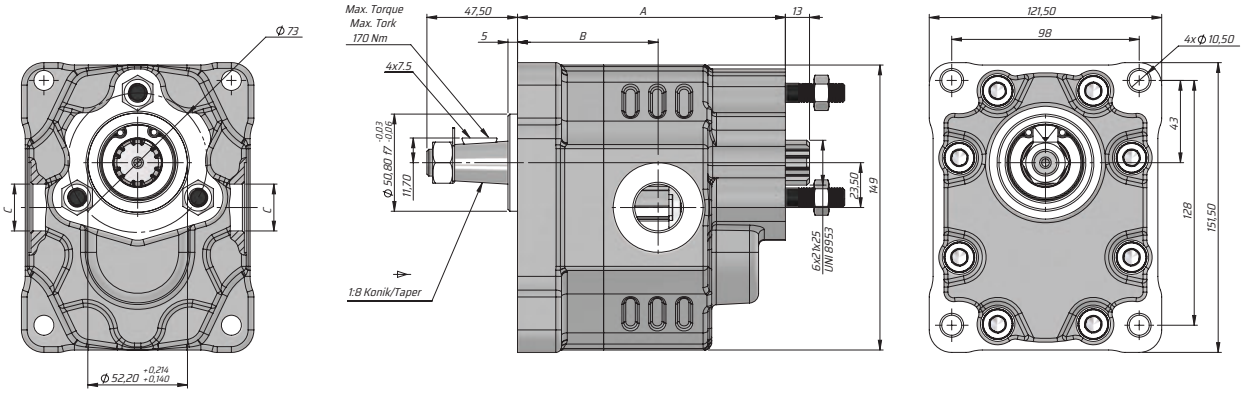

Kod Code		İletim hacmi Displacement	Max. Sürekli Basıncı Max. Continuous pressure	Maks. Aralıklı Basınç Max. Intermittent Pressure	Maks. Anlık Basınç Max. Peak Pressure	Maks. Sürekli Hız Max. Continuous Speed	Maks. Aralıklı Hız Max. Intermittent Speed	Min. Hız Min. Speed	A	B	Giriş Inlet	Çıkış Outlet
Sol/Left	Sağ/Right	(cm³/rev)	(100%)(BAR)	(20 sec.max)(BAR)	(6 sec.max)(BAR)	(RPM)	(RPM)	(RPM)	(mm)	(mm)	C	C
GT30017KK611	GT30017KK621	17	290	315	325	2500	3000	300	123	64	G1/2"	G1/2"
GT30022KK611	GT30022KK621	22							127	67		
GT30027KK611	GT30027KK621	27							129	67		
GT30034KK611	GT30034KK621	34	280	300	310	2200	2800		134	69	G3/4"	G3/4"
GT30036KK611	GT30036KK621	36							134	69		
GT30038KK611	GT30038KK621	38							136	69		
GT30043KK611	GT30043KK621	43	270	290	300	2000	2500		140	73.5		
GT30051KK611	GT30051KK621	51	240	260	280				145	75		
GT30061KK611	GT30061KK621	61	220	240	250	1800	2000		153	79	G1"	G1"
GT30073KK611	GT30073KK621	73	200	220	230	1600	1800		158	81.5		
GT30082KK611	GT30082KK621	82	190	210	220	1500			164	86.5		
GT30100KK611	GT30100KK621	100	180	200	220				177	100.5	G1 1/4"	G1 1/4"
GT30125KK611	GT30125KK621	125	160	180	200				193	104.5		

KAZEL HYDRAULIC EQUIPMENTS

TECHNICAL DATA
TEKNİK DATALAR

30 SERIES TANDEM GEAR PUMP
30 SERİSİ TANDEM DİŞLİ POMPA

SAE B EHASS TANDEM (GLANDED-F5)

SAE B EHASS TANDEM (RAKORLU-F5)

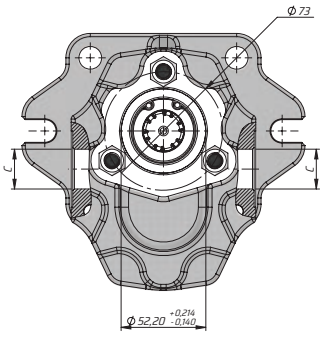

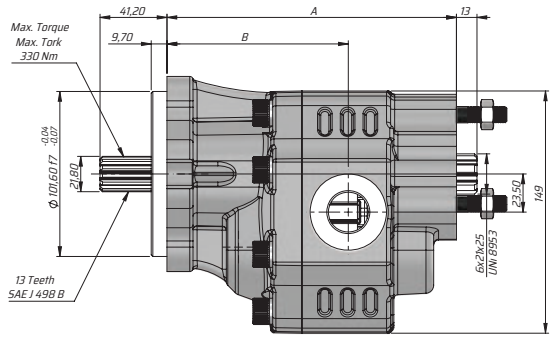

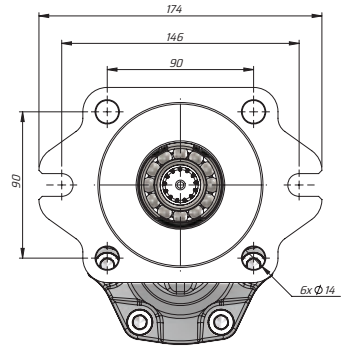

Kod Code		İletim hacmi Displacement	Max. Sürekli Basıncı Max. Continuous pressure	Maks. Aralıklı Basınç Max. Intermittent Pressure	Maks. Anlık Basınç Max. Peak Pressure	Maks. Sürekli Hız Max. Continuous Speed	Maks. Aralıklı Hız Max. Intermittent Speed	Min. Hız Min. Speed	A	B	Giriş Inlet	Çıkış Outlet
Sol/Left	Sağ/Right	(cm³/rev)	(100%)(BAR)	(20 sec.max)(BAR)	(6 sec.max)(BAR)	(RPM)	(RPM)	(RPM)	(mm)	(mm)	C	C
GT30017BF511	GT30017BF521	17	290	315	325	2500	3000	300	161	102	G1/2"	G1/2"
GT30022BF511	GT30022BF521	22							165	104		
GT30027BF511	GT30027BF521	27							167	104		
GT30034BF511	GT30034BF521	34	280	300	310	2200	2800		172	106	G3/4"	G3/4"
GT30036BF511	GT30036BF521	36							172	106		
GT30038BF511	GT30038BF521	38							172	106		
GT30043BF511	GT30043BF521	43	270	290	300	2000	2500		178	111.5		
GT30051BF511	GT30051BF521	51	240	260	280				183	113		
GT30061BF511	GT30061BF521	61	220	240	250	1800	2000		191	117	G1"	G1"
GT30073BF511	GT30073BF521	73	200	220	230	1600	1800		196	119.5		
GT30082BF511	GT30082BF521	82	190	210	220	1500			202	124.5		
GT30100BF511	GT30100BF521	100	180	200	220				215	138.5	G1 1/4"	G1 1/4"
GT30125BF511	GT30125BF521	125	160	180	200				231	142.5		

SAE B EHASS TANDEM (RAKORLU-F6)



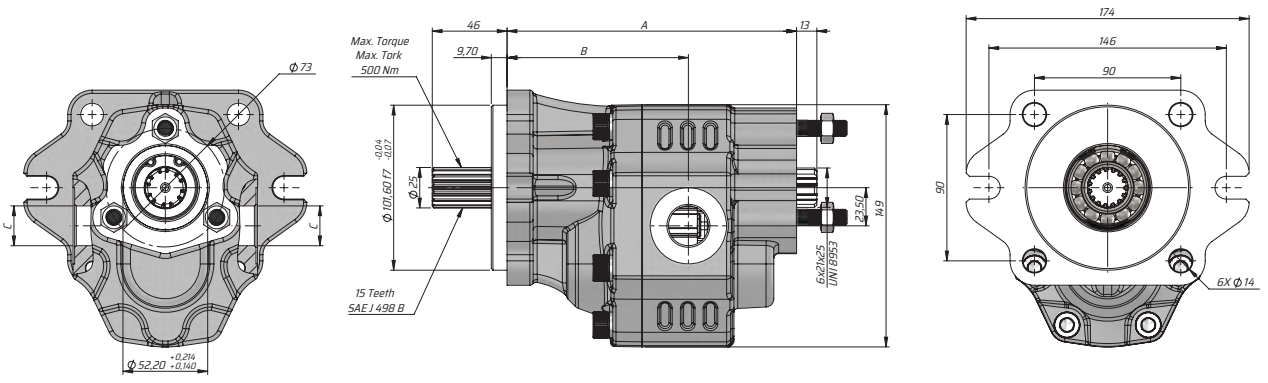

Kod Code		İletim hacmi Displacement	Max. Sürekli Basıncı Max. Continuous pressure	Maks. Aralıklı Basınç Max. Intermittent Pressure	Maks. Anlık Basınç Max. Peak Pressure	Maks. Sürekli Hız Max. Continuous Speed	Maks. Aralıklı Hız Max. Intermittent Speed	Min. Hız Min. Speed	A	B	Giriş Inlet	Çıkış Outlet
Sol/Left	Sağ/Right	(cm³/rev)	(100%)(BAR)	(20 sec.max)(BAR)	(6 sec.max)(BAR)	(RPM)	(RPM)	(RPM)	(mm)	(mm)	C	C
GT30017BF611	GT30017BF621	17	290	315	325	2500	3000	300	161	102	G1/2"	G1/2"
GT30022BF611	GT30022BF621	22							165	104		
GT30027BF611	GT30027BF621	27							167	104		
GT30034BF611	GT30034BF621	34	280	300	310	2200	2800		172	106	G3/4"	G3/4"
GT30036BF611	GT30036BF621	36							172	106		
GT30038BF611	GT30038BF621	38							172	106		
GT30043BF611	GT30043BF621	43	270	290	300	2000	2500		178	111.5		
GT30051BF611	GT30051BF621	51	240	260	280				183	113		
GT30061BF611	GT30061BF621	61	220	240	250	1800	2000		191	117	G1"	G1"
GT30073BF611	GT30073BF621	73	200	220	230	1600	1800		196	119.5		
GT30082BF611	GT30082BF621	82	190	210	220	1500			202	124.5		
GT30100BF611	GT30100BF621	100	180	200	220				215	138.5	G1 1/4"	G1 1/4"
GT30125BF611	GT30125BF621	125	160	180	200				231	142.5		

KAZEL HYDRAULIC EQUIPMENTS

TECHNICAL DATA
TEKNİK DATALAR

30 SERIES TANDEM GEAR PUMP
30 SERİSİ TANDEM DİŞLİ POMPA

SAE B EHASS TANDEM (GLANDED-K1)

SAE B EHASS TANDEM (RAKORLU-K1)



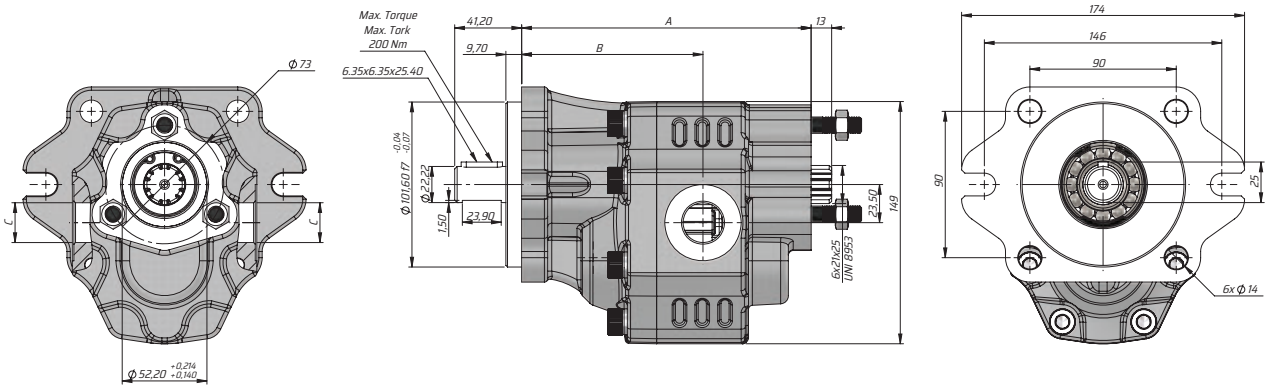

Kod Code		İletim hacmi Displacement	Max. Sürekli Basıncı Max. Continuous pressure	Maks. Aralıklı Basınç Max. Intermittent Pressure	Maks. Anlık Basınç Max. Peak Pressure	Maks. Sürekli Hız Max. Continuous Speed	Maks. Aralıklı Hız Max. Intermittent Speed	Min. Hız Min. Speed	A	B	Giriş Inlet	Çıkış Outlet
Sol/Left	Sağ/Right	(cm³/rev)	(100%)(BAR)	(20 sec.max)(BAR)	(6 sec.max)(BAR)	(RPM)	(RPM)	(RPM)	(mm)	(mm)	C	C
GT30017BK111	GT30017BK121	17	290	315	325	2500	3000	300	161	102	G1/2"	G1/2"
GT30022BK111	GT30022BK121	22							165	104		
GT30027BK111	GT30027BK121	27							167	104		
GT30034BK111	GT30034BK121	34	280	300	310	2200	2800		172	106	G3/4"	G3/4"
GT30036BK111	GT30036BK121	36							172	106		
GT30038BK111	GT30038BK121	38							172	106		
GT30043BK111	GT30043BK121	43	270	290	300	2000	2500		178	111.5		
GT30051BK111	GT30051BK121	51	240	260	280				183	113		
GT30061BK111	GT30061BK121	61	220	240	250	1800	2000		191	117	G1"	G1"
GT30073BK111	GT30073BK121	73	200	220	230	1600	1800		196	119.5		
GT30082BK111	GT30082BK121	82	190	210	220	1500			202	124.5		
GT30100BK111	GT30100BK121	100	180	200	220				215	138.5	G1 1/4"	G1 1/4"
GT30125BK111	GT30125BK121	125	160	180	200				231	142.5		

SAE B EHASS TANDEM (RAKORLU-K2)



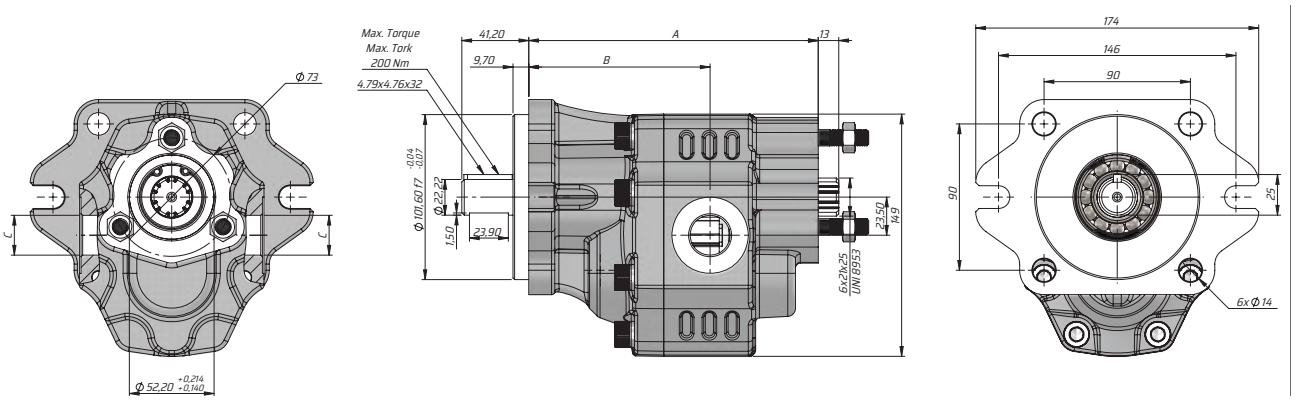

Kod Code		İletim hacmi Displacement	Max. Sürekli Basıncı Max. Continuous pressure	Maks. Aralıklı Basınç Max. Intermittent Pressure	Maks. Anlık Basınç Max. Peak Pressure	Maks. Sürekli Hız Max. Continuous Speed	Maks. Aralıklı Hız Max. Intermittent Speed	Min. Hız Min. Speed	A	B	Giriş Inlet	Çıkış Outlet
Sol/Left	Sağ/Right	(cm³/rev)	(100%)(BAR)	(20 sec.max)(BAR)	(6 sec.max)(BAR)	(RPM)	(RPM)	(RPM)	(mm)	(mm)	C	C
GT30017BK211	GT30017BK221	17	290	315	325	2500	3000	300	161	102	G1/2"	G1/2"
GT30022BK211	GT30022BK221	22							165	104		
GT30027BK211	GT30027BK221	27							167	104		
GT30034BK211	GT30034BK221	34	280	300	310	2200	2800		172	106	G3/4"	G3/4"
GT30036BK211	GT30036BK221	36							172	106		
GT30038BK211	GT30038BK221	38							172	106		
GT30043BK211	GT30043BK221	43	270	290	300	2000	2500		178	111.5		
GT30051BK211	GT30051BK221	51	240	260	280				183	113		
GT30061BK211	GT30061BK221	61	220	240	250	1800	2000		191	117	G1"	G1"
GT30073BK211	GT30073BK221	73	200	220	230	1600	1800		196	119.5		
GT30082BK211	GT30082BK221	82	190	210	220	1500			202	124.5		
GT30100BK211	GT30100BK221	100	180	200	220				215	138.5	G1 1/4"	G1 1/4"
GT30125BK211	GT30125BK221	125	160	180	200				231	142.5		



30 GRUBU VENTİLLİ DİŞLİ POMPA

35 SERIES ERCAH GEAR PUMP

KAZELOGLU.COM.TR

KAZEL®
HYDRAULIC EQUIPMENTS

KAZEL HYDRAULIC EQUIPMENTS

TECHNICAL DATA
TEKNİK DATALAR

35 SERIES ERCAH GEAR PUMP
30 GRUBU VENTİLLİ DİŞLİ POMPA

D-UNI EHASS-MV

D-UNI EHASS-MV



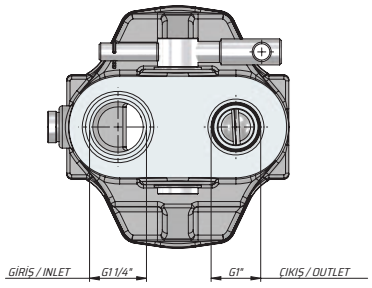

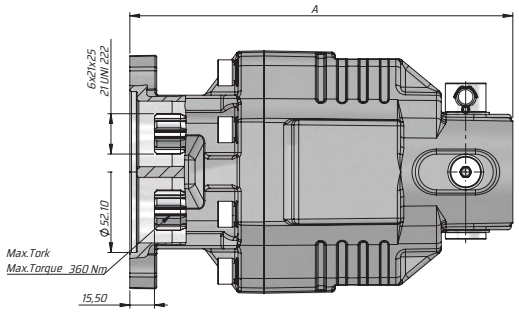

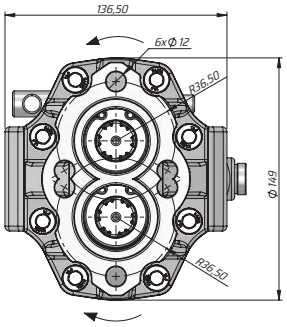

Kod Code	İletim hacmi Displacement	A Ölçüsü Dimension A	Max. Sürekli Basıncı Max. Continuous pressure	Maks. Aralıklı Basınç Max. Intermittent Pressure	Maks. Anlık Basınç Max. Peak Pressure	Maks. Sürekli Hız Max. Continuous Speed	Maks. Aralıklı Hız Max. Intermittent Speed	Min. Hız Min. Speed
BD	(cm³/rev)	(mm)	(100%)(BAR)	(20 sec.max)(BAR)	(6 sec.max)(BAR)	(RPM)	(RPM)	(RPM)
G3043DF43MV	43,8	212,5	270	290	300	2000	2500	300
G3082DF43MV	82,13	235,5	205	225	230	1900	2500	

D-UNI DPV

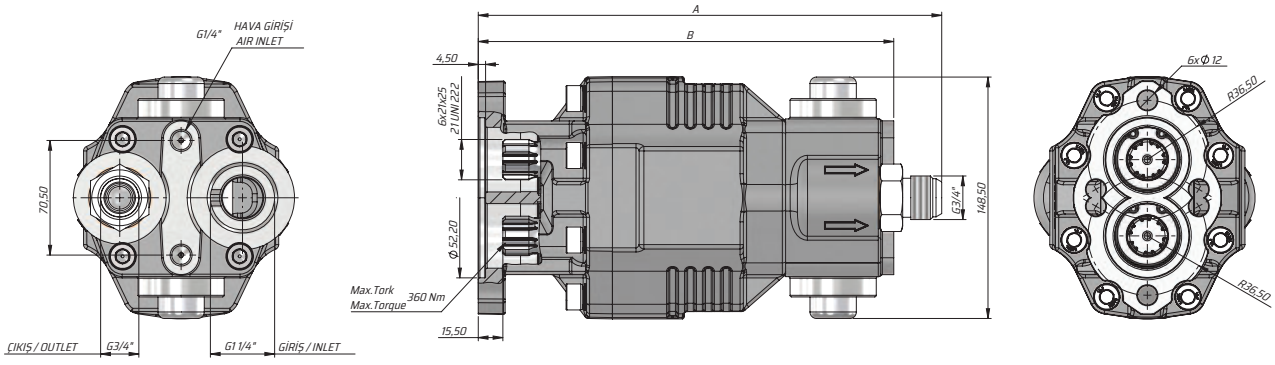

Kod Code	İletim hacmi Displacement	A Ölçüsü Dimension A	Max. Sürekli Basıncı Max. Continuous pressure	Maks. Aralıklı Basınç Max. Intermittent Pressure	Maks. Anlık Basınç Max. Peak Pressure	Maks. Sürekli Hız Max. Continuous Speed	Maks. Aralıklı Hız Max. Intermittent Speed	Min. Hız Min. Speed
BD	(cm³/rev)	(mm)	(100%)(BAR)	(20 sec.max)(BAR)	(6 sec.max)(BAR)	(RPM)	(RPM)	(RPM)
G30082DF43V	82,13	282,5	205	225	230	1900	2500	300
G30109DF43V	109	300,5	170	190	210	1500	1800	

KAZEL HYDRAULIC EQUIPMENTS

TECHNICAL DATA
TEKNİK DATALAR

35 SERIES ERCAH GEAR PUMP
30 GRUBU VENTİLLİ DİŞLİ POMPA

DPAV

DPAV

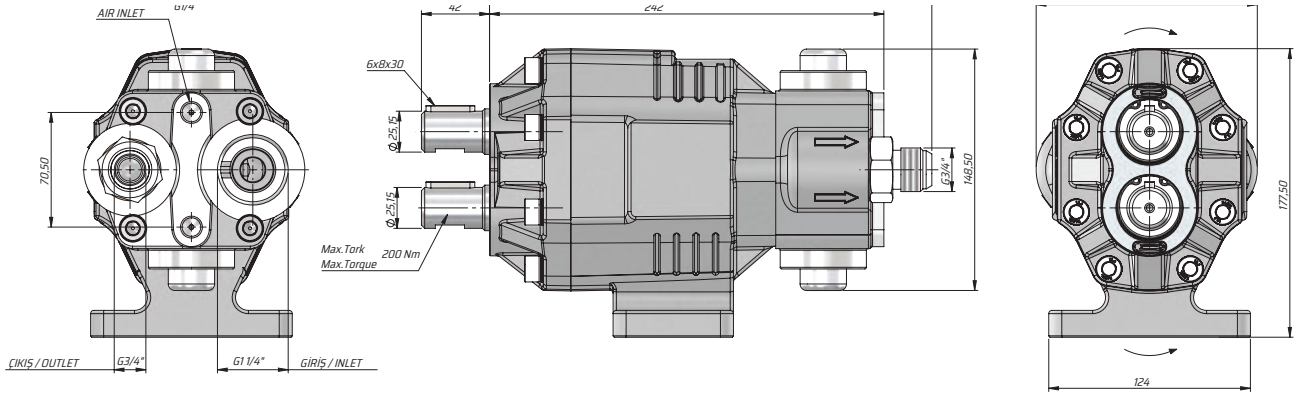

Kod Code	İletim hacmi Displacement	A Ölçüsü Dimension A	Max. Sürekli Basıncı Max. Continuous pressure	Maks. Aralıklı Basınç Max. Intermittent Pressure	Maks. Anlık Basınç Max. Peak Pressure	Maks. Sürekli Hız Max. Continuous Speed	Maks. Aralıklı Hız Max. Intermittent Speed	Min. Hız Min. Speed
BD	(cm³/rev)	(mm)	(100%)(BAR)	(20 sec.max)(BAR)	(6 sec.max)(BAR)	(RPM)	(RPM)	(RPM)
G30109VK73VA	110	170	190	210	1500	1800	300	300

DPM



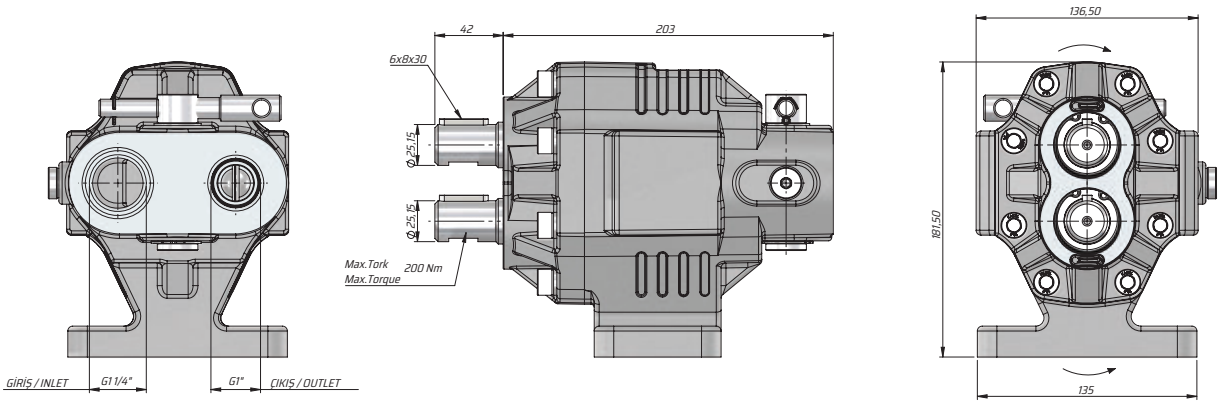

Kod Code	İletim hacmi Displacement	A Ölçüsü Dimension A	Max. Sürekli Basıncı Max. Continuous pressure	Maks. Aralıklı Basınç Max. Intermittent Pressure	Maks. Anlık Basınç Max. Peak Pressure	Maks. Sürekli Hız Max. Continuous Speed	Maks. Aralıklı Hız Max. Intermittent Speed	Min. Hız Min. Speed
BD	(cm³/rev)	(mm)	(100%)(BAR)	(20 sec.max)(BAR)	(6 sec.max)(BAR)	(RPM)	(RPM)	(RPM)
G3082VK73MVA	82,13	205	225	230	1900	2500	300	300

KAZEL HYDRAULIC EQUIPMENTS

TECHNICAL DATA
TEKNİK DATALAR

35 SERIES ERCAH GEAR PUMP
30 GRUBU VENTİLLİ DİŞLİ POMPA

30-43 MVK

30-43 MVK

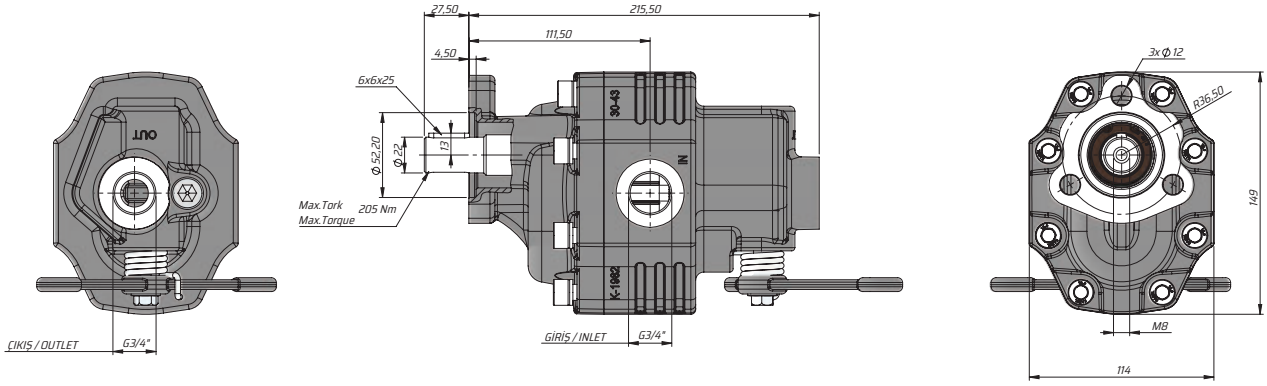

Kod Code	İletim hacmi Displacement	A Ölçüsü Dimension A	Max. Sürekli Basıncı Max. Continuous pressure	Maks. Aralıklı Basınç Max. Intermittent Pressure	Maks. Anlık Basınç Max. Peak Pressure	Maks. Sürekli Hız Max. Continuous Speed	Maks. Aralıklı Hız Max. Intermittent Speed	Min. Hız Min. Speed
BD	(cm³/rev)	(mm)	(100%)(BAR)	(20 sec.max)(BAR)	(6 sec.max)(BAR)	(RPM)	(RPM)	(RPM)
G3043FK81MVK	43,8	270	290	300	2000	2500	300	300



35 SERİSİ ERCAH DİŞLİ POMPA

35 SERIES ERCAH GEAR PUMP

KAZELOGLU.COM.TR

KAZEL®
HYDRAULIC EQUIPMENTS

KAZEL HYDRAULIC EQUIPMENTS

CODING SYSTEM
KODLAMA SİSTEMİ

35 SERIES ERCAH GEAR PUMP
35 SERİSİ ERCAH DİŞLİ POMPA

G	35				3	
ÜRÜN TİPİ PRODUCT TYPE	**POMPA SERİSİ** PUMP SERIES	**LİTRE** LITER	**KAPAK TİPİ** COVER TYPE	**ŞAFT TİPİ** SHAFT TYPE	**DÖNÜŞ YÖNÜ** ROTATION	**GİRİŞ ÇIKIŞ DELİKLERİ** INLET OUTLET PORTS

060	**63.50** cm³/rev
073	**72.88** cm³/rev
082	**82.10** cm³/rev
090	**91.45** cm³/rev
100	**99.77** cm³/rev
110	**112.24** cm³/rev
120	**122.45** cm³/rev

Bk. Sayfa See Page

S	**4 Delikli ISO** 4 Holes ISO
U	**3 Delikli UNI** 3 Holes UNI
B	**2+4 SAE B** 2+4 SAE B

Bk. Sayfa See Page

F1	**8x32x35** DIN ISO 14
F2	**1-3/8" ASAE** DIN 9611 (85 mm)
F4	**6x21x25** 21 UNI 222
F8	**1-3/8" ASAE** DIN 9611 (105 mm)
K9	**6x8x30 Kamalı Şaft** Keyed Shaft
F5	**13 Teeth** SAE J498B
F6	**15 Teeth** SAE J498B

Bk. Sayfa See Page

3	**ÇİFT YÖNLÜ** BI-DIRECTIONAL

1	**Boru Diş/Rakorlu** Pipe Thread/Fitting
3	**Hidromotor** Hydromotor

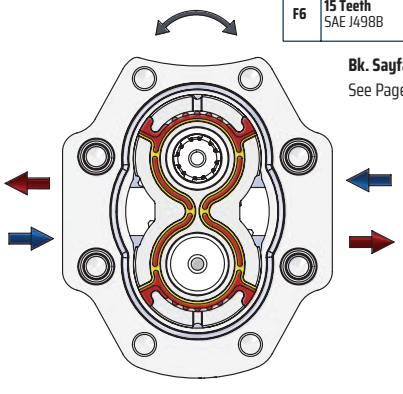

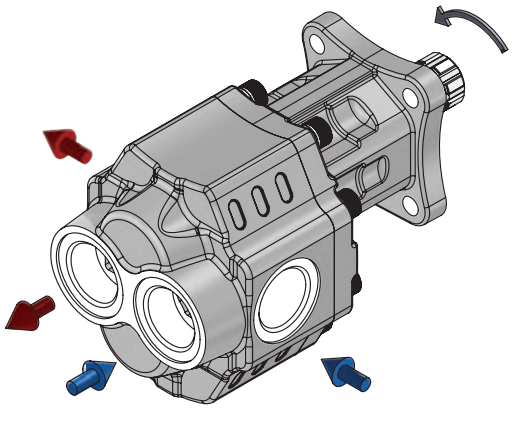

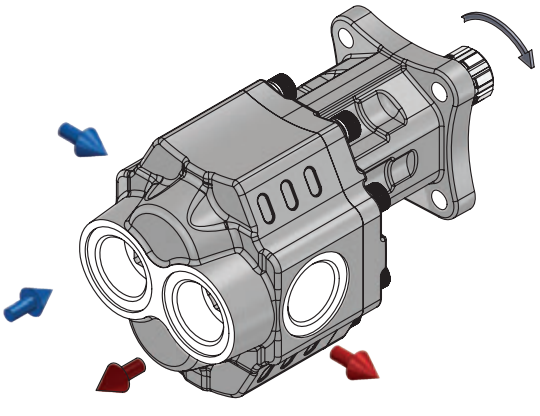

CODING SYSTEM

KODLAMA SİSTEMİ

KAZEL®
HYDRAULIC EQUIPMENTS

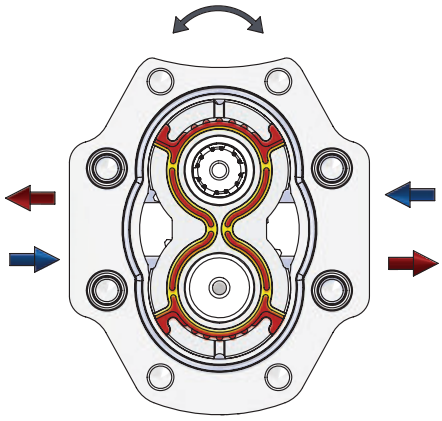

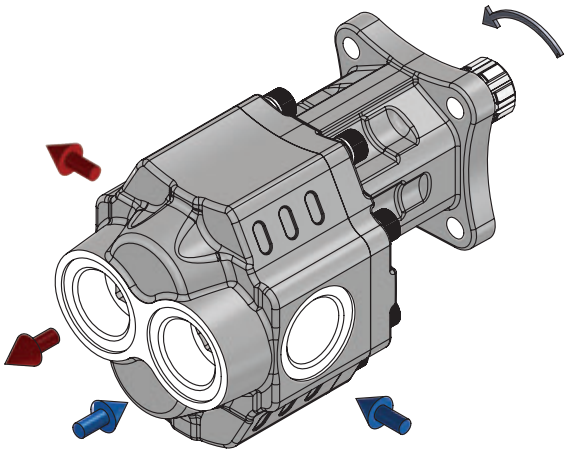

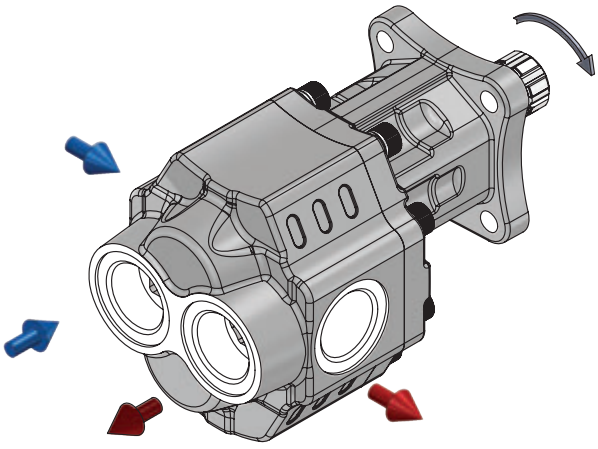

KAZEL HYDRAULIC EQUIPMENTS

FRONT COVERS

ÖN KAPAKLAR

35 SERIES ERCAH GEAR PUMP

35 SERİSİ ERCAH DİŞLİ POMPA

S

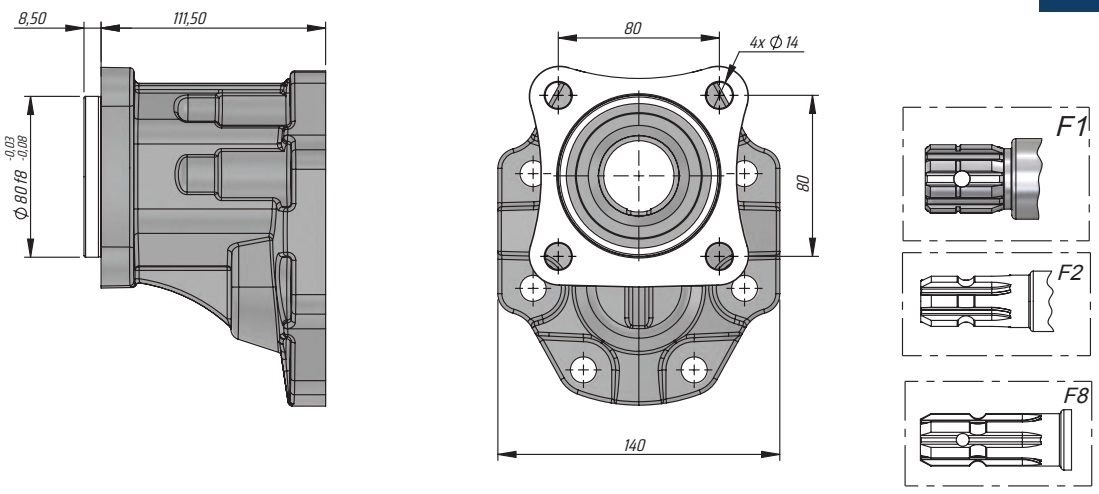

U

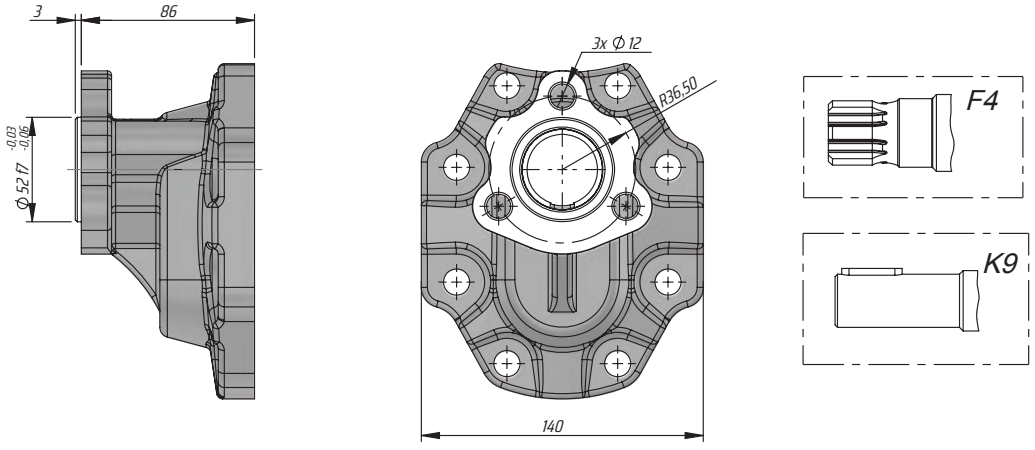

B

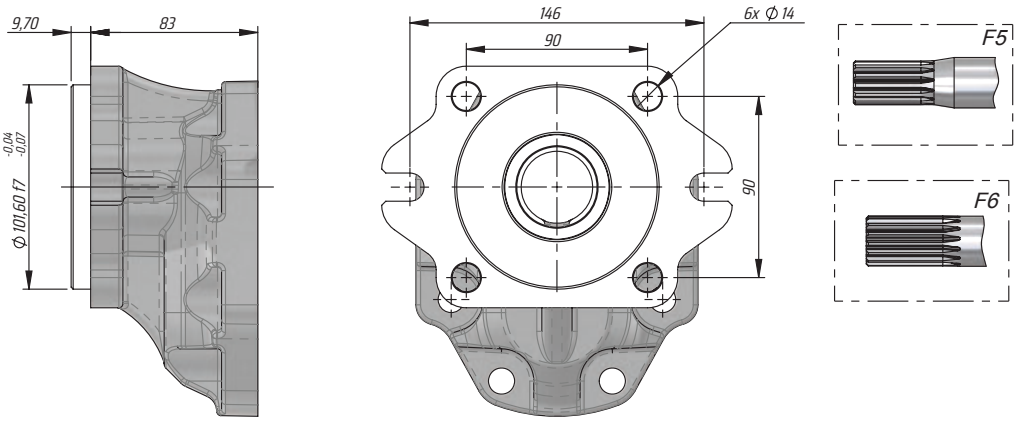

SHAFT TYPES
ŞAFT TİPLERİ

KAZEL HYDRAULIC EQUIPMENTS

F1

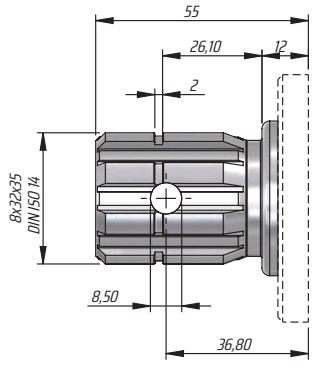

MAX 300 Nm

F2

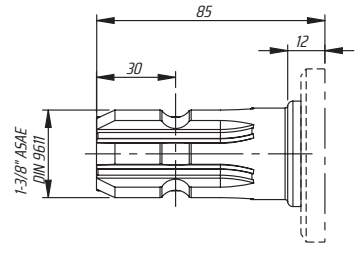

MAX 300 Nm

F8

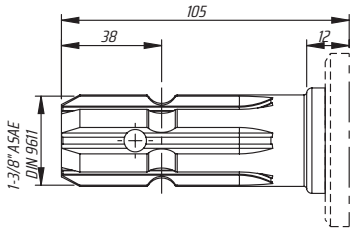

MAX 300 Nm

F4

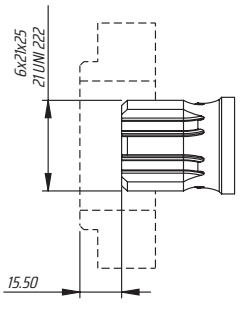

MAX 360 Nm

K9

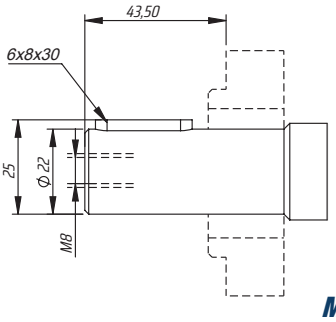

MAX 200 Nm

F6

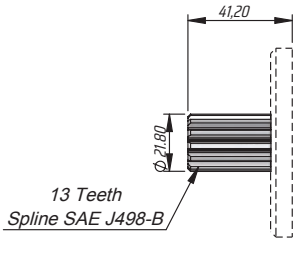

MAX 330 Nm

F6

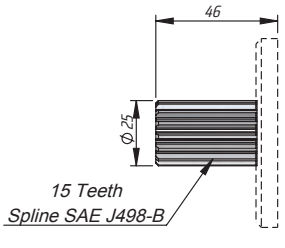

MAX 500 Nm

ÇİFT YÖNLÜ RAKOR BAĞLANTILI DİŞLİ POMPA

BI-DIRECTIONAL GEAR PUMP WITH PIPE THREAD

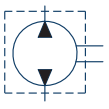

HİDROLİK SEMBOL
HYDRAULIC SYMBOL

Fluid	Mineral or synthetic compatible with the following seals: NBR, FKM, FPM, Nylon				
Kinematic viscosity suggested	Average ambient temp. (°C)	< -10	-10÷10	10÷35	> 35
	VG (cSt = mm²/s)	22	32	46	68
Optimale kinematic viscosity			VG= 10 cSt ÷ 100 cSt		
Max kinematic viscosity suggested at the start-up			VG= 750 cSt		
Viscosity index suggested VI > 100		Working temperature -15°C +100°C			
Oil filtering			> 200 bar: 10 µm < 200 bar: 25 µm		
Inlet pressure			-0,3 ÷ 2 bar		

ÇİFT YÖNLÜ HİDROMOTOR

BI-DIRECTIONAL HYDROMOTOR

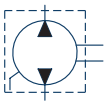

HİDROLİK SEMBOL
HYDRAULIC SYMBOL

Fluid	Mineral or synthetic compatible with the following seals: NBR, FKM, FPM, Nylon				
Kinematic viscosity suggested	Average ambient temp. (°C)	< -10	-10÷10	10÷35	> 35
	VG (cSt = mm²/s)	22	32	46	68
Optimale kinematic viscosity			VG= 10 cSt ÷ 100 cSt		
Max kinematic viscosity suggested at the start-up			VG= 750 cSt		
Viscosity index suggested VI > 100		Working temperature -15°C +100°C			
Oil filtering			> 200 bar: 10 µm < 200 bar: 25 µm		
Inlet pressure			-0,3 ÷ 2 bar		

ASAE ERCAH FOUR PORT REVERSIBLE (WITH FITTING-F8)

ASAE ERCAH DÖRT PORTLU ÇİFT YÖNLÜ (RAKORLU-F8)



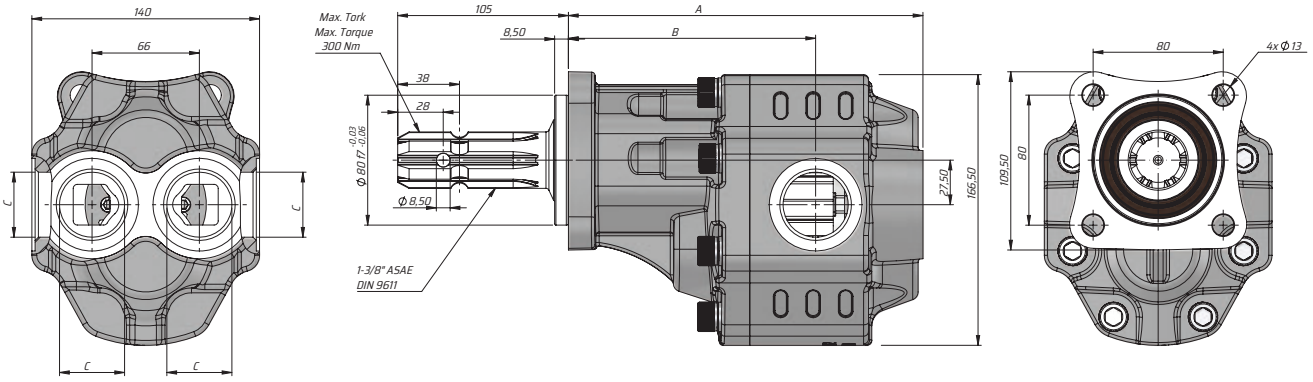

Kod Code	İletim hacmi Displacement	Max. Sürekli Basıncı Max. Continuous pressure	Maks. Aralıklı Basınç Max. Intermittent Pressure	Maks. Anlık Basınç Max. Peak Pressure	Maks. Sürekli Hız Max. Continuous Speed	Maks. Aralıklı Hız Max. Intermittent Speed	Min. Hız Min. Speed	A	B	Giriş Inlet	Çıkış Outlet
Sol/Left	(cm³/rev)	(100%)(BAR)	(20 sec.max)(BAR)	(6 sec.max)(BAR)	(RPM)	(RPM)	(RPM)	(mm)	(mm)	C	C
G35060SF831	60	250	270	290	1800	2700	300	205	146	G1"	
G35073SF831	73	245	265	285				211	145		
G35082SF831	82	240	260	280				214	148		
G35090SF831	90	230	250	265				217	152	G1 1/4"	
G35100SF831	100	220	240	255				228	152.5		
G35110SF831	110	205	225	240				233	154.5		
G35120SF831	120	195	215	230	1500	2500		239.5	154.5		

KAZEL HYDRAULIC EQUIPMENTS

TECHNICAL DATA
TEKNİK DATALAR

35 SERIES ERCAH GEAR PUMP
35 SERİSİ ERCAH DİŞLİ POMPA

ISO ERCAH FOUR-PORT DUPLEX (WITH GLAND-F1)

ISO ERCAH DÖRT PORTLU ÇİFT YÖNLÜ (RAKORLU-F1)

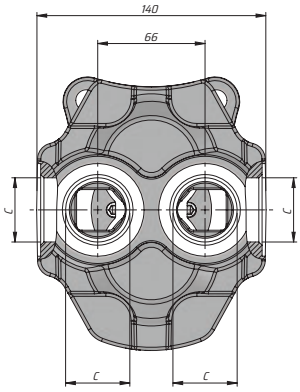

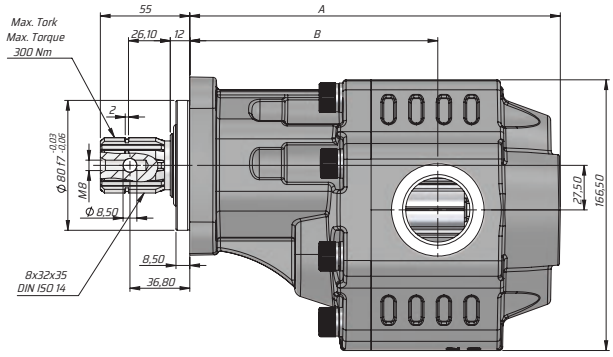

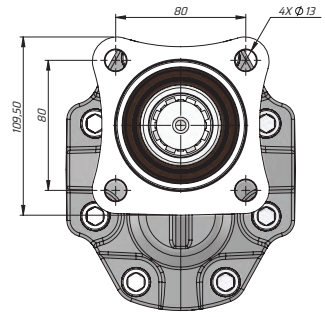

Kod Code	İletim hacmi Displacement	Max. Sürekli Basıncı Max. Continuous pressure	Maks. Aralıklı Basınç Max. Intermittent Pressure	Maks. Anlık Basınç Max. Peak Pressure	Maks. Sürekli Hız Max. Continuous Speed	Maks. Aralıklı Hız Max. Intermittent Speed	Min. Hız Min. Speed	A	B	Giriş Inlet	Çıkış Outlet
Sol/Left	(cm³/rev)	(100%)(BAR)	(20 sec.max)(BAR)	(6 sec.max)(BAR)	(RPM)	(RPM)	(RPM)	(mm)	(mm)	C	C
G35060SF131	60	250	270	290	1800	2700	300	205	146	G1"	
G35073SF131	73	245	265	285				211	145		
G35082SF131	82	240	260	280				214	148		
G35090SF131	90	230	250	265				217	152	G1 1/4"	
G35100SF131	100	220	240	255				228	152.5		
G35110SF131	110	205	225	240				233	154.5		
G35120SF131	120	195	215	230	1500	2500		239.5	154.5		

UNI ERCAH FOUR-PORT DUPLEX (WITH GLAND-F4)

UNI ERCAH DÖRT PORTLU ÇİFT YÖNLÜ (RAKORLU-F4)

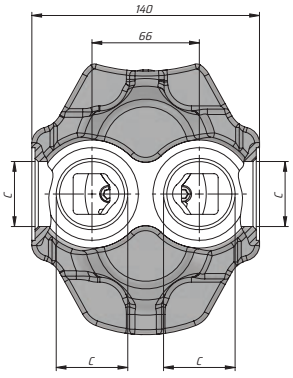

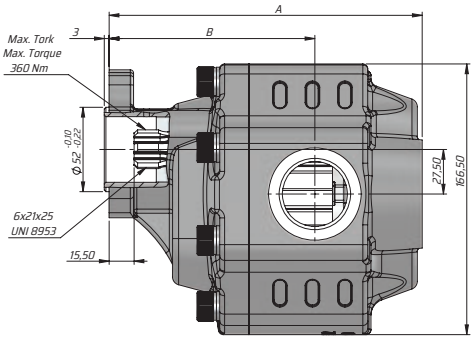

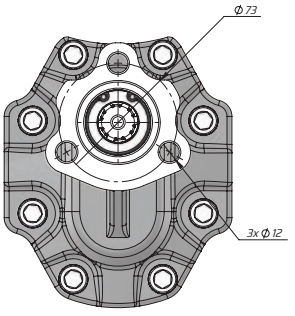

Kod Code	İletim hacmi Displacement	Max. Sürekli Basıncı Max. Continuous pressure	Maks. Aralıklı Basınç Max. Intermittent Pressure	Maks. Anlık Basınç Max. Peak Pressure	Maks. Sürekli Hız Max. Continuous Speed	Maks. Aralıklı Hız Max. Intermittent Speed	Min. Hız Min. Speed	A	B	Giriş Inlet	Çıkış Outlet
Sol/Left	(cm³/rev)	(100%)(BAR)	(20 sec.max)(BAR)	(6 sec.max)(BAR)	(RPM)	(RPM)	(RPM)	(mm)	(mm)	C	C
G35060UF431	60	250	270	290	1800	2700	300	179.5	120.5	G1"	
G35073UF431	73	245	265	285				185.5	119.5		
G35082UF431	82	240	260	280				188.5	122.5		
G35090UF431	90	230	250	265				191.5	126.5	G1 1/4"	
G35100UF431	100	220	240	255				202.5	127		
G35110UF431	110	205	225	240				207.5	129		
G35120UF431	120	195	215	230	1500	2500		214	129		

KAZEL HYDRAULIC EQUIPMENTS

TECHNICAL DATA
TEKNİK DATALAR

35 SERIES ERCAH GEAR PUMP
35 SERİSİ ERCAH DİŞLİ POMPA

UNI ERCAH FOUR-PORT DUPLEX (WITH GLAND-K9)

UNI ERCAH DÖRT PORTLU ÇİFT YÖNLÜ (RAKORLU-K9)

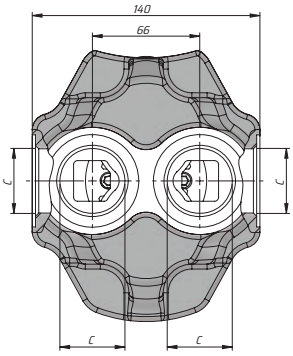

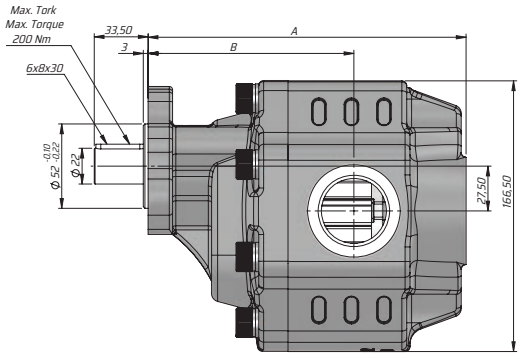

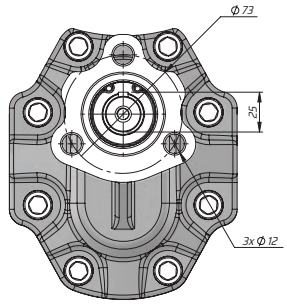

Kod Code	İletim hacmi Displacement	Max. Sürekli Basıncı Max. Continuous pressure	Maks. Aralıklı Basınç Max. Intermittent Pressure	Maks. Anlık Basınç Max. Peak Pressure	Maks. Sürekli Hız Max. Continuous Speed	Maks. Aralıklı Hız Max. Intermittent Speed	Min. Hız Min. Speed	A	B	Giriş Inlet	Çıkış Outlet
Sol/Left	(cm³/rev)	(100%)(BAR)	(20 sec.max)(BAR)	(6 sec.max)(BAR)	(RPM)	(RPM)	(RPM)	(mm)	(mm)	C	C
G35060UK931	60	250	270	290	1800	2700	300	179.5	120.5	G1"	
G35073UK931	73	245	265	285				185.5	119.5		
G35082UK931	82	240	260	280				188.5	122.5		
G35090UK931	90	230	250	265				191.5	126.5	G1 1/4"	
G35100UK931	100	220	240	255				202.5	127		
G35110UK931	110	205	225	240				207.5	129		
G35120UK931	120	195	215	230	1500	2500		214	129		

SAE B ERCAH DÖRT PORTLU ÇİFT YÖNLÜ (RAKORLU-F5)

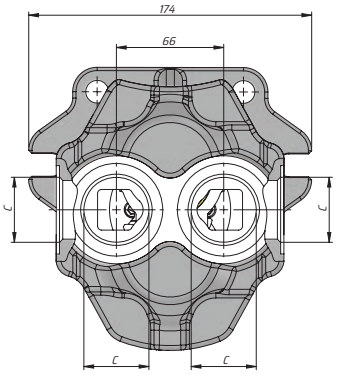

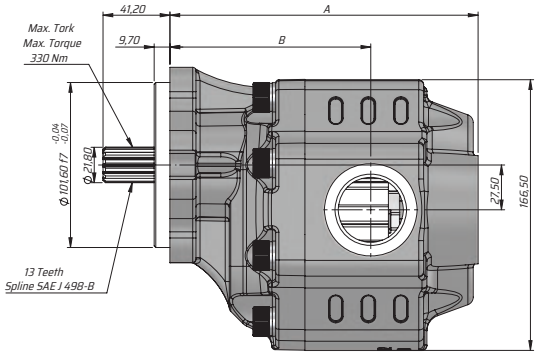

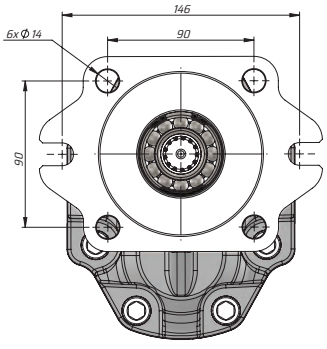

Kod Code	İletim hacmi Displacement	Max. Sürekli Basıncı Max. Continuous pressure	Maks. Aralıklı Basınç Max. Intermittent Pressure	Maks. Anlık Basınç Max. Peak Pressure	Maks. Sürekli Hız Max. Continuous Speed	Maks. Aralıklı Hız Max. Intermittent Speed	Min. Hız Min. Speed	A	B	Giriş Inlet	Çıkış Outlet
Sol/Left	(cm³/rev)	(100%)(BAR)	(20 sec.max)(BAR)	(6 sec.max)(BAR)	(RPM)	(RPM)	(RPM)	(mm)	(mm)	C	C
G35060BF536	60	250	270	290	1800	2700	300	176.5	117.5	G1"	
G35073BF536	73	245	265	285				182.5	116.5		
G35082BF536	82	240	260	280				185.5	119.5		
G35090BF536	90	230	250	265				188.5	123.5	G1 1/4"	
G35100BF536	100	220	240	255				199.5	124		
G35110BF536	110	205	225	240				204.5	126		
G35120BF536	120	195	215	230	1500	2500		211	126		

KAZEL HYDRAULIC EQUIPMENTS

TECHNICAL DATA
TEKNİK DATALAR

35 SERIES ERCAH GEAR PUMP
35 SERİSİ ERCAH DİŞLİ POMPA

SAE B ERCAH FOUR-PORT DUPLEX (WITH GLAND-F6)

SAE B ERCAH DÖRT PORTLU ÇİFT YÖNLÜ (RAKORLU-F6)



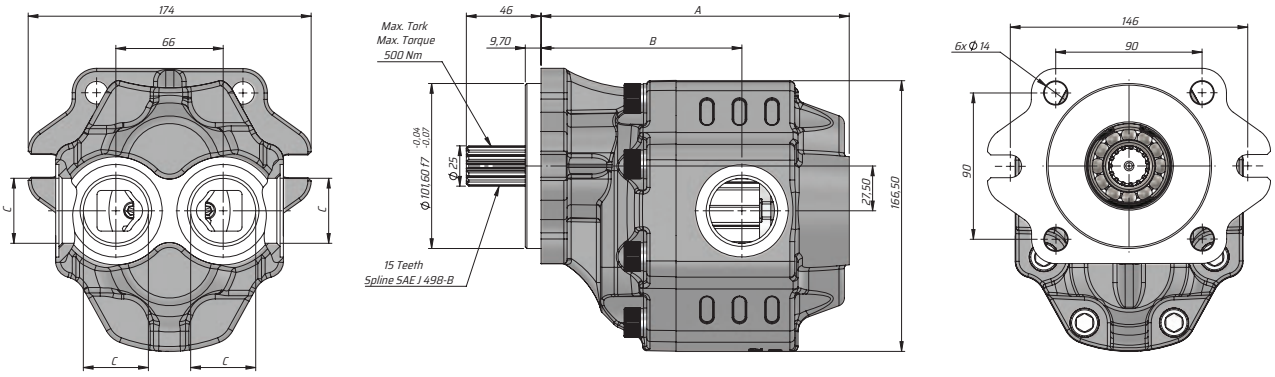

Kod Code	İletim hacmi Displacement	Max. Sürekli Basıncı Max. Continuous pressure	Maks. Aralıklı Basınç Max. Intermittent Pressure	Maks. Anlık Basınç Max. Peak Pressure	Maks. Sürekli Hız Max. Continuous Speed	Maks. Aralıklı Hız Max. Intermittent Speed	Min. Hız Min. Speed	A	B	Giriş Inlet	Çıkış Outlet
Sol/Left	(cm³/rev)	(100%)(BAR)	(20 sec.max)(BAR)	(6 sec.max)(BAR)	(RPM)	(RPM)	(RPM)	(mm)	(mm)	C	C
G35060BF636	60	250	270	290	1800	2700	300	176.5	117.5	G1"	
G35073BF636	73	245	265	285				182.5	116.5		
G35082BF636	82	240	260	280				185.5	119.5		
G35090BF636	90	230	250	265				188.5	123.5	G1 1/4"	
G35100BF636	100	220	240	255				199.5	124		
G35110BF636	110	205	225	240				204.5	126		
G35120BF636	120	195	215	230	1500	2500		211	126		

ISO ERCAH FOUR-PORT BI-DIRECTIONAL (WITH UNION-F1)- (ISO SHORT COVER)

ISO ERCAH DÖRT PORTLU ÇİFT YÖNLÜ (RAKORLU-F1)-(ISO SHORT KAPAK)

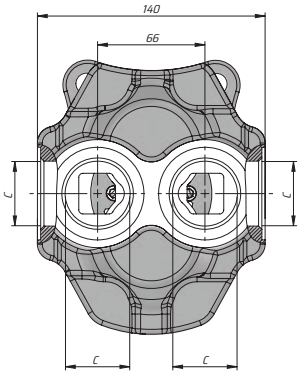

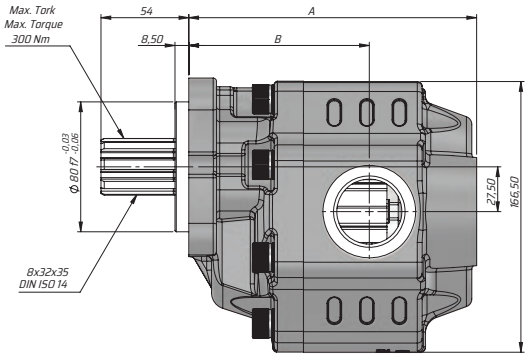

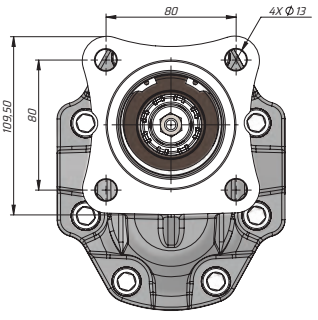

Kod Code	İletim hacmi Displacement	Max. Sürekli Basıncı Max. Continuous pressure	Maks. Aralıklı Basınç Max. Intermittent Pressure	Maks. Anlık Basınç Max. Peak Pressure	Maks. Sürekli Hız Max. Continuous Speed	Maks. Aralıklı Hız Max. Intermittent Speed	Min. Hız Min. Speed	A	B	Giriş Inlet	Çıkış Outlet
Sol/Left	(cm³/rev)	(100%)(BAR)	(20 sec.max)(BAR)	(6 sec.max)(BAR)	(RPM)	(RPM)	(RPM)	(mm)	(mm)	C	C
G35060SSF131	60	250	270	290				164	105		
G35073SSF131	73	245	265	285				170	104	G1"	
G35082SSF131	82	240	260	280	1800	2700		173	107		
G35090SSF131	90	230	250	265			300	176	111		
G35100SSF131	100	220	240	255				187	111.5	G1 1/4"	
G35110SSF131	110	205	225	240				192	113.5		
G35120SSF131	120	195	215	230	1500	2500		198.5	113.5		

KAZEL HYDRAULIC EQUIPMENTS

TECHNICAL DATA
TEKNİK DATALAR

35 SERIES ERCAH GEAR PUMP
35 SERİSİ ERCAH DİŞLİ POMPA

ISO ERCAH FOUR PORT BI-DIRECTIONAL HYDROMOTOR (WITH GLAND-F1)

ISO ERCAH DÖRT PORTLU ÇİFT YÖNLÜ HYDROMOTOR (RAKORLU-F1)

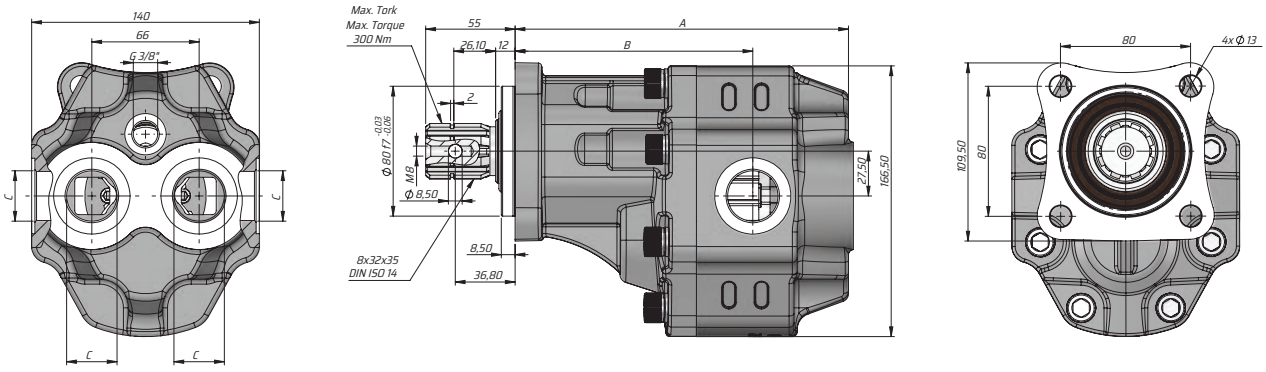

Kod Code	İletim hacmi Displacement	Max. Sürekli Basıncı Max. Continuous pressure	Maks. Aralıklı Basınç Max. Intermittent Pressure	Maks. Anlık Basınç Max. Peak Pressure	Maks. Sürekli Hız Max. Continuous Speed	Maks. Aralıklı Hız Max. Intermittent Speed	Min. Hız Min. Speed	A	B	Giriş Inlet	Çıkış Outlet
Sol/Left	(cm³/rev)	(100%)(BAR)	(20 sec.max)(BAR)	(6 sec.max)(BAR)	(RPM)	(RPM)	(RPM)	(mm)	(mm)	C	C
GM35060SF131	60	250	270	290	1800	2700	300	205	146	G1"	
GM35073SF131	73	245	265	285				211	145		
GM35082SF131	82	240	260	280				214	148		
GM35090SF131	90	230	250	265				217	152	G1 1/4"	
GM35100SF131	100	220	240	255				228	152.5		
GM35110SF131	110	205	225	240				233	154.5		
GM35120SF131	120	195	215	230	1500	2500		239.5	154.5		

UNI ERCAH FOUR PORT BI-DIRECTIONAL HYDROMOTOR (WITH UNION-F4)

UNI ERCAH DÖRT PORTLU ÇİFT YÖNLÜ HYDROMOTOR (RAKORLU-F4)

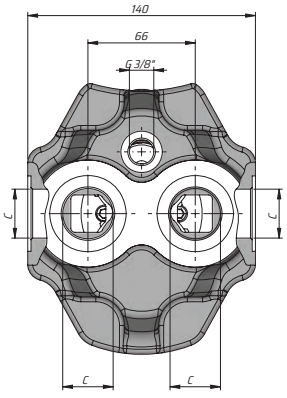

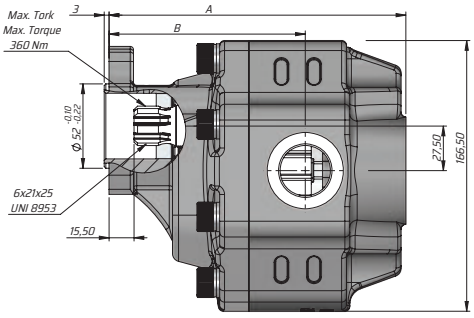

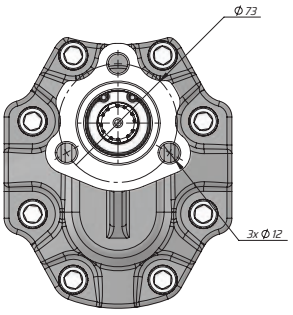

Kod Code	İletim hacmi Displacement	Max. Sürekli Basıncı Max. Continuous pressure	Maks. Aralıklı Basınç Max. Intermittent Pressure	Maks. Anlık Basınç Max. Peak Pressure	Maks. Sürekli Hız Max. Continuous Speed	Maks. Aralıklı Hız Max. Intermittent Speed	Min. Hız Min. Speed	A	B	Giriş Inlet	Çıkış Outlet
Sol/Left	(cm³/rev)	(100%)(BAR)	(20 sec.max)(BAR)	(6 sec.max)(BAR)	(RPM)	(RPM)	(RPM)	(mm)	(mm)	C	C
GM35060UF431	60	250	270	290	1800	2700	300	179.5	120.5	G1"	
GM35073UF431	73	245	265	285				185.5	119.5		
GM35082UF431	82	240	260	280				188.5	122.5		
GM35090UF431	90	230	250	265				191.5	126.5	G1 1/4"	
GM35100UF431	100	220	240	255				202.5	127		
GM35110UF431	110	205	225	240				207.5	129		
GM35120UF431	120	195	215	230	1500	2500		214	129		

KAZEL HYDRAULIC EQUIPMENTS

TECHNICAL DATA
TEKNİK DATALAR

35 SERIES ERCAH GEAR PUMP
35 SERİSİ ERCAH DİŞLİ POMPA

UNI ERCAH FOUR PORT BI-DIRECTORIAL HYDROMOTOR (WITH GLAND-K9)

UNI ERCAH DÖRT PORTLU ÇİFT YÖNLÜ HYDROMOTOR (RAKORLU-K9)

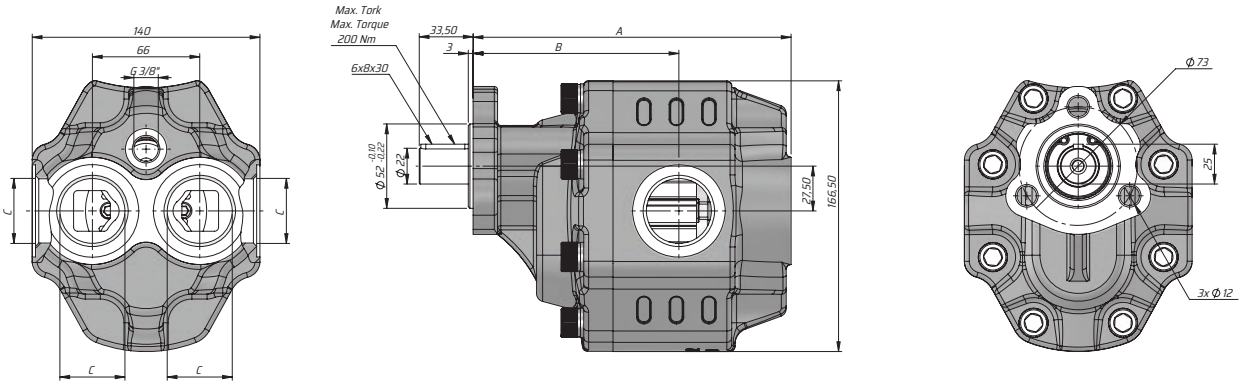

Kod Code	İletim hacmi Displacement	Max. Sürekli Basıncı Max. Continuous pressure	Maks. Aralıklı Basınç Max. Intermittent Pressure	Maks. Anlık Basınç Max. Peak Pressure	Maks. Sürekli Hız Max. Continuous Speed	Maks. Aralıklı Hız Max. Intermittent Speed	Min. Hız Min. Speed	A	B	Giriş Inlet	Çıkış Outlet
Sol/Left	(cm³/rev)	(100%)(BAR)	(20 sec.max)(BAR)	(6 sec.max)(BAR)	(RPM)	(RPM)	(RPM)	(mm)	(mm)	C	C
GM35060UK931	60	250	270	290	1800	2700	300	179.5	120.5	G1"	
GM35073UK931	73	245	265	285				185.5	119.5		
GM35082UK931	82	240	260	280				188.5	122.5		
GM35090UK931	90	230	250	265				191.5	126.5	G1 1/4"	
GM35100UK931	100	220	240	255				202.5	127		
GM35110UK931	110	205	225	240				207.5	129		
GM35120UK931	120	195	215	230	1500	2500		214	129		



40 SERİSİ GANİ DİŞLİ POMPA

40 SERIES GANI GEAR PUMP

KAZELOGLU.COM.TR

KAZEL®
HYDRAULIC EQUIPMENTS

KAZEL HYDRAULIC EQUIPMENTS

CODING SYSTEM
KODLAMA SİSTEMİ

40 SERIES GANI GEAR PUMP
40 SERİSİ GANİ DİŞLİ POMPA

G	40					1
ÜRÜN TİPİ PRODUCT TYPE	**POMPA SERİSİ** PUMP SERIES	**LİTRE** LITER	**KAPAK TİPİ** COVER TYPE	**ŞAFT TİPİ** SHAFT TYPE	**DÖNÜŞ YÖNÜ** ROTATION	**GİRİŞ ÇIKIŞ DELİKLERİ** INLET OUTLET PORTS

63	**63.2** cm³/rev
73	**73.1** cm³/rev
87	**87.25** cm³/rev
109	**108.9** cm³/rev
116	**115.9** cm³/rev
133	**132.95** cm³/rev
151	**151.10** cm³/rev

1	**SOL** LEFT	
2	**SAĞ** RIGHT	

1	**Rakorlu Bağlantı** Pipe thread Connection

S	**4 Delikli ISO** 4 Holes ISO	
U	**3 Delikli UNI** 3 Holes UNI	
R	**2+4 Delikli SAE C** 2+4 Holes SAE C	
C	**4 Delikli SAE C** 4 HolesSAE C	

Bk. Sayfa See Page

F1	**8x32x36** DIN 5462	
F2	**1-3/8" ASAE** DIN 9611	
F3	**1-3/8" ASAE** DIN 9611	
F4	**6x21x25** 21 UNI 222	
F8	**1-3/8" ASAE** DIN 9611	
F9	**15 Teeth** SAE J498B	
F10	**14 Teeth** SAE J498B	
K10	**8x8x45 Kamalı Key** Keyed Shaft	
K11	**8x8x38.10 Kamalı Key** Keyed Shaft	
K12	**8x8x38.10 Kamalı Key** Keyed Shaft	

Bk. Sayfa See Page

Sağ Dönüşlü Pompa
Clockwise Rotation Pump

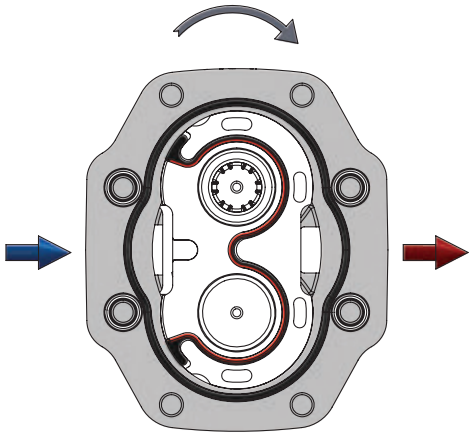

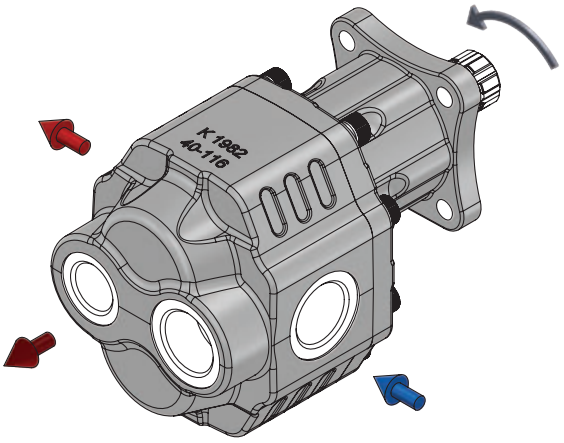

Sol Dönüşlü Pompa
Anticlockwise Rotation Pump

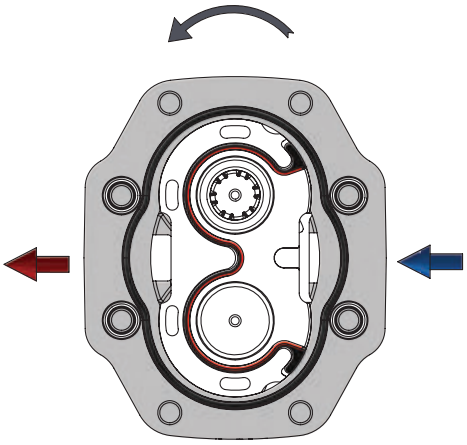

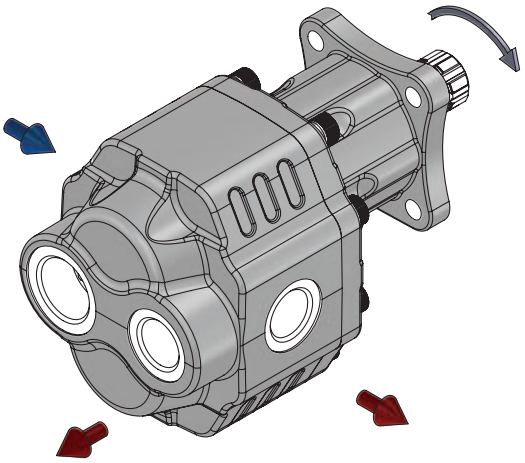

Çift Dönüşlü Pompa
Bi-Directional Pump

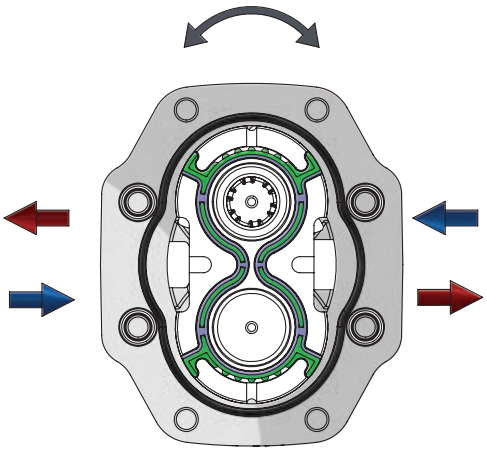

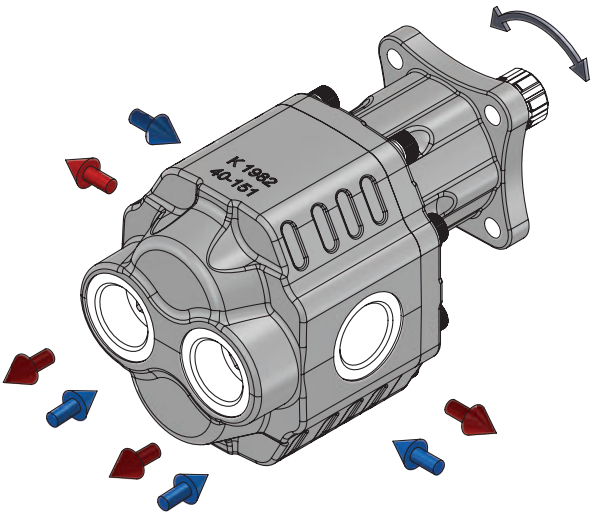

KAZEL HYDRAULIC EQUIPMENTS

FRONT COVERS
ÖN KAPAKLAR

40 SERIES GANI GEAR PUMP
40 SERİSİ GANİ DİŞLİ POMPA

S

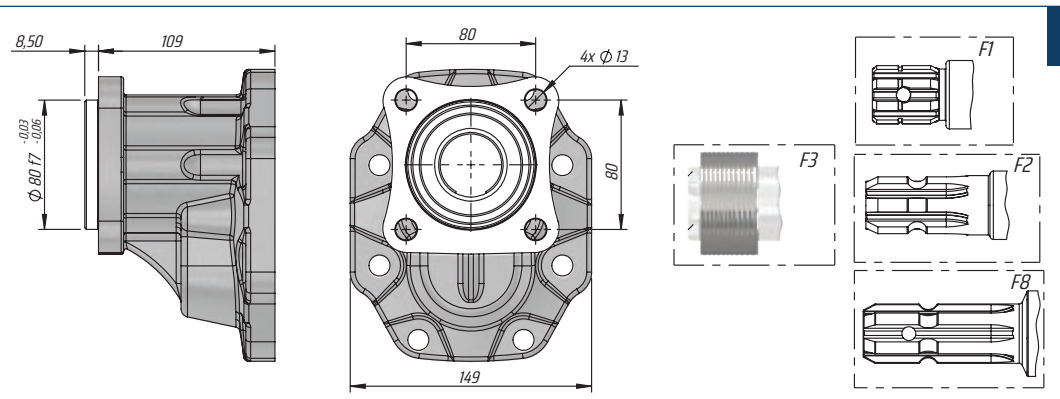

U

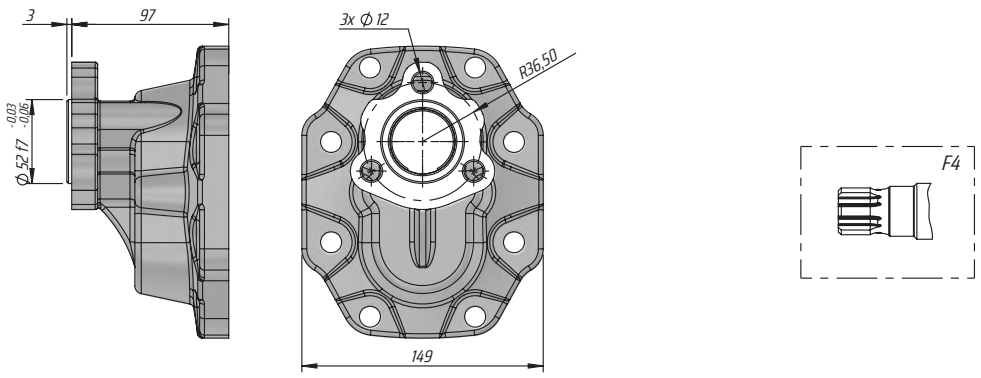

C

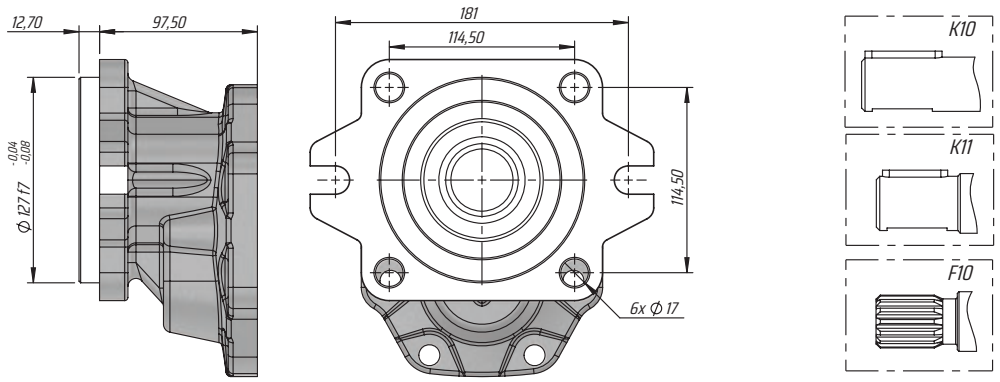

R

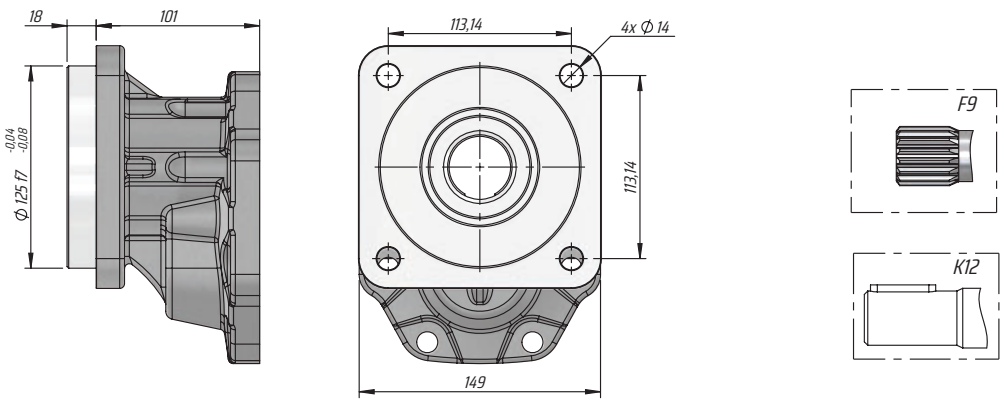

F1

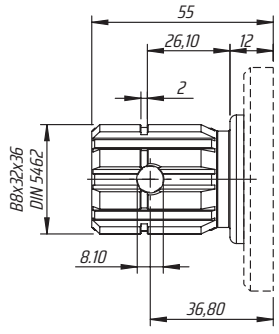

MAX 300 Nm

F2

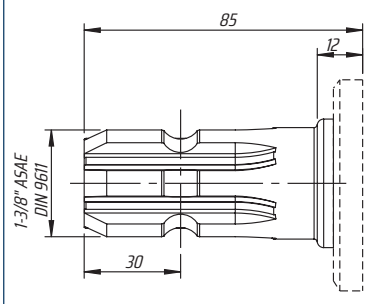

MAX 300 Nm

F3

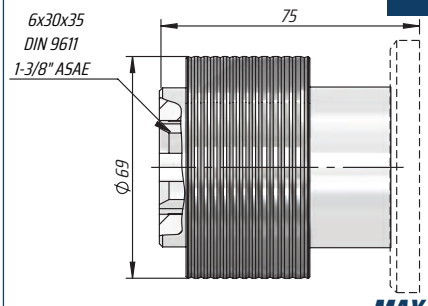

MAX 300 Nm

F4

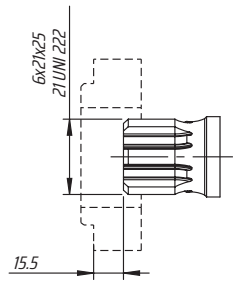

MAX 360 Nm

F8

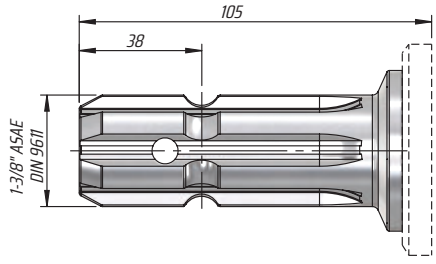

MAX 330 Nm

F9

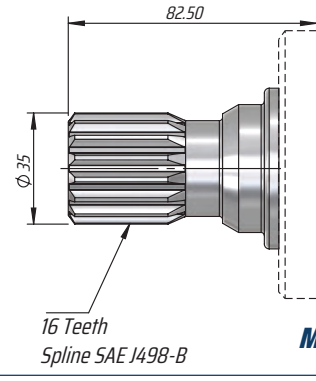

MAX 900 Nm

F10

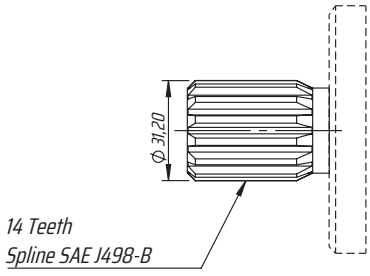

MAX 900 Nm

K10

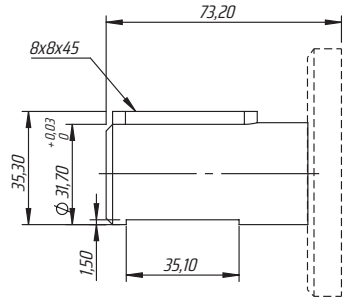

MAX600 Nm

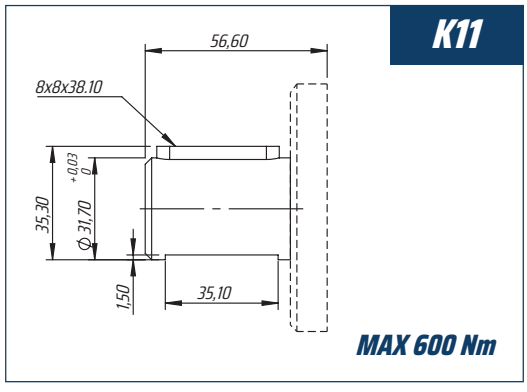

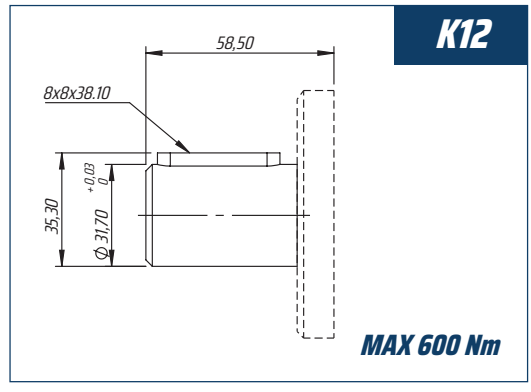

TEK YÖNLÜ RAKOR BAĞLANTILI DİŞLİ POMPA

SINGLE ROTATION GEAR PUMP WITH PIPE THREAD

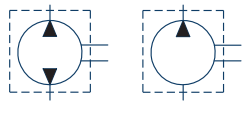

HİDROLİK SEMBOL
HYDRAULIC SYMBOL

Fluid	Mineral or synthetic compatible with the following seals: NBR, FKM, FPM, Nylon				
Kinematic viscosity suggested	Average ambient temp. (°C)	< -10	-10÷10	10÷35	> 35
	VG (cSt = mm²/s)	22	32	46	68
Optimale kinematic viscosity			VG= 10 cSt ÷ 100 cSt		
Max kinematic viscosity suggested at the start-up			VG= 750 cSt		
Viscosity index suggested VI > 100		Working temperature -15°C +100°C			
Oil filtering			> 200 bar: 10 µm < 200 bar: 25 µm		
Inlet pressure			-0,3 ÷ 2 bar		

SAE C GANİ ÇİFT YÖNLÜ HYDROMOTOR (RAKORLU-F9)



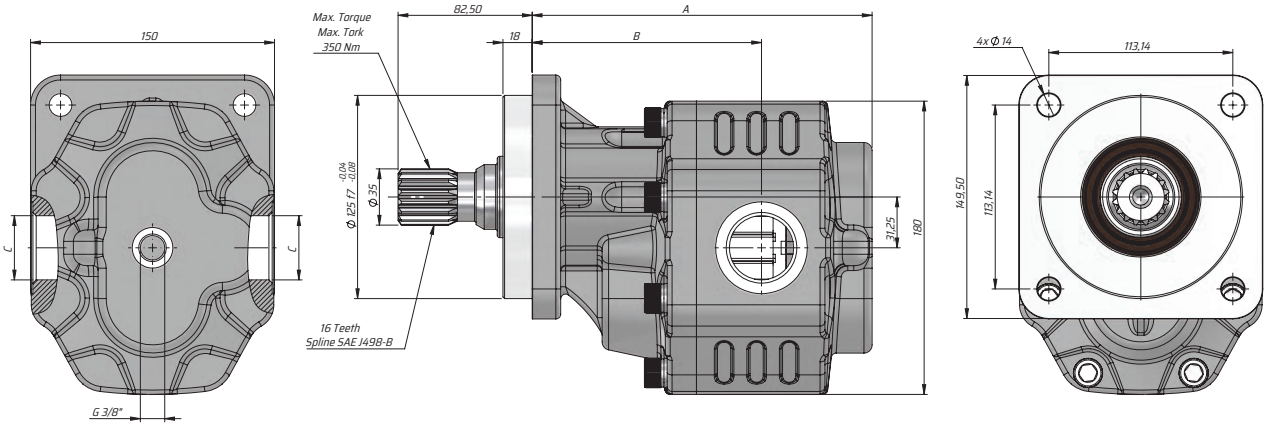

Kod Code	İletim hacmi Displacement	Max. Sürekli Basıncı Max. Continuous pressure	Maks. Aralıklı Basınç Max. Intermittent Pressure	Maks. Anlık Basınç Max. Peak Pressure	Maks. Sürekli Hız Max. Continuous Speed	Maks. Aralıklı Hız Max. Intermittent Speed	Min. Hız Min. Speed	A	B	Giriş Inlet	Çıkış Outlet
Sol/Left	(cm³/rev)	(100%)(BAR)	(20 sec.max)(BAR)	(6 sec.max)(BAR)	(RPM)	(RPM)	(RPM)	(mm)	(mm)	C	C
GM40063RF931	63	290	315	325	1800	2700	300	192	131	G1"	
GM40073RF931	73	280	300	315				196	131		
GM40087RF931	87	260	280	290				201	135		
GM40109RF931	109	250	270	280				209	141	G1 1/4"	
GM40116RF931	116	240	260	270	1500			209	142.5		
GM40133RF931	133	220	250	260		2500		218	142		
GM40151RF931	151	180	210	220				224	144.5		

KAZEL HYDRAULIC EQUIPMENTS

TECHNICAL DATA
TEKNİK DATALAR

40 SERIES GANI GEAR PUMP
40 SERİSİ GANİ DİŞLİ POMPA

ASAE GANI BI-DIRECTIONAL HYDROMOTOR (WITH GLAND-F2)

ASAE GANİ ÇİFT YÖNLÜ HYDROMOTOR (RAKORLU-F2)



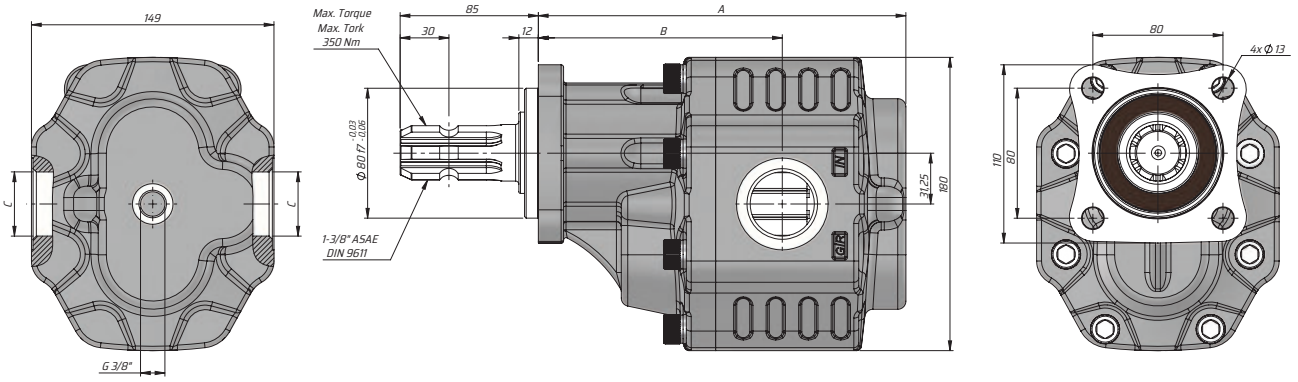

Kod Code	İletim hacmi Displacement	Max. Sürekli Basıncı Max. Continuous pressure	Maks. Aralıklı Basınç Max. Intermittent Pressure	Maks. Anlık Basınç Max. Peak Pressure	Maks. Sürekli Hız Max. Continuous Speed	Maks. Aralıklı Hız Max. Intermittent Speed	Min. Hız Min. Speed	A	B	Giriş Inlet	Çıkış Outlet
Sol/Left	(cm³/rev)	(100%)(BAR)	(20 sec.max)(BAR)	(6 sec.max)(BAR)	(RPM)	(RPM)	(RPM)	(mm)	(mm)	C	C
GM40063SF231	63	290	315	325	1800	2700	300	200	139	G1"	
GM40073SF231	73	280	300	315				204	139		
GM40087SF231	87	260	280	290				209	144		
GM40109SF231	109	250	270	280				217	149	G1 1/4"	
GM40116SF231	116	240	260	270	1500			217	149		
GM40133SF231	133	220	250	260		2500		226	150		
GM40151SF231	151	180	210	220				232	153		

ASAE GANI BI-DIRECTIONAL HYDROMOTOR (WITH GLAND-F8)

ASAE GANİ ÇİFT YÖNLÜ HYDROMOTOR (RAKORLU-F8)

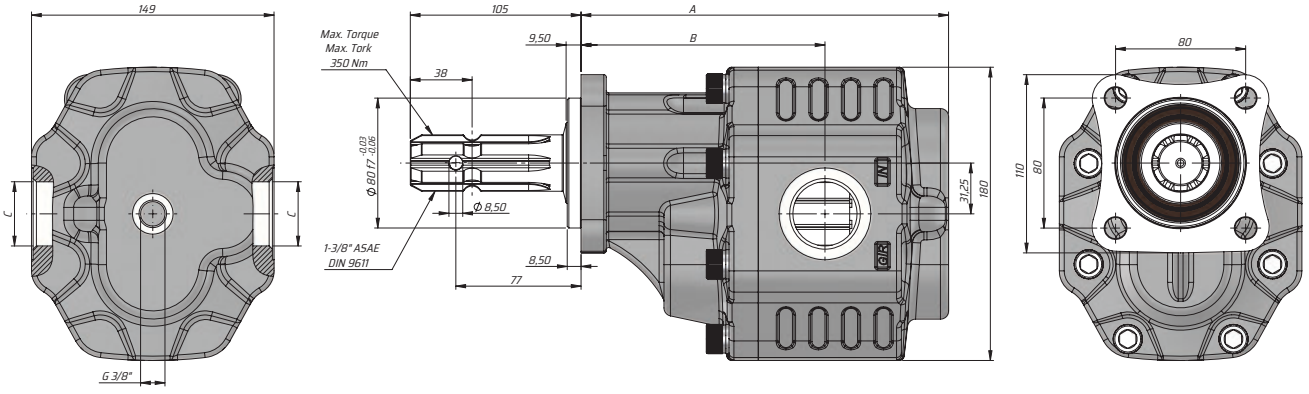

Kod Code	İletim hacmi Displacement	Max. Sürekli Basıncı Max. Continuous pressure	Maks. Aralıklı Basınç Max. Intermittent Pressure	Maks. Anlık Basınç Max. Peak Pressure	Maks. Sürekli Hız Max. Continuous Speed	Maks. Aralıklı Hız Max. Intermittent Speed	Min. Hız Min. Speed	A	B	Giriş Inlet	Çıkış Outlet
Sol/Left	(cm³/rev)	(100%)(BAR)	(20 sec.max)(BAR)	(6 sec.max)(BAR)	(RPM)	(RPM)	(RPM)	(mm)	(mm)	C	C
GM40063SF831	63	290	315	325	1800	2700	300	200	139	G1"	
GM40073SF831	73	280	300	315				204	139		
GM40087SF831	87	260	280	290				209	144		
GM40109SF831	109	250	270	280				217	149	G1 1/4"	
GM40116SF831	116	240	260	270	1500			217	149		
GM40133SF831	133	220	250	260		2500		226	150		
GM40151SF831	151	180	210	220				232	153		

KAZEL HYDRAULIC EQUIPMENTS

TECHNICAL DATA
TEKNİK DATALAR

40 SERIES GANI GEAR PUMP
40 SERİSİ GANİ DİŞLİ POMPA

ISO GANI BI-DIRECTIONAL HYDROMOTOR (WITH GLAND-F1)

ISO GANİ ÇİFT YÖNLÜ HYDROMOTOR (RAKORLU-F1)



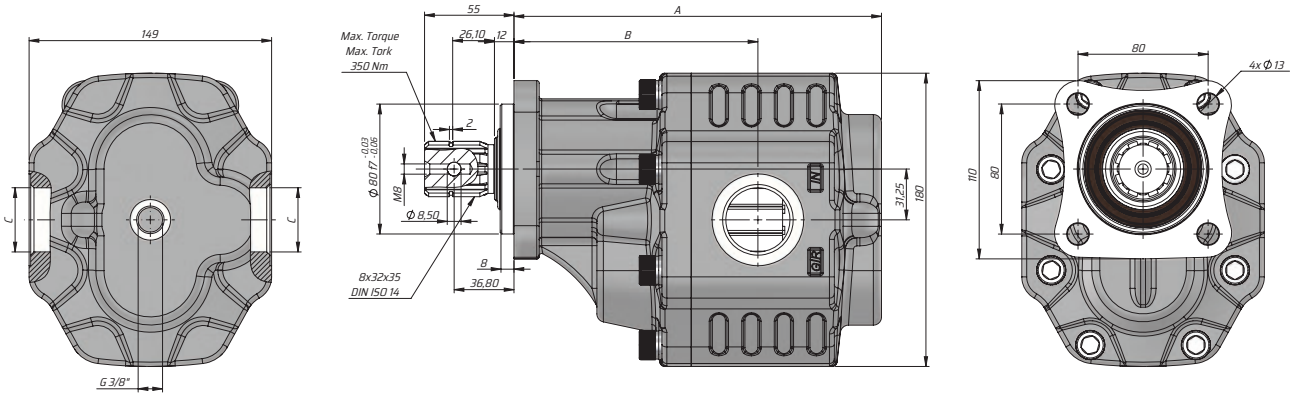

Kod Code	İletim hacmi Displacement	Max. Sürekli Basıncı Max. Continuous pressure	Maks. Aralıklı Basınç Max. Intermittent Pressure	Maks. Anlık Basınç Max. Peak Pressure	Maks. Sürekli Hız Max. Continuous Speed	Maks. Aralıklı Hız Max. Intermittent Speed	Min. Hız Min. Speed	A	B	Giriş Inlet	Çıkış Outlet
Sol/Left	(cm³/rev)	(100%)(BAR)	(20 sec.max)(BAR)	(6 sec.max)(BAR)	(RPM)	(RPM)	(RPM)	(mm)	(mm)	C	C
GM40063SF131	63	290	315	325	1800	2700	300	200	139	G1"	
GM40073SF131	73	280	300	315				204	139		
GM40087SF131	87	260	280	290				209	144		
GM40109SF131	109	250	270	280				217	149	G1 1/4"	
GM40116SF131	116	240	260	270	1500			217	149		
GM40133SF131	133	220	250	260		2500		226	150		
GM40151SF131	151	180	210	220				232	153		

TRC GANI BI-DIRECTIONAL HYDROMOTOR (WITH GLAND-F3)

TRC GANİ ÇİFT YÖNLÜ HYDROMOTOR (RAKORLU-F3)

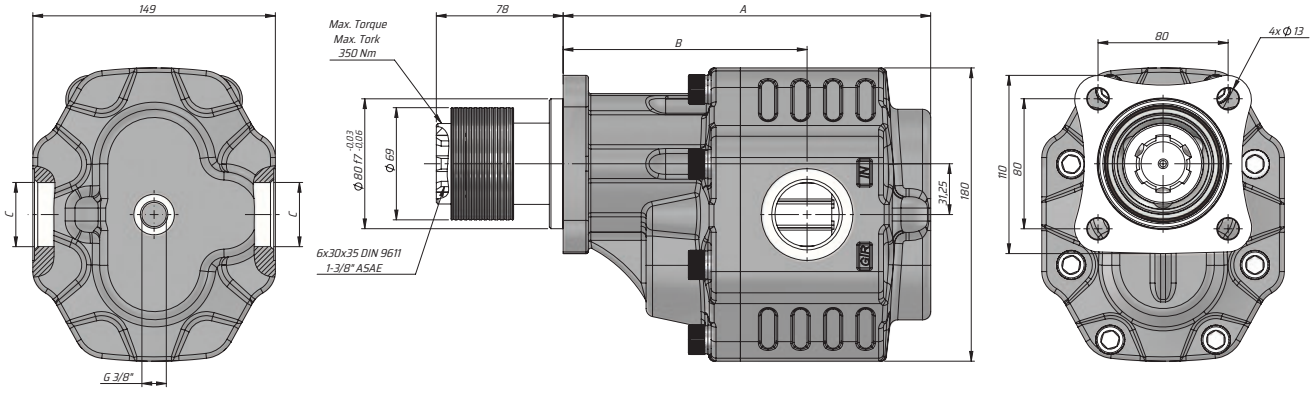

Kod Code	İletim hacmi Displacement	Max. Sürekli Basıncı Max. Continuous pressure	Maks. Aralıklı Basınç Max. Intermittent Pressure	Maks. Anlık Basınç Max. Peak Pressure	Maks. Sürekli Hız Max. Continuous Speed	Maks. Aralıklı Hız Max. Intermittent Speed	Min. Hız Min. Speed	A	B	Giriş Inlet	Çıkış Outlet
Sol/Left	(cm³/rev)	(100%)(BAR)	(20 sec.max)(BAR)	(6 sec.max)(BAR)	(RPM)	(RPM)	(RPM)	(mm)	(mm)	C	C
GM40063SF331	63	290	315	325	1800	2700	300	200	139	G1"	
GM40073SF331	73	280	300	315				204	139		
GM40087SF331	87	260	280	290				209	144		
GM40109SF331	109	250	270	280				217	149	G1 1/4"	
GM40116SF331	116	240	260	270	1500			217	149		
GM40133SF331	133	220	250	260		2500		226	150		
GM40151SF331	151	180	210	220				232	153		

KAZEL HYDRAULIC EQUIPMENTS

TECHNICAL DATA
TEKNİK DATALAR

40 SERIES GANI GEAR PUMP
40 SERİSİ GANİ DİŞLİ POMPA

SAE C 2+4 GANI BI-DIRECTIONAL HYDROMOTOR (WITH GLAND-F10)

SAE C 2+4 GANİ ÇİFT YÖNLÜ HYDROMOTOR (RAKORLU-F10)



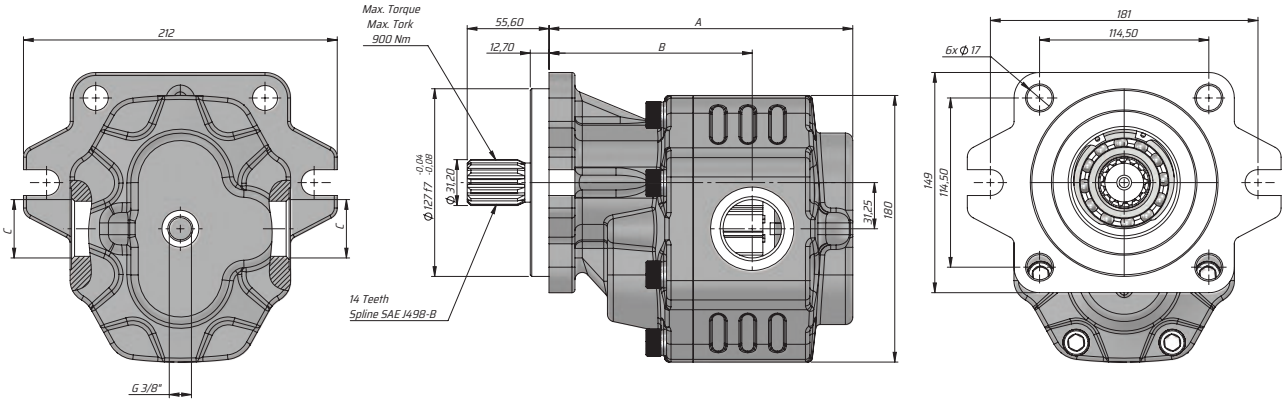

Kod Code	İletim hacmi Displacement	Max. Sürekli Basıncı Max. Continuous pressure	Maks. Aralıklı Basınç Max. Intermittent Pressure	Maks. Anlık Basınç Max. Peak Pressure	Maks. Sürekli Hız Max. Continuous Speed	Maks. Aralıklı Hız Max. Intermittent Speed	Min. Hız Min. Speed	A	B	Giriş Inlet	Çıkış Outlet
Sol/Left	(cm³/rev)	(100%)(BAR)	(20 sec.max)(BAR)	(6 sec.max)(BAR)	(RPM)	(RPM)	(RPM)	(mm)	(mm)	C	C
GM40063CF1031	63	290	315	325	1800	2700	300	188.5	127.5	G1"	
GM40073CF1031	73	280	300	315				192.5	127.5		
GM40087CF1031	87	260	280	290				197.5	131.5		
GM40109CF1031	109	250	270	280				205.5	137.5	G1 1/4"	
GM40116CF1031	116	240	260	270	1500			205.5	137.5		
GM40133CF1031	133	220	250	260		2500		214.5	138.5		
GM40151CF1031	155	180	210	220				220.5	141		

SAE C 2+4 GANİ ÇİFT YÖNLÜ HYDROMOTOR (RAKORLU-K10)



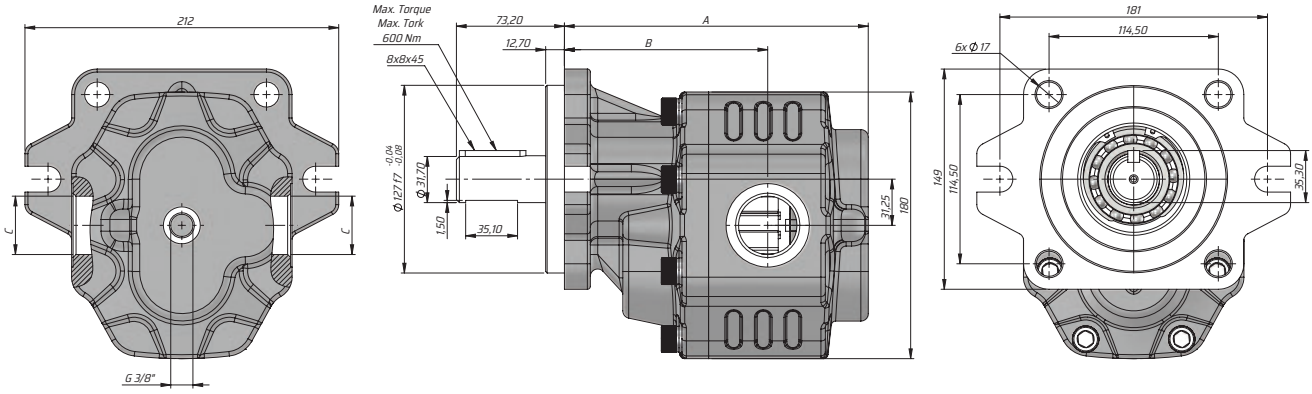

Kod Code	İletim hacmi Displacement	Max. Sürekli Basıncı Max. Continuous pressure	Maks. Aralıklı Basınç Max. Intermittent Pressure	Maks. Anlık Basınç Max. Peak Pressure	Maks. Sürekli Hız Max. Continuous Speed	Maks. Aralıklı Hız Max. Intermittent Speed	Min. Hız Min. Speed	A	B	Giriş Inlet	Çıkış Outlet
Sol/Left	(cm³/rev)	(100%)(BAR)	(20 sec.max)(BAR)	(6 sec.max)(BAR)	(RPM)	(RPM)	(RPM)	(mm)	(mm)	C	C
GM40063CK1031	63	290	315	325	1800	2700	300	188.5	127.5	G1"	
GM40073CK1031	73	280	300	315				192.5	127.5		
GM40087CK1031	87	260	280	290				197.5	131.5		
GM40109CK1031	109	250	270	280				205.5	137.5	G1 1/4"	
GM40116CK1031	116	240	260	270	1500			205.5	137.5		
GM40133CK1031	133	220	250	260		2500		214.5	138.5		
GM40151CK1031	155	180	210	220				220.5	141		

KAZEL HYDRAULIC EQUIPMENTS

TECHNICAL DATA
TEKNİK DATALAR

40 SERIES GANI GEAR PUMP
40 SERİSİ GANİ DİŞLİ POMPA

SAE C 2+4 GANI BI-DIRECTIONAL HYDROMOTOR (WITH GLAND-K11)

SAE C 2+4 GANİ ÇİFT YÖNLÜ HYDROMOTOR (RAKORLU-K11)



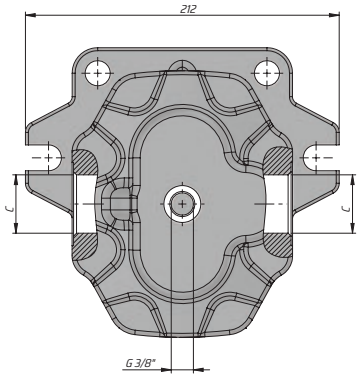

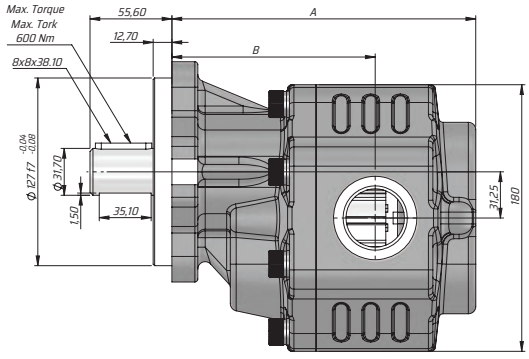

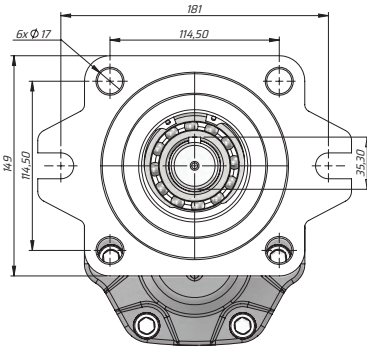

Kod Code	İletim hacmi Displacement	Max. Sürekli Basıncı Max. Continuous pressure	Maks. Aralıklı Basınç Max. Intermittent Pressure	Maks. Anlık Basınç Max. Peak Pressure	Maks. Sürekli Hız Max. Continuous Speed	Maks. Aralıklı Hız Max. Intermittent Speed	Min. Hız Min. Speed	A	B	Giriş Inlet	Çıkış Outlet
Sol/Left	(cm³/rev)	(100%)(BAR)	(20 sec.max)(BAR)	(6 sec.max)(BAR)	(RPM)	(RPM)	(RPM)	(mm)	(mm)	C	C
GM40063CK1131	63	290	315	325	1800	2700	300	188.5	127.5	G1"	
GM40073CK1131	73	280	300	315				192.5	127.5		
GM40087CK1131	87	260	280	290				197.5	131.5		
GM40109CK1131	109	250	270	280				205.5	137.5	G1 1/4"	
GM40116CK1131	116	240	260	270	1500			205.5	137.5		
GM40133CK1131	133	220	250	260		2500		214.5	138.5		
GM40151CK1131	155	180	210	220				220.5	141		

UNI GANI BI-DIRECTIONAL HYDROMOTOR (WITH GLANDD-F4)

UNI GANİ ÇİFT YÖNLÜ HYDROMOTOR (RAKORLU-F4)

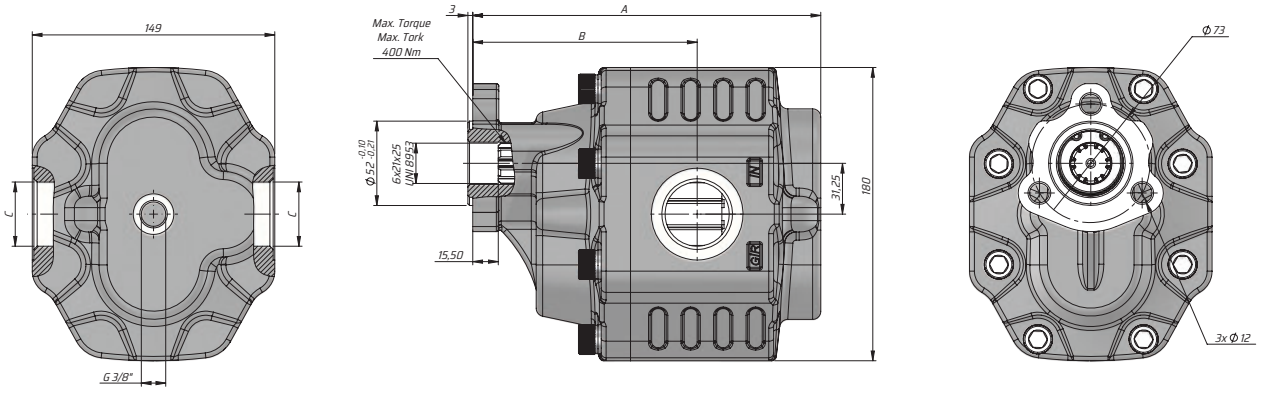

Kod Code	İletim hacmi Displacement	Max. Sürekli Basıncı Max. Continuous pressure	Maks. Aralıklı Basınç Max. Intermittent Pressure	Maks. Anlık Basınç Max. Peak Pressure	Maks. Sürekli Hız Max. Continuous Speed	Maks. Aralıklı Hız Max. Intermittent Speed	Min. Hız Min. Speed	A	B	Giriş Inlet	Çıkış Outlet
Sol/Left	(cm³/rev)	(100%)(BAR)	(20 sec.max)(BAR)	(6 sec.max)(BAR)	(RPM)	(RPM)	(RPM)	(mm)	(mm)	C	C
GM40063UF431	63	290	315	325	1800	2700	300	188	127	G1"	
GM40073UF431	73	280	300	315				192	127		
GM40087UF431	87	260	280	290				197	131		
GM40109UF431	109	250	270	280				205	137	G1 1/4"	
GM40116UF431	116	240	260	270	1500			205	137		
GM40133UF431	133	220	250	260		2500		214	138		
GM40151UF431	151	180	210	220				220	140.5		

KAZEL HYDRAULIC EQUIPMENTS

TECHNICAL DATA
TEKNİK DATALAR

40 SERIES GANI GEAR PUMP
40 SERİSİ GANİ DİŞLİ POMPA

SAE C GANI BI-DIRECTIONAL (GLANDED-F9)

SAE C GANİ ÇİFT YÖNLÜ (RAKORLU-F9)



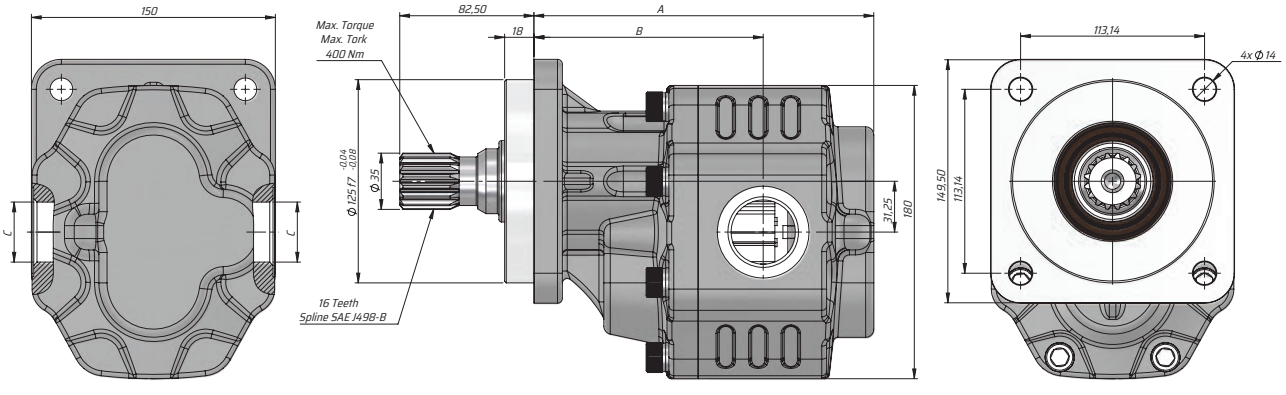

Kod Code	İletim hacmi Displacement	Max. Sürekli Basıncı Max. Continuous pressure	Maks. Aralıklı Basınç Max. Intermittent Pressure	Maks. Anlık Basınç Max. Peak Pressure	Maks. Sürekli Hız Max. Continuous Speed	Maks. Aralıklı Hız Max. Intermittent Speed	Min. Hız Min. Speed	A	B	Giriş Inlet	Çıkış Outlet
Sol/Left	(cm³/rev)	(100%)(BAR)	(20 sec.max)(BAR)	(6 sec.max)(BAR)	(RPM)	(RPM)	(RPM)	(mm)	(mm)	C	C
G40063RF931	63	290	315	325	1800	2700	300	192	131	G1"	
G40073RF931	73	280	300	315				196	131		
G40087RF931	87	260	280	290				201	135		
G40109RF931	109	250	270	280				209	141	G1 1/4"	
G40116RF931	116	240	260	270	1500			209	142.5		
G40133RF931	133	220	250	260		2500		218	142		
G40151RF931	151	180	210	220				224	144.5		

ASAE GANI BI-DIRECTIONAL (GLANDED-F2)

ASAE GANİ ÇİFT YÖNLÜ (RAKORLU-F2)



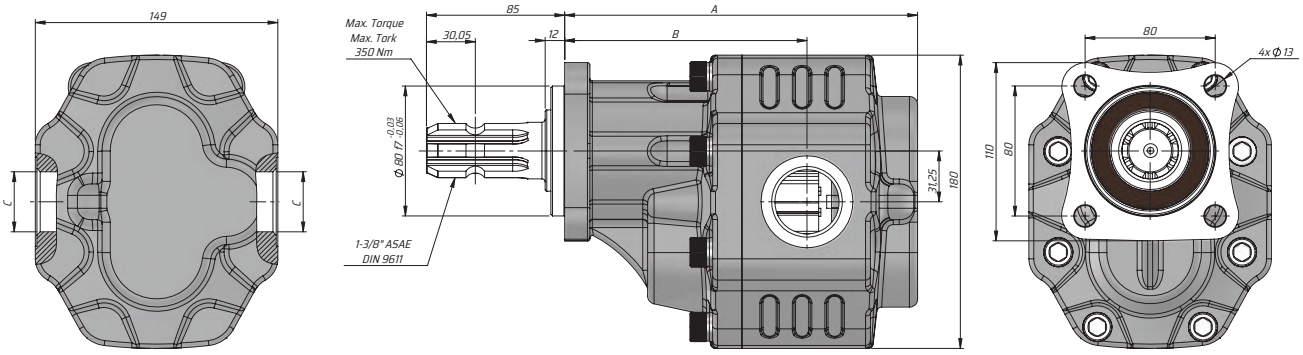

Kod Code	İletim hacmi Displacement	Max. Sürekli Basıncı Max. Continuous pressure	Maks. Aralıklı Basınç Max. Intermittent Pressure	Maks. Anlık Basınç Max. Peak Pressure	Maks. Sürekli Hız Max. Continuous Speed	Maks. Aralıklı Hız Max. Intermittent Speed	Min. Hız Min. Speed	A	B	Giriş Inlet	Çıkış Outlet
Sol/Left	(cm³/rev)	(100%)(BAR)	(20 sec.max)(BAR)	(6 sec.max)(BAR)	(RPM)	(RPM)	(RPM)	(mm)	(mm)	C	C
G40063SF231	63	290	315	325	1800	2700	300	200	139	G1"	
G40073SF231	73	280	300	315				204	139		
G40087SF231	87	260	280	290				209	144		
G40109SF231	109	250	270	280				217	149	G1 1/4"	
G40116SF231	116	240	260	270	1500			217	149		
G40133SF231	133	220	250	260		2500		226	150		
G40151SF231	151	180	210	220				232	153		

KAZEL HYDRAULIC EQUIPMENTS

TECHNICAL DATA
TEKNİK DATALAR

40 SERIES GANI GEAR PUMP
40 SERİSİ GANİ DİŞLİ POMPA

ASAE GANI BI-DIRECTIONAL (GLANDED-BD-F8)

ASAE GANİ ÇİFT YÖNLÜ (RAKORLU-F8)



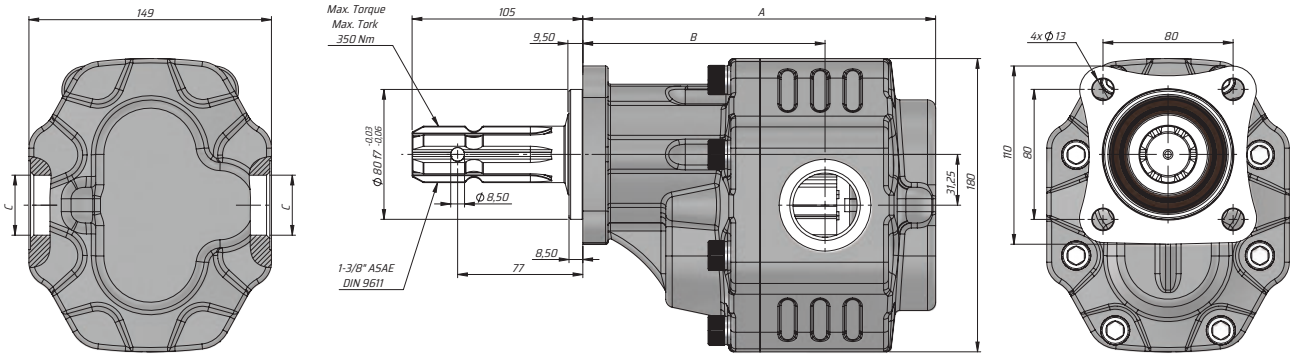

Kod Code	İletim hacmi Displacement	Max. Sürekli Basıncı Max. Continuous pressure	Maks. Aralıklı Basınç Max. Intermittent Pressure	Maks. Anlık Basınç Max. Peak Pressure	Maks. Sürekli Hız Max. Continuous Speed	Maks. Aralıklı Hız Max. Intermittent Speed	Min. Hız Min. Speed	A	B	Giriş Inlet	Çıkış Outlet
Sol/Left	(cm³/rev)	(100%)(BAR)	(20 sec.max)(BAR)	(6 sec.max)(BAR)	(RPM)	(RPM)	(RPM)	(mm)	(mm)	C	C
G40063SF831	63	290	315	325	1800	2700	300	200	139	G1"	
G40073SF831	73	280	300	315				204	139		
G40087SF831	87	260	280	290				209	144		
G40109SF831	109	250	270	280				217	149	G1 1/4"	
G40116SF831	116	240	260	270	1500			217	149		
G40133SF831	133	220	250	260		2500		226	150		
G40151SF831	151	180	210	220				232	153		

ISO GANI BI-DIRECTIONAL (WITH GLAND-BD-F1)

ISO GANİ ÇİFT YÖNLÜ (RAKORLU-F1)

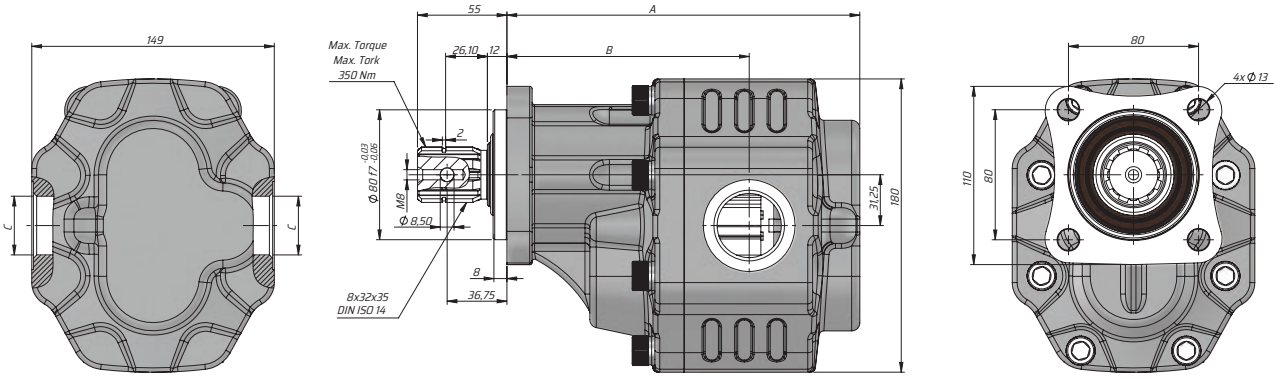

Kod Code	İletim hacmi Displacement	Max. Sürekli Basıncı Max. Continuous pressure	Maks. Aralıklı Basınç Max. Intermittent Pressure	Maks. Anlık Basınç Max. Peak Pressure	Maks. Sürekli Hız Max. Continuous Speed	Maks. Aralıklı Hız Max. Intermittent Speed	Min. Hız Min. Speed	A	B	Giriş Inlet	Çıkış Outlet
Sol/Left	(cm³/rev)	(100%)(BAR)	(20 sec.max)(BAR)	(6 sec.max)(BAR)	(RPM)	(RPM)	(RPM)	(mm)	(mm)	C	C
G40063SF131	63	290	315	325	1800	2700	300	200	139	G1"	
G40073SF131	73	280	300	315				204	139		
G40087SF131	87	260	280	290				209	144		
G40109SF131	109	250	270	280				217	149	G1 1/4"	
G40116SF131	116	240	260	270	1500			217	149		
G40133SF131	133	220	250	260		2500		226	150		
G40151SF131	151	180	210	220				232	153		

KAZEL HYDRAULIC EQUIPMENTS

TECHNICAL DATA
TEKNİK DATALAR

40 SERIES GANI GEAR PUMP
40 SERİSİ GANİ DİŞLİ POMPA

TRC GANI BI-DIRECTIONAL (GLANDED-F3)

TRC GANİ ÇİFT YÖNLÜ (RAKORLU-F3)

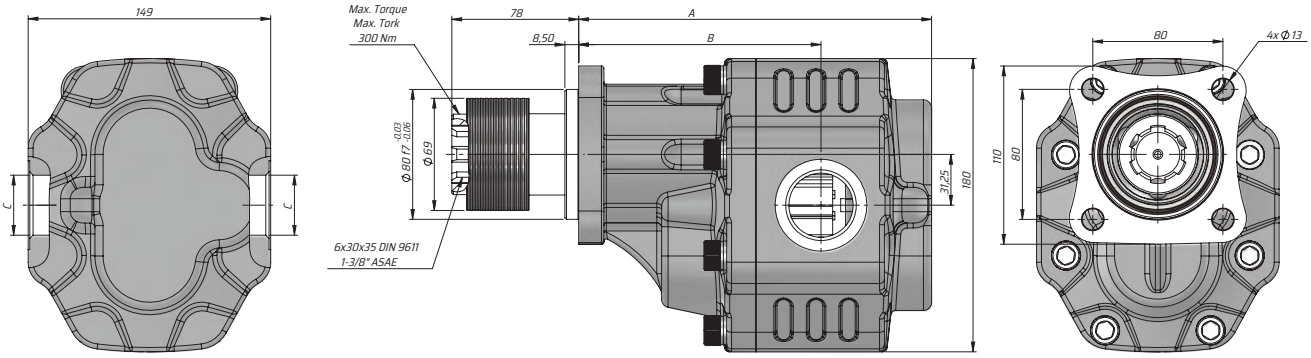

Kod Code	İletim hacmi Displacement	Max. Sürekli Basıncı Max. Continuous pressure	Maks. Aralıklı Basınç Max. Intermittent Pressure	Maks. Anlık Basınç Max. Peak Pressure	Maks. Sürekli Hız Max. Continuous Speed	Maks. Aralıklı Hız Max. Intermittent Speed	Min. Hız Min. Speed	A	B	Giriş Inlet	Çıkış Outlet
Sol/Left	(cm³/rev)	(100%)(BAR)	(20 sec.max)(BAR)	(6 sec.max)(BAR)	(RPM)	(RPM)	(RPM)	(mm)	(mm)	C	C
G40063SF331	63	290	315	325	1800	2700	300	200	139	G1"	
G40073SF331	73	280	300	315				204	139		
G40087SF331	87	260	280	290				209	144		
G400109SF331	109	250	270	280				217	149	G1 1/4"	
G400116SF331	116	240	260	270	1500			217	149		
G400133SF331	133	220	250	260		2500		226	150		
G400151SF331	151	180	210	220				232	153		

SAE C 2+4 GANİ ÇİFT YÖNLÜ (RAKORLU-F10)



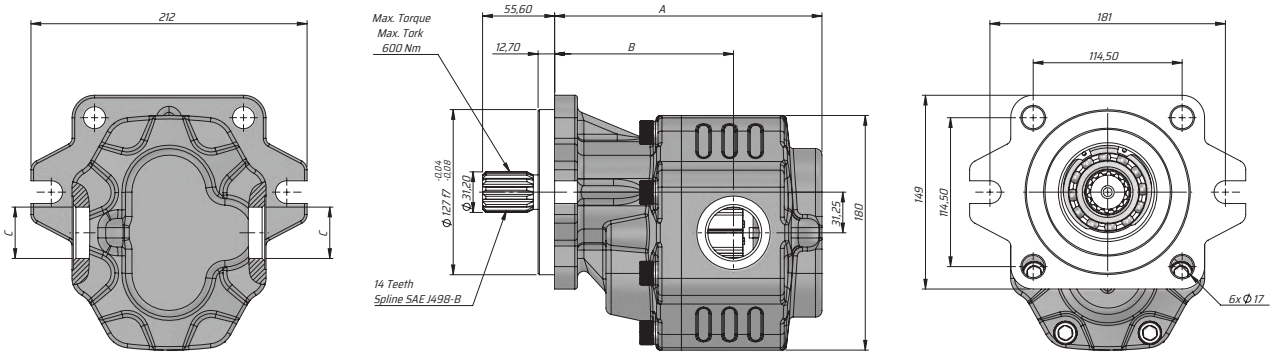

Kod Code	İletim hacmi Displacement	Max. Sürekli Basıncı Max. Continuous pressure	Maks. Aralıklı Basınç Max. Intermittent Pressure	Maks. Anlık Basınç Max. Peak Pressure	Maks. Sürekli Hız Max. Continuous Speed	Maks. Aralıklı Hız Max. Intermittent Speed	Min. Hız Min. Speed	A	B	Giriş Inlet	Çıkış Outlet
Sol/Left	(cm³/rev)	(100%)(BAR)	(20 sec.max)(BAR)	(6 sec.max)(BAR)	(RPM)	(RPM)	(RPM)	(mm)	(mm)	C	C
G40063CF1031	63	290	315	325	1800	2700	300	188.5	127.5	G1"	
G40073CF1031	73	280	300	315				192.5			
G40087CF1031	87	260	280	290				197.5	131.5		
G40109CF1031	109	250	270	280				205.5	137.5	G1 1/4"	
G40116CF1031	116	240	260	270	1500			205.5	139		
G40133CF1031	133	220	250	260		2500		214.5	138.5		
G40151CF1031	151	180	210	220				220.5	141		

KAZEL HYDRAULIC EQUIPMENTS

TECHNICAL DATA
TEKNİK DATALAR

40 SERIES GANI GEAR PUMP
40 SERİSİ GANİ DİŞLİ POMPA

SAE C 2+4 GANI BI-DIRECTIONAL (GLANDED-K10)

SAE C 2+4 GANİ ÇİFT YÖNLÜ (RAKORLU-K10)



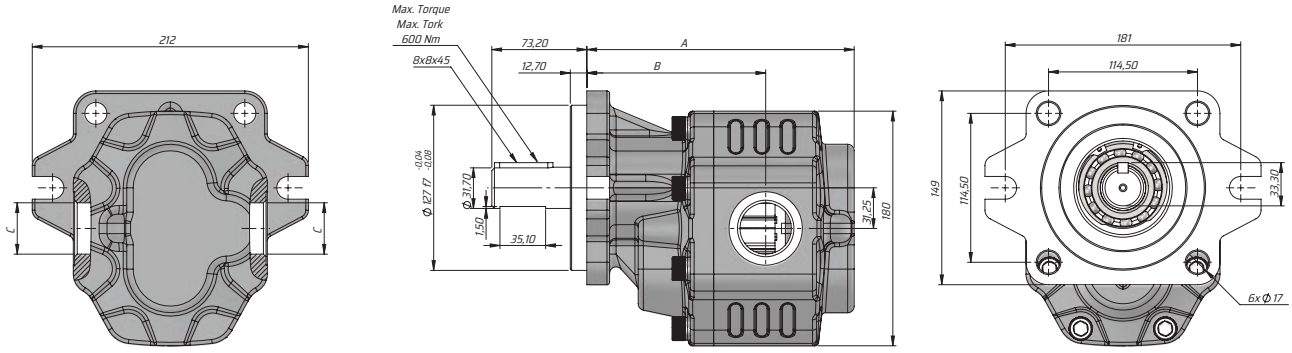

Kod Code	İletim hacmi Displacement	Max. Sürekli Basıncı Max. Continuous pressure	Maks. Aralıklı Basınç Max. Intermittent Pressure	Maks. Anlık Basınç Max. Peak Pressure	Maks. Sürekli Hız Max. Continuous Speed	Maks. Aralıklı Hız Max. Intermittent Speed	Min. Hız Min. Speed	A	B	Giriş Inlet	Çıkış Outlet
Sol/Left	(cm³/rev)	(100%)(BAR)	(20 sec.max)(BAR)	(6 sec.max)(BAR)	(RPM)	(RPM)	(RPM)	(mm)	(mm)	C	C
G40063CK1031	63	290	315	325	1800	2700	300	188.5	127.5	G1"	
G40073CK1031	73	280	300	315				192.5	127.5		
G40087CK1031	87	260	280	290				197.5	131.5		
G40109CK1031	109	250	270	280				205.5	137.5	G1 1/4"	
G40116CK1031	116	240	260	270	1500			205.5	139		
G40133CK1031	133	220	250	260		2500		214.5	138.5		
G40151CK1031	151	180	210	220				220.5	141		

SAE C 2+4 GANİ ÇİFT YÖNLÜ (RAKORLU-K11)



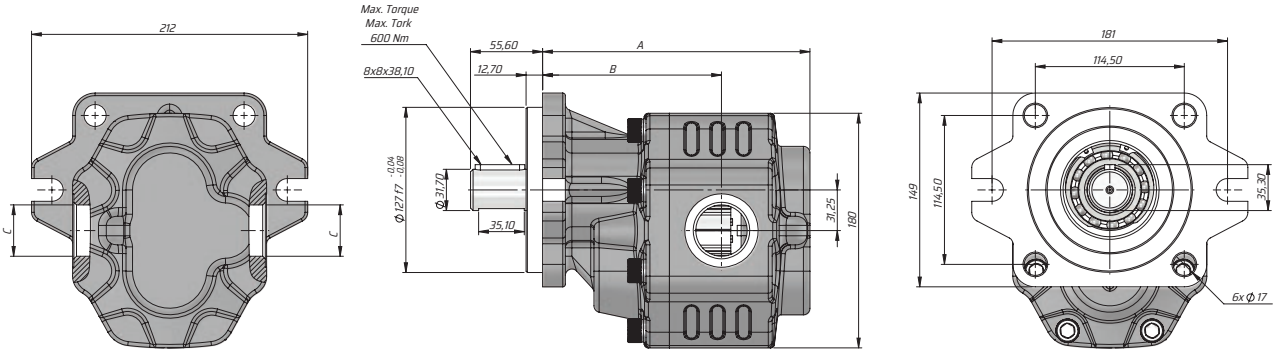

Kod Code	İletim hacmi Displacement	Max. Sürekli Basıncı Max. Continuous pressure	Maks. Aralıklı Basınç Max. Intermittent Pressure	Maks. Anlık Basınç Max. Peak Pressure	Maks. Sürekli Hız Max. Continuous Speed	Maks. Aralıklı Hız Max. Intermittent Speed	Min. Hız Min. Speed	A	B	Giriş Inlet	Çıkış Outlet
Sol/Left	(cm³/rev)	(100%)(BAR)	(20 sec.max)(BAR)	(6 sec.max)(BAR)	(RPM)	(RPM)	(RPM)	(mm)	(mm)	C	C
G40063CK1131	63	290	315	325	1800	2700	300	188.5	127.5	G1"	
G40073CK1131	73	280	300	315				192.5	127.5		
G40087CK1131	87	260	280	290				197.5	131.5		
G40109CK1131	109	250	270	280				205.5	137.5	G1 1/4"	
G40116CK1131	116	240	260	270	1500			205.5	139		
G40133CK1131	133	220	250	260		2500		214.5	138.5		
G40151CK1131	151	180	210	220				220.5	141		

KAZEL HYDRAULIC EQUIPMENTS

TECHNICAL DATA
TEKNİK DATALAR

40 SERIES GANI GEAR PUMP
40 SERİSİ GANİ DİŞLİ POMPA

UNI GANI BI-DIRECTIONAL (GLANDED-BD-F4)

UNI GANİ ÇİFT YÖNLÜ (RAKORLU-F4)

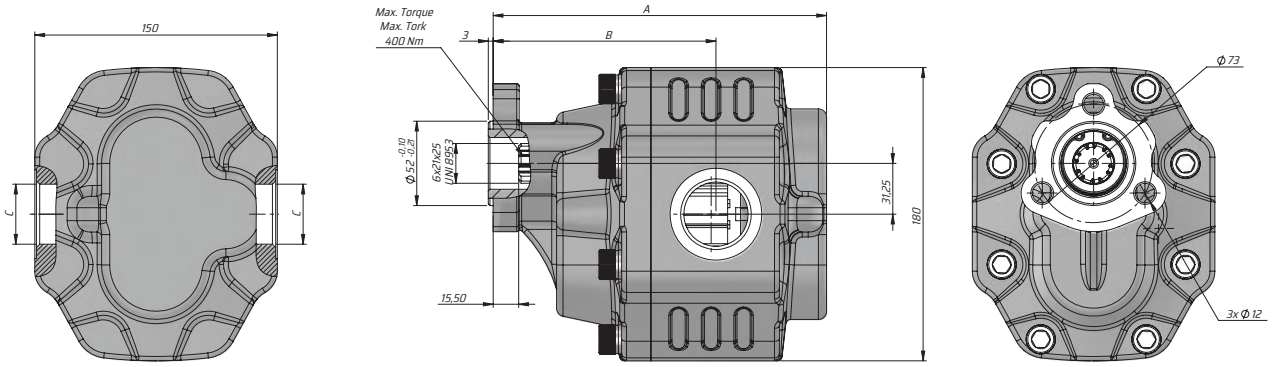

Kod Code	İletim hacmi Displacement	Max. Sürekli Basıncı Max. Continuous pressure	Maks. Aralıklı Basınç Max. Intermittent Pressure	Maks. Anlık Basınç Max. Peak Pressure	Maks. Sürekli Hız Max. Continuous Speed	Maks. Aralıklı Hız Max. Intermittent Speed	Min. Hız Min. Speed	A	B	Giriş Inlet	Çıkış Outlet
Sol/Left	(cm³/rev)	(100%)(BAR)	(20 sec.max)(BAR)	(6 sec.max)(BAR)	(RPM)	(RPM)	(RPM)	(mm)	(mm)	C	C
G40063UF431	63	290	315	325	1800	2700	300	188	127	G1"	
G40073UF431	73	280	300	315				192	127		
G40087UF431	87	260	280	290				197	131		
G40109UF431	109	250	270	280				205	137	G1 1/4"	
G40116UF431	116	240	260	270	1500			205	138.5		
G40133UF431	133	220	250	260		2500		214	138		
G40151UF431	151	180	210	220				220	140.5		

SAE C GANİ DÖRT PORTLU ÇİFT YÖNLÜ HYDROMOTOR (RAKORLU-F9)



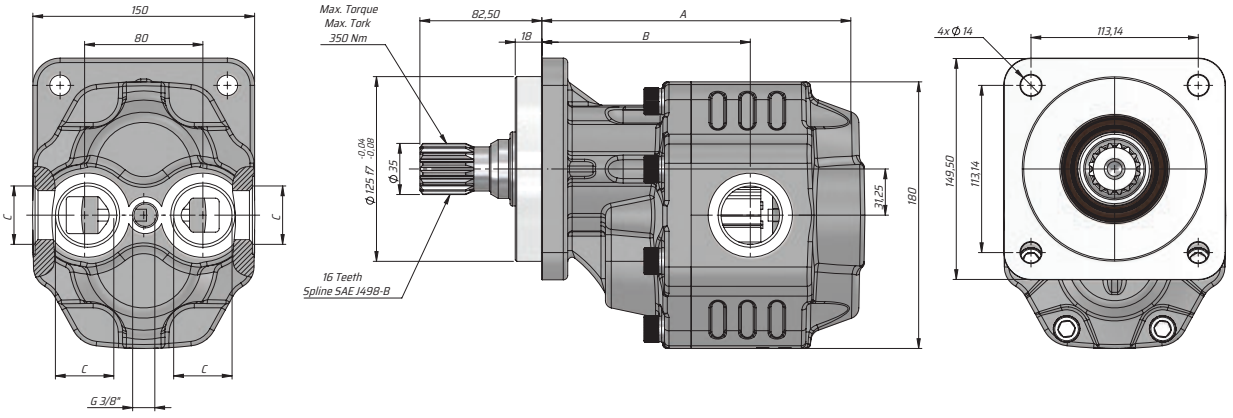

Kod Code	İletim hacmi Displacement	Max. Sürekli Basıncı Max. Continuous pressure	Maks. Aralıklı Basınç Max. Intermittent Pressure	Maks. Anlık Basınç Max. Peak Pressure	Maks. Sürekli Hız Max. Continuous Speed	Maks. Aralıklı Hız Max. Intermittent Speed	Min. Hız Min. Speed	A	B	Giriş Inlet	Çıkış Outlet
Sol/Left	(cm³/rev)	(100%)(BAR)	(20 sec.max)(BAR)	(6 sec.max)(BAR)	(RPM)	(RPM)	(RPM)	(mm)	(mm)	C	C
GM40063RF935	63	290	315	325	1800	2700	300	201.5	131	G1"	
GM40073RF935	73	280	300	315				205.5	131		
GM40087RF935	87	260	280	290				210.5	136.5		
GM40109RF935	109	250	270	280				218.5	141	G1 1/4"	
GM40116RF935	116	240	260	270	1500			218.5	141		
GM40133RF935	133	220	250	260		2500		227.5	142		
GM40151RF935	151	180	210	220				233.5	144.5		

KAZEL HYDRAULIC EQUIPMENTS

TECHNICAL DATA
TEKNİK DATALAR

40 SERIES GANI GEAR PUMP
40 SERİSİ GANİ DİŞLİ POMPA

ASEA GANI FOUR PORT BI-DIRECTIONAL HYDROMOTOR (WITH GLAND-F2)

ASEA GANİ DÖRT PORTLU ÇİFT YÖNLÜ HYDROMOTOR (RAKORLU-F2)

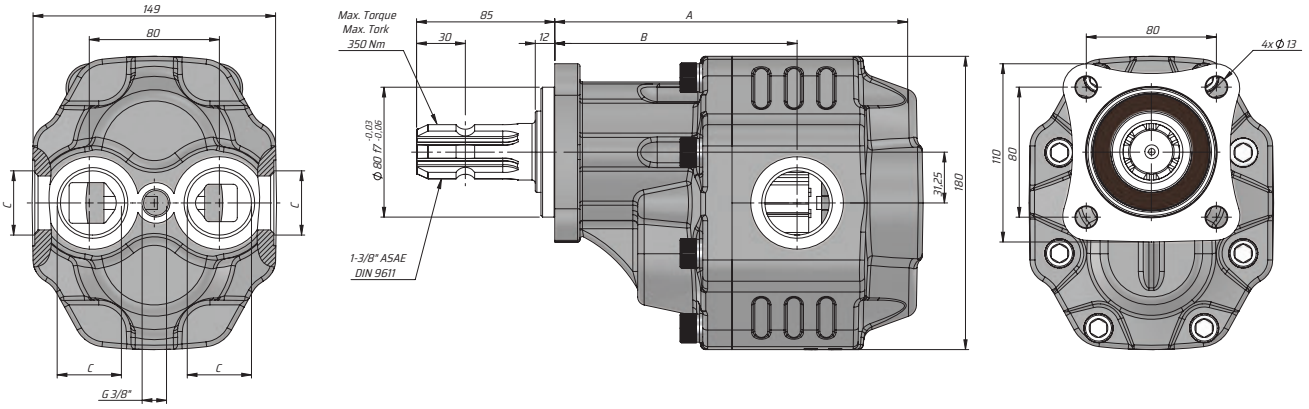

Kod Code	İletim hacmi Displacement	Max. Sürekli Basıncı Max. Continuous pressure	Maks. Aralıklı Basınç Max. Intermittent Pressure	Maks. Anlık Basınç Max. Peak Pressure	Maks. Sürekli Hız Max. Continuous Speed	Maks. Aralıklı Hız Max. Intermittent Speed	Min. Hız Min. Speed	A	B	Giriş Inlet	Çıkış Outlet
Sol/Left	(cm³/rev)	(100%)(BAR)	(20 sec.max)(BAR)	(6 sec.max)(BAR)	(RPM)	(RPM)	(RPM)	(mm)	(mm)	C	C
GM40063SF235	63	290	315	325	1800	2700	300	200	139	G1"	
GM40073SF235	73	280	300	315				204	139		
GM40087SF235	87	260	280	290				209	144		
GM40109SF235	109	250	270	280				217	149	G1 1/4"	
GM40116SF235	116	240	260	270	1500			217	149		
GM40133SF235	133	220	250	260		2500		226	150		
GM40151SF235	151	180	210	220				232	153		

ASEA GANI FOUR PORT BI-DIRECTIONAL HYDROMOTOR (WITH GLAND-F8)

ASEA GANİ DÖRT PORTLU ÇİFT YÖNLÜ HYDROMOTOR (RAKORLU-F8)

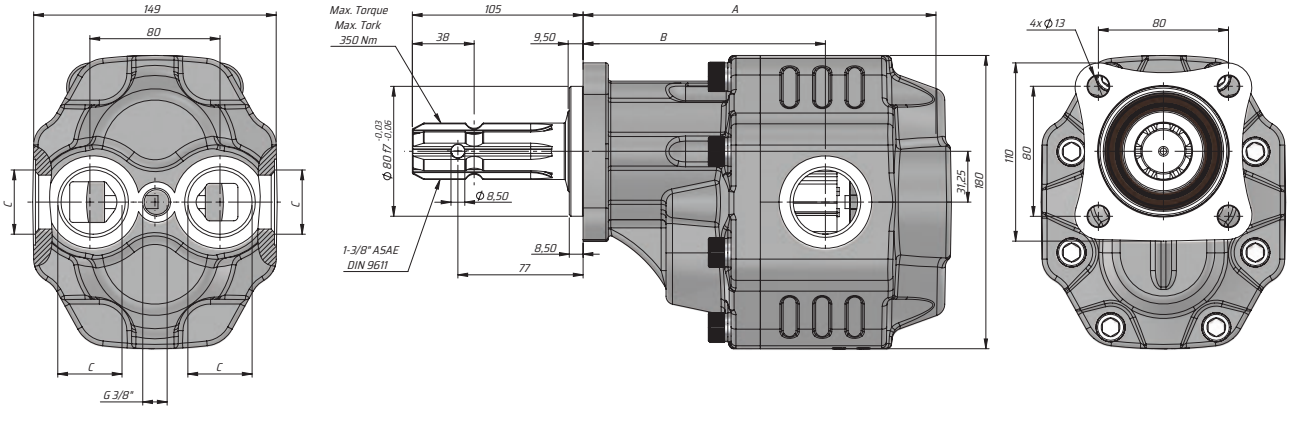

Kod Code	İletim hacmi Displacement	Max. Sürekli Basıncı Max. Continuous pressure	Maks. Aralıklı Basınç Max. Intermittent Pressure	Maks. Anlık Basınç Max. Peak Pressure	Maks. Sürekli Hız Max. Continuous Speed	Maks. Aralıklı Hız Max. Intermittent Speed	Min. Hız Min. Speed	A	B	Giriş Inlet	Çıkış Outlet
Sol/Left	(cm³/rev)	(100%)(BAR)	(20 sec.max)(BAR)	(6 sec.max)(BAR)	(RPM)	(RPM)	(RPM)	(mm)	(mm)	C	C
GM400635F835	63	290	315	325	1800	2700	300	200	139	G1"	
GM400735F835	73	280	300	315				204	139		
GM400875F835	87	260	280	290				209	144		
GM401095F835	109	250	270	280				217	149	G1 1/4"	
GM401165F835	116	240	260	270	1500			217	149		
GM401335F835	133	220	250	260		2500		226	150		
GM401515F835	151	180	210	220				232	153		

KAZEL HYDRAULIC EQUIPMENTS

TECHNICAL DATA
TEKNİK DATALAR

40 SERIES GANI GEAR PUMP
40 SERİSİ GANİ DİŞLİ POMPA

ISO GANI FOUR PORT BI-DIRECTIONAL HYDROMOTOR (WITH GLAND-F1)

ISO GANİ DÖRT PORTLU ÇİFT YÖNLÜ HYDROMOTOR (RAKORLU-F1)

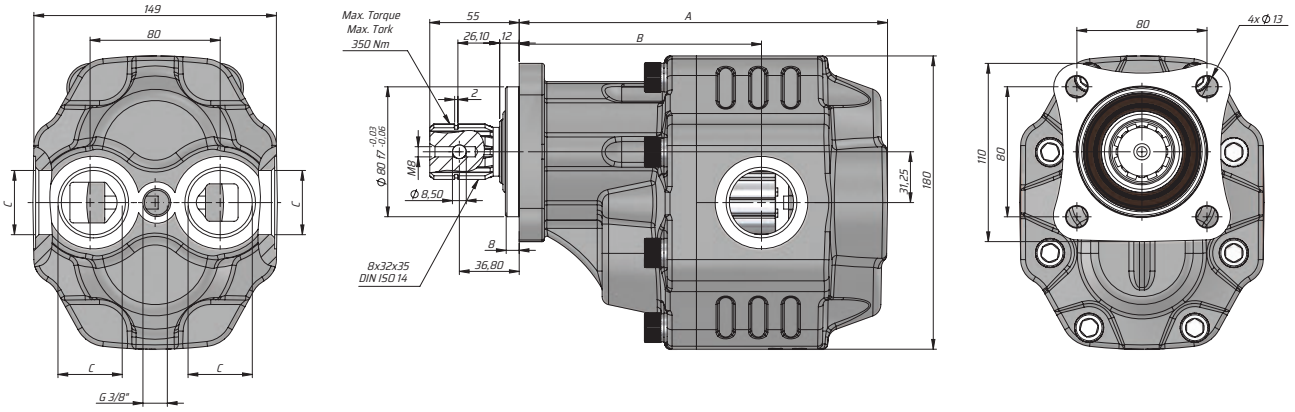

Kod Code	İletim hacmi Displacement	Max. Sürekli Basıncı Max. Continuous pressure	Maks. Aralıklı Basınç Max. Intermittent Pressure	Maks. Anlık Basınç Max. Peak Pressure	Maks. Sürekli Hız Max. Continuous Speed	Maks. Aralıklı Hız Max. Intermittent Speed	Min. Hız Min. Speed	A	B	Giriş Inlet	Çıkış Outlet
Sol/Left	(cm³/rev)	(100%)(BAR)	(20 sec.max)(BAR)	(6 sec.max)(BAR)	(RPM)	(RPM)	(RPM)	(mm)	(mm)	C	C
GM40063SF135	63	290	315	325	1800	2700	300	200	139	G1"	
GM40073SF135	73	280	300	315				204	139		
GM40087SF135	87	260	280	290				209	144		
GM40109SF135	109	250	270	280				217	149	G1 1/4"	
GM40116SF135	116	240	260	270	1500			217	149		
GM40133SF135	133	220	250	260		2500		226	150		
GM40151SF135	151	180	210	220				232	153		

TRC GANI FOUR PORT BI-DIRECTIONAL HYDROMOTOR (WITH GLAND-F3)

TRC GANİ DÖRT PORTLU ÇİFT YÖNLÜ HYDROMOTOR (RAKORLU-F3)

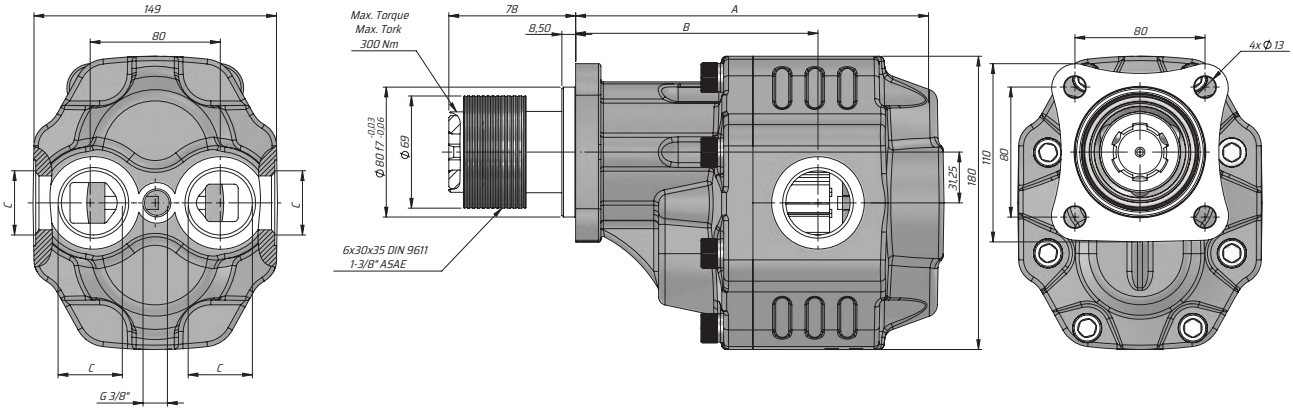

Kod Code	İletim hacmi Displacement	Max. Sürekli Basıncı Max. Continuous pressure	Maks. Aralıklı Basınç Max. Intermittent Pressure	Maks. Anlık Basınç Max. Peak Pressure	Maks. Sürekli Hız Max. Continuous Speed	Maks. Aralıklı Hız Max. Intermittent Speed	Min. Hız Min. Speed	A	B	Giriş Inlet	Çıkış Outlet
Sol/Left	(cm³/rev)	(100%)(BAR)	(20 sec.max)(BAR)	(6 sec.max)(BAR)	(RPM)	(RPM)	(RPM)	(mm)	(mm)	C	C
GM40063SF335	63	290	315	325	1800	2700	300	200	139	G1"	
GM40073SF335	73	280	300	315				204	139		
GM40087SF335	87	260	280	290				209	144		
GM40109SF335	109	250	270	280				217	149	G1 1/4"	
GM40116SF335	116	240	260	270	1500			217	149		
GM40133SF335	133	220	250	260		2500		226	150		
GM40151SF335	151	180	210	220				232	153		

KAZEL HYDRAULIC EQUIPMENTS

TECHNICAL DATA
TEKNİK DATALAR

40 SERIES GANI GEAR PUMP
40 SERİSİ GANİ DİŞLİ POMPA

SAE C 2+4 GANI FOUR PORT BI-DIRECTIONAL HYDROMOTOR (WITH GLAND-F10)

SAE C 2+4 GANİ DÖRT PORTLU ÇİFT YÖNLÜ HYDROMOTOR (RAKORLU-F10)

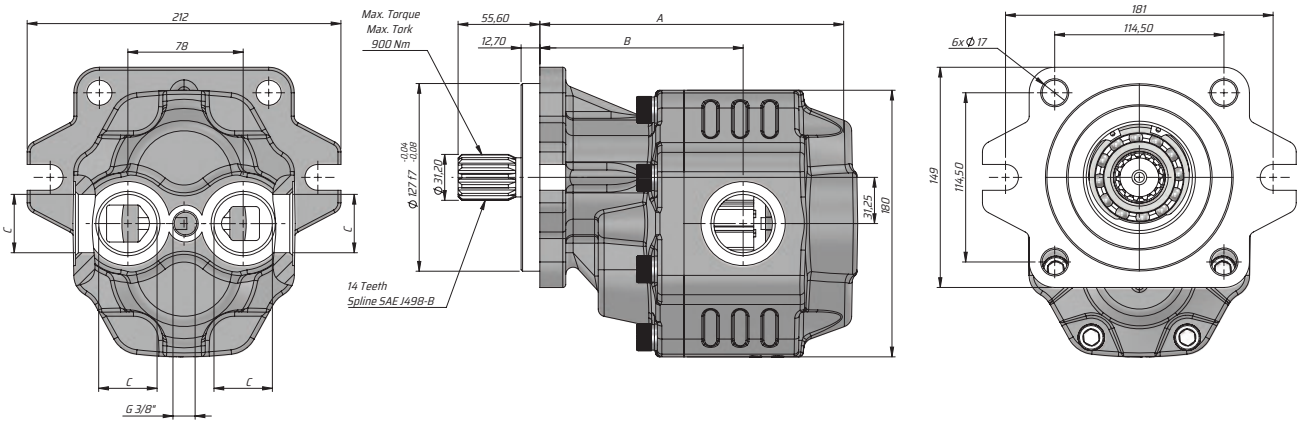

Kod Code	İletim hacmi Displacement	Max. Sürekli Basıncı Max. Continuous pressure	Maks. Aralıklı Basınç Max. Intermittent Pressure	Maks. Anlık Basınç Max. Peak Pressure	Maks. Sürekli Hız Max. Continuous Speed	Maks. Aralıklı Hız Max. Intermittent Speed	Min. Hız Min. Speed	A	B	Giriş Inlet	Çıkış Outlet
Sol/Left	(cm³/rev)	(100%)(BAR)	(20 sec.max)(BAR)	(6 sec.max)(BAR)	(RPM)	(RPM)	(RPM)	(mm)	(mm)	C	C
GM40063CF1035	63	290	315	325	1800	2700	300	188.5	127.5	G1"	
GM40073CF1035	73	280	300	315				192.5	127.5		
GM40087CF1035	87	260	280	290				197.5	131.5		
GM40109CF1035	109	250	270	280				205.5	137.5	G1 1/4"	
GM40116CF1035	116	240	260	270	1500			205.5	137.5		
GM40133CF1035	133	220	250	260		2500		214.5	138.5		
GM40151CF1035	155	180	210	220				220.5	141		

SAE C 2+4 GANI FOUR PORT BI-DIRECTIONAL HYDROMOTOR (WITH GLAND-K10)

SAE C 2+4 GANİ DÖRT PORTLU ÇİFT YÖNLÜ HYDROMOTOR (RAKORLU-K10)



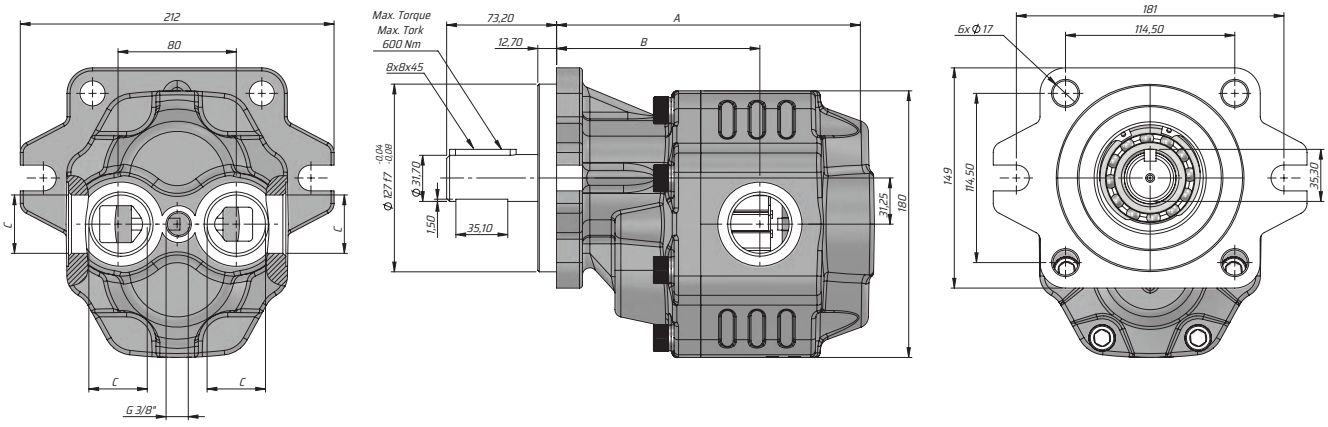

Kod Code	İletim hacmi Displacement	Max. Sürekli Basıncı Max. Continuous pressure	Maks. Aralıklı Basınç Max. Intermittent Pressure	Maks. Anlık Basınç Max. Peak Pressure	Maks. Sürekli Hız Max. Continuous Speed	Maks. Aralıklı Hız Max. Intermittent Speed	Min. Hız Min. Speed	A	B	Giriş Inlet	Çıkış Outlet
Sol/Left	(cm³/rev)	(100%)(BAR)	(20 sec.max)(BAR)	(6 sec.max)(BAR)	(RPM)	(RPM)	(RPM)	(mm)	(mm)	C	C
GM40063CK1035	63	290	315	325	1800	2700	300	188.5	127.5	G1"	
GM40073CK1035	73	280	300	315				192.5	127.5		
GM40087CK1035	87	260	280	290				197.5	131.5		
GM40109CK1035	109	250	270	280				205.5	137.5	G1 1/4"	
GM40116CK1035	116	240	260	270	1500			205.5	137.5		
GM40133CK1035	133	220	250	260		2500		214.5	138.5		
GM40151CK1035	155	180	210	220				220.5	141		

KAZEL HYDRAULIC EQUIPMENTS

TECHNICAL DATA
TEKNİK DATALAR

40 SERIES GANI GEAR PUMP
40 SERİSİ GANİ DİŞLİ POMPA

SAE C 2+4 GANI FOUR PORT BI-DIRECTIONAL HYDROMOTOR (WITH GLAND-K11)

SAE C 2+4 GANİ DÖRT PORTLU ÇİFT YÖNLÜ HYDROMOTOR (RAKORLU-K11)



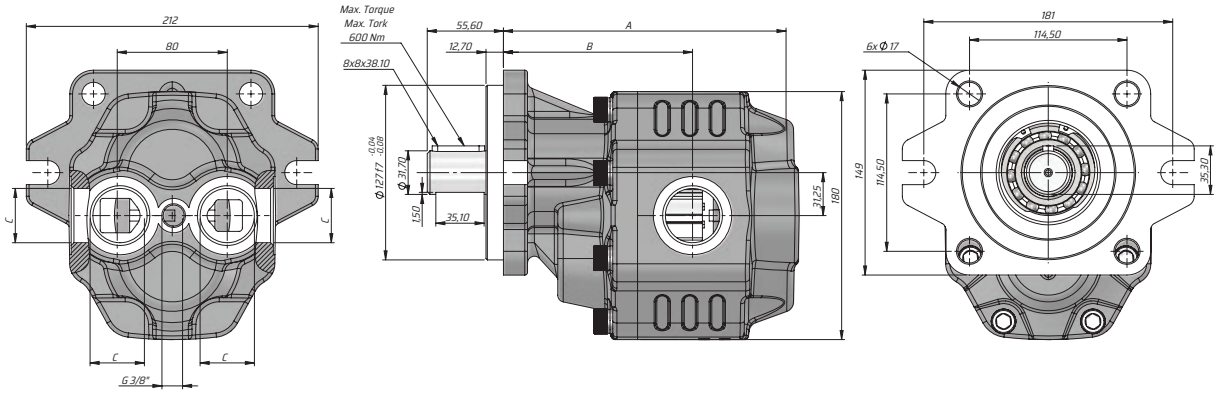

Kod Code	İletim hacmi Displacement	Max. Sürekli Basıncı Max. Continuous pressure	Maks. Aralıklı Basınç Max. Intermittent Pressure	Maks. Anlık Basınç Max. Peak Pressure	Maks. Sürekli Hız Max. Continuous Speed	Maks. Aralıklı Hız Max. Intermittent Speed	Min. Hız Min. Speed	A	B	Giriş Inlet	Çıkış Outlet
Sol/Left	(cm³/rev)	(100%)(BAR)	(20 sec.max)(BAR)	(6 sec.max)(BAR)	(RPM)	(RPM)	(RPM)	(mm)	(mm)	C	C
GM40063CK1135	63	290	315	325	1800	2700	300	188.5	127.5	G1"	
GM40073CK1135	73	280	300	315				192.5	127.5		
GM40087CK1135	87	260	280	290				197.5	131.5		
GM40109CK1135	109	250	270	280				205.5	137.5	G1 1/4"	
GM40116CK1135	116	240	260	270	1500			205.5	137.5		
GM40133CK1135	133	220	250	260		2500		214.5	138.5		
GM40151CK1135	155	180	210	220				220.5	141		

UNI GANI FOUR PORT BI-DIRECTIONAL HYDROMOTOR (WITH GLAND-F4)

UNI GANİ DÖRT PORTLU ÇİFT YÖNLÜ HYDROMOTOR (RAKORLU-F4)

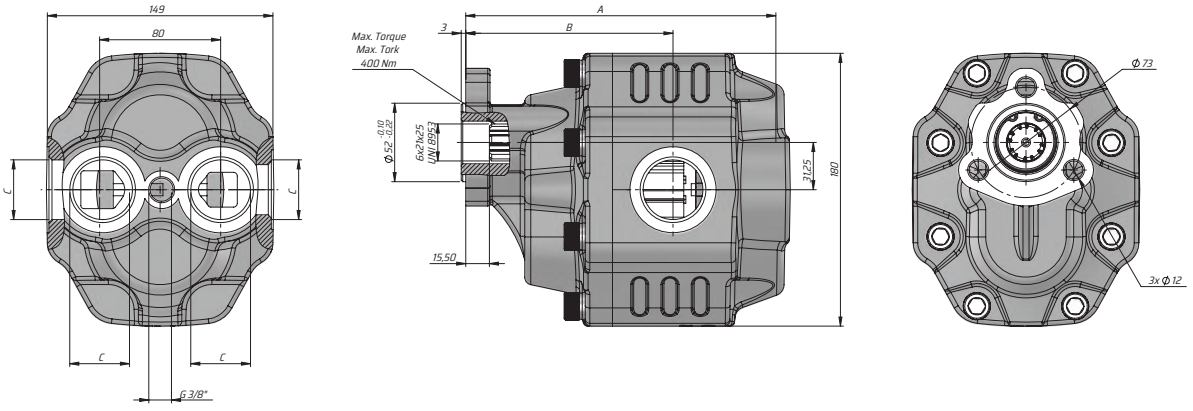

Kod Code	İletim hacmi Displacement	Max. Sürekli Basıncı Max. Continuous pressure	Maks. Aralıklı Basınç Max. Intermittent Pressure	Maks. Anlık Basınç Max. Peak Pressure	Maks. Sürekli Hız Max. Continuous Speed	Maks. Aralıklı Hız Max. Intermittent Speed	Min. Hız Min. Speed	A	B	Giriş Inlet	Çıkış Outlet
Sol/Left	(cm³/rev)	(100%)(BAR)	(20 sec.max)(BAR)	(6 sec.max)(BAR)	(RPM)	(RPM)	(RPM)	(mm)	(mm)	C	C
GM40063UF435	63	290	315	325	1800	2700	300	197.5	127	G1"	
GM40073UF435	73	280	300	315				201.5	127		
GM40087UF435	87	260	280	290				206.5	132.5		
GM40109UF435	109	250	270	280				214.5	137	G1 1/4"	
GM40116UF435	116	240	260	270	1500			214.5	137		
GM40133UF435	133	220	250	260		2500		223.5	138		
GM40151UF435	151	180	210	220				229.5	140.5		

KAZEL HYDRAULIC EQUIPMENTS

TECHNICAL DATA
TEKNİK DATALAR

40 SERIES GANI GEAR PUMP
40 SERİSİ GANİ DİŞLİ POMPA

SAE C GANI FOUR-PORT DUPLEX (WITH GLAND-F9)

SAE C GANİ DÖRT PORTLU ÇİFT YÖNLÜ (RAKORLU-F9)



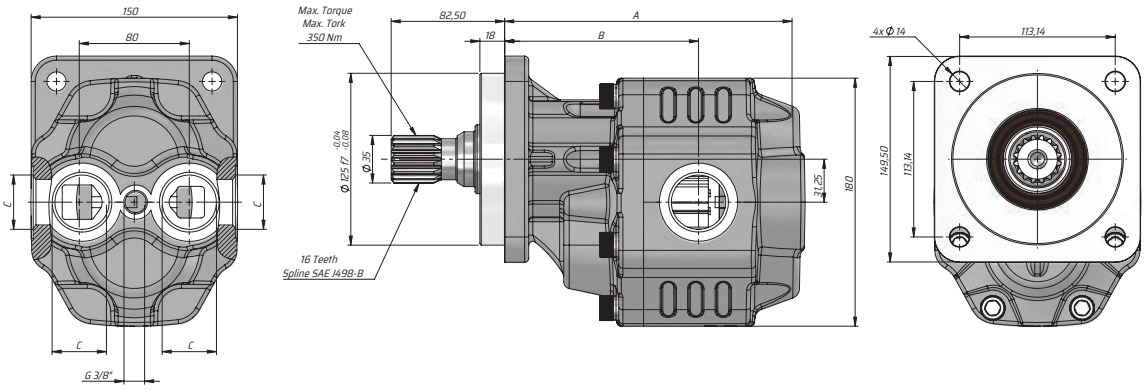

Kod Code	İletim hacmi Displacement	Max. Sürekli Basıncı Max. Continuous pressure	Maks. Aralıklı Basınç Max. Intermittent Pressure	Maks. Anlık Basınç Max. Peak Pressure	Maks. Sürekli Hız Max. Continuous Speed	Maks. Aralıklı Hız Max. Intermittent Speed	Min. Hız Min. Speed	A	B	Giriş Inlet	Çıkış Outlet
Sol/Left	(cm³/rev)	(100%)(BAR)	(20 sec.max)(BAR)	(6 sec.max)(BAR)	(RPM)	(RPM)	(RPM)	(mm)	(mm)	C	C
G40063RF935	63	290	315	325	1800	2700	300	201.5	131	G1"	
G40073RF935	73	280	300	315				205.5	131		
G40087RF935	87	260	280	290				210.5	136		
G40109RF935	109	250	270	280				218.5	141	G1 1/4"	
G40116RF935	116	240	260	270	1500			218.5	141		
G40133RF935	133	220	250	260		2500		227.5	142		
G40151RF935	151	180	210	220				233.5	144.5		

KAZEL HYDRAULIC EQUIPMENTS

ASEA GANI FOUR-PORT BI-DIRECTIONAL (WITH GLAND-F2)

ASEA GANİ DÖRT PORTLU ÇİFT YÖNLÜ (RAKORLU-F2)

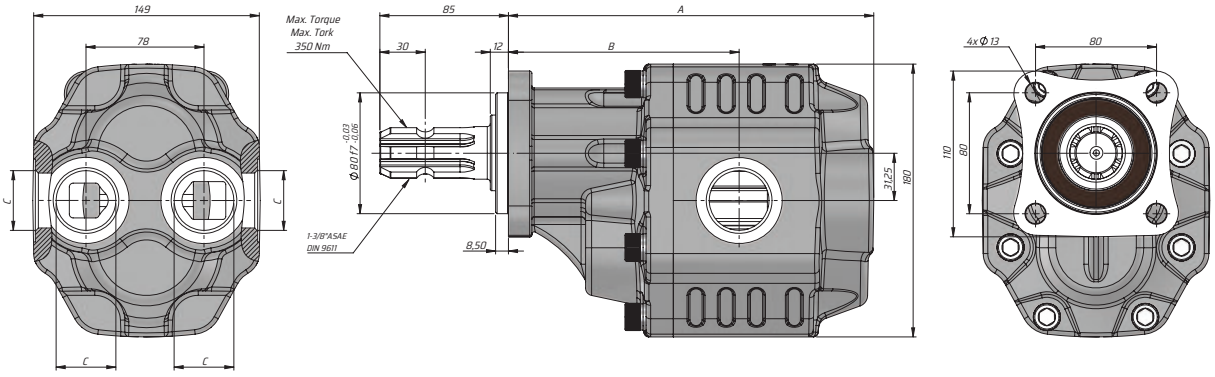

Kod Code	İletim hacmi Displacement	Max. Sürekli Basıncı Max. Continuous pressure	Maks. Aralıklı Basınç Max. Intermittent Pressure	Maks. Anlık Basınç Max. Peak Pressure	Maks. Sürekli Hız Max. Continuous Speed	Maks. Aralıklı Hız Max. Intermittent Speed	Min. Hız Min. Speed	A	B	Giriş Inlet	Çıkış Outlet
Sol/Left	(cm³/rev)	(100%)(BAR)	(20 sec.max)(BAR)	(6 sec.max)(BAR)	(RPM)	(RPM)	(RPM)	(mm)	(mm)	C	C
G40063SF235	63	290	315	325	1800	2700	300	209.5	139	G1"	
G40073SF235	73	280	300	315				213.5	139		
G40087SF235	87	260	280	290				218.5	144		
G40109SF235	109	250	270	280				226.5	149	G1 1/4"	
G40116SF235	116	240	260	270	1500			226.5	149		
G40133SF235	133	220	250	260		2500		235.5	150		
G40151SF235	151	180	210	220				241.5	153		

KAZEL HYDRAULIC EQUIPMENTS

TECHNICAL DATA
TEKNİK DATALAR

40 SERIES GANI GEAR PUMP
40 SERİSİ GANİ DİŞLİ POMPA

ASEA GANI FOUR-PORT DUPLEX (WITH GLAND-F8)

ASEA GANİ DÖRT PORTLU ÇİFT YÖNLÜ (RAKORLU-F8)

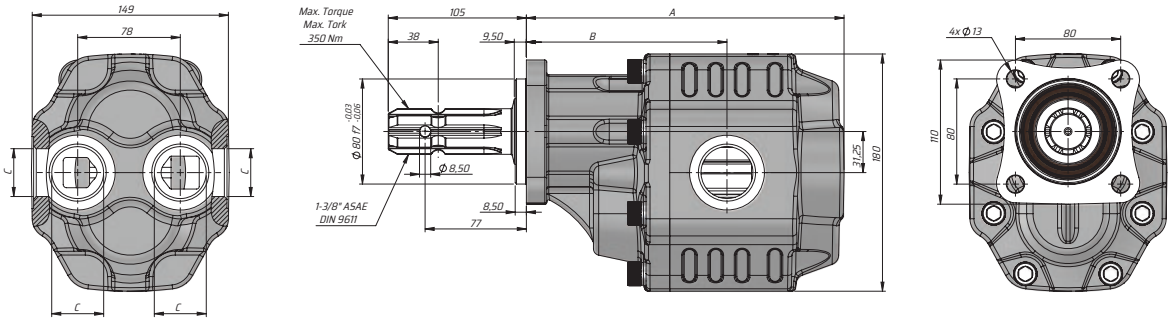

Kod Code	İletim hacmi Displacement	Max. Sürekli Basıncı Max. Continuous pressure	Maks. Aralıklı Basınç Max. Intermittent Pressure	Maks. Anlık Basınç Max. Peak Pressure	Maks. Sürekli Hız Max. Continuous Speed	Maks. Aralıklı Hız Max. Intermittent Speed	Min. Hız Min. Speed	A	B	Giriş Inlet	Çıkış Outlet
Sol/Left	(cm³/rev)	(100%)(BAR)	(20 sec.max)(BAR)	(6 sec.max)(BAR)	(RPM)	(RPM)	(RPM)	(mm)	(mm)	C	C
G40063SF835	63	290	315	325	1800	2700	300	209.5	139	G1"	
G40073SF835	73	280	300	315				213.5	139		
G40087SF835	87	260	280	290				218.5	144		
G40109SF835	109	250	270	280				226.5	149	G1 1/4"	
G40116SF835	116	240	260	270	1500			226.5	149		
G40133SF835	133	220	250	260		2500		235.5	150		
G40151SF835	151	180	210	220				241.5	153		

ISO GANI FOUR-PORT DUPLEX (WITH GLAND-F1)

ISO GANİ DÖRT PORTLU ÇİFT YÖNLÜ (RAKORLU-F1)

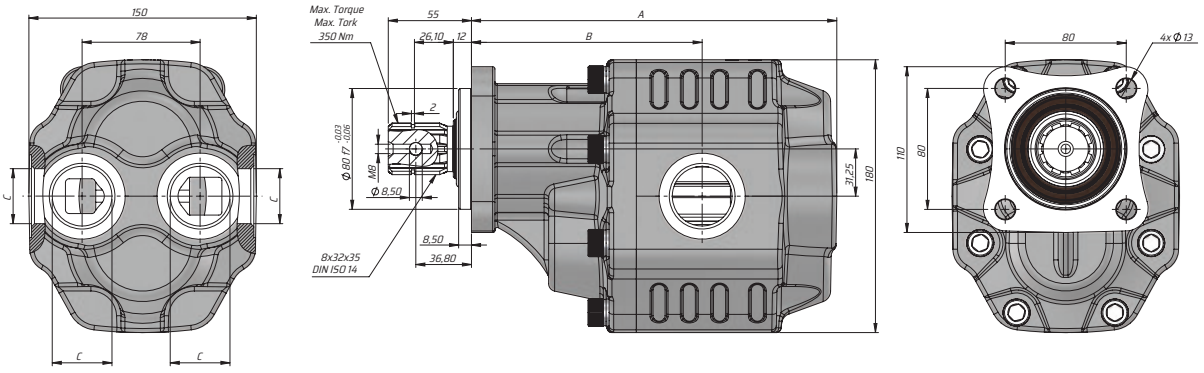

Kod Code	İletim hacmi Displacement	Max. Sürekli Basıncı Max. Continuous pressure	Maks. Aralıklı Basınç Max. Intermittent Pressure	Maks. Anlık Basınç Max. Peak Pressure	Maks. Sürekli Hız Max. Continuous Speed	Maks. Aralıklı Hız Max. Intermittent Speed	Min. Hız Min. Speed	A	B	Giriş Inlet	Çıkış Outlet
Sol/Left	(cm³/rev)	(100%)(BAR)	(20 sec.max)(BAR)	(6 sec.max)(BAR)	(RPM)	(RPM)	(RPM)	(mm)	(mm)	C	C
G40063SF135	63	290	315	325	1800	2700	300	209.5	139	G1"	
G40073SF135	73	280	300	315				213.5	139		
G40087SF135	87	260	280	290				218.5	144		
G40109SF135	109	250	270	280				226.5	149	G1 1/4"	
G40116SF135	116	240	260	270	1500			226.5	149		
G40133SF135	133	220	250	260		2500		235.5	150		
G40151SF135	151	180	210	220				241.5	153		

KAZEL HYDRAULIC EQUIPMENTS

TECHNICAL DATA
TEKNİK DATALAR

40 SERIES GANI GEAR PUMP
40 SERİSİ GANİ DİŞLİ POMPA

TRC GANI FOUR-PORT BI-DIRECTIONAL (WITH GLAND-BD-F3)

TRC GANİ DÖRT PORTLU ÇİFT YÖNLÜ (RAKORLU-F3)

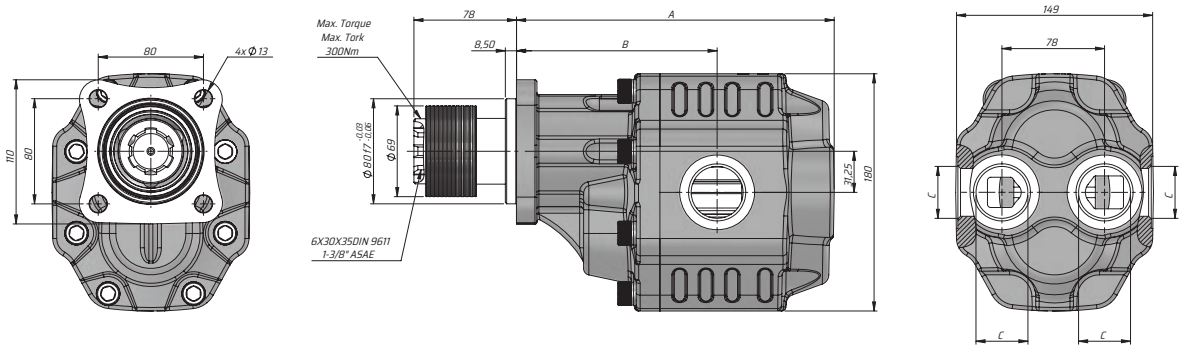

Kod Code	İletim hacmi Displacement	Max. Sürekli Basıncı Max. Continuous pressure	Maks. Aralıklı Basınç Max. Intermittent Pressure	Maks. Anlık Basınç Max. Peak Pressure	Maks. Sürekli Hız Max. Continuous Speed	Maks. Aralıklı Hız Max. Intermittent Speed	Min. Hız Min. Speed	A	B	Giriş Inlet	Çıkış Outlet
Sol/Left	(cm³/rev)	(100%)(BAR)	(20 sec.max)(BAR)	(6 sec.max)(BAR)	(RPM)	(RPM)	(RPM)	(mm)	(mm)	C	C
G40063SF335	63	290	300	1800	209.5	139	300	209.5	139	G1"	
G40073SF335	73	280						213.5	139		
G40087SF335	87	260						218.5	144		
G40109SF335	109	250						226.5	149	G1 1/4"	
G40116SF335	116	240		1500	226.5			149	149		
G40133SF335	133	220				235.5		150	150		
G40151SF335	151	180						241.5	153		

SAE C GANI FOUR-PORT DUPLEX (WITH GLAND-BD-F10)

SAE C GANİ DÖRT PORTLU ÇİFT YÖNLÜ (RAKORLU-F10)

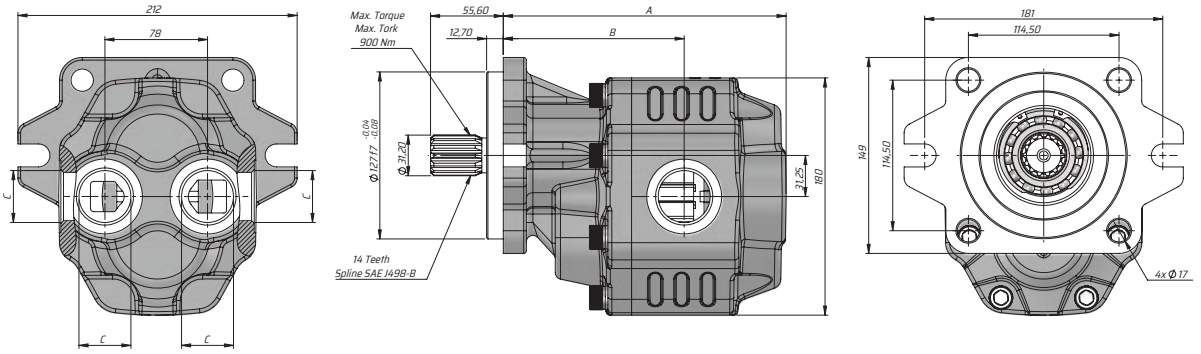

Kod Code	İletim hacmi Displacement	Max. Sürekli Basıncı Max. Continuous pressure	Maks. Aralıklı Basınç Max. Intermittent Pressure	Maks. Anlık Basınç Max. Peak Pressure	Maks. Sürekli Hız Max. Continuous Speed	Maks. Aralıklı Hız Max. Intermittent Speed	Min. Hız Min. Speed	A	B	Giriş Inlet	Çıkış Outlet
Sol/Left	(cm³/rev)	(100%)(BAR)	(20 sec.max)(BAR)	(6 sec.max)(BAR)	(RPM)	(RPM)	(RPM)	(mm)	(mm)	C	C
G40063CF1035	63	290	315	325	1800	2700	300	198	127.5	G1"	
G40073CF1035	73	280	300	315				202	127.5		
G40087CF1035	87	260	280	290				207	133		
G40109CF1035	109	250	270	280				215	137.5	G1 1/4"	
G40116CF1035	116	240	260	270	1500			215	137.5		
G40133CF1035	133	220	250	260		2500		224	138.5		
G40151CF1035	151	180	210	220				230	141		

KAZEL HYDRAULIC EQUIPMENTS

TECHNICAL DATA
TEKNİK DATALAR

40 SERIES GANI GEAR PUMP
40 SERİSİ GANİ DİŞLİ POMPA

ISO GANI BI-DIRECTIONAL HYDROMOTOR (WITH GLAND-F1)

SAE C GANİ DÖRT PORTLU ÇİFT YÖNLÜ (RAKORLU-K10)



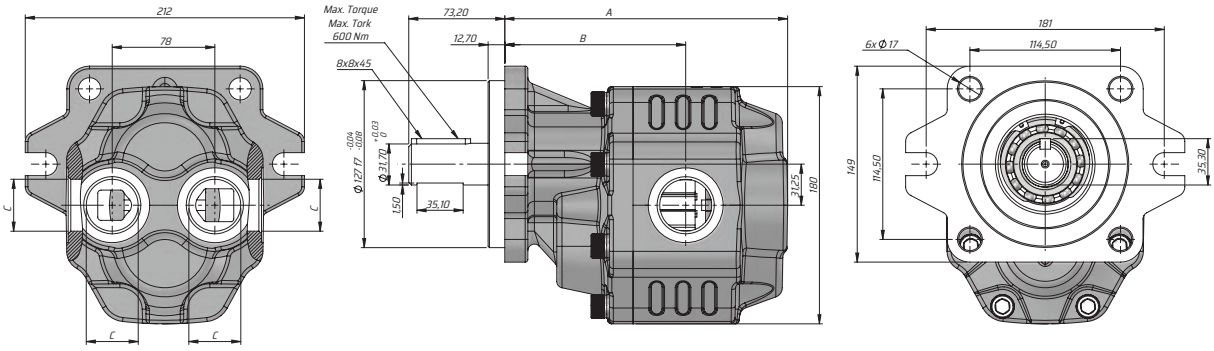

Kod Code	İletim hacmi Displacement	Max. Sürekli Basıncı Max. Continuous pressure	Maks. Aralıklı Basınç Max. Intermittent Pressure	Maks. Anlık Basınç Max. Peak Pressure	Maks. Sürekli Hız Max. Continuous Speed	Maks. Aralıklı Hız Max. Intermittent Speed	Min. Hız Min. Speed	A	B	Giriş Inlet	Çıkış Outlet
Sol/Left	(cm³/rev)	(100%)(BAR)	(20 sec.max)(BAR)	(6 sec.max)(BAR)	(RPM)	(RPM)	(RPM)	(mm)	(mm)	C	C
G40063CK1035	63	290	315	325	1800	2700	300	198	127.5	G1"	
G40073CK1035	73	280	300	315				202	127.5		
G40087CK1035	87	260	280	290				207	133		
G40109CK1035	109	250	270	280				215	137.5	G1 1/4"	
G40116CK1035	116	240	260	270	1500			215	137.5		
G40133CK1035	133	220	250	260		2500		224	138.5		
G40151CK1035	151	180	210	220				230	141		

TRC GANI BI-DIRECTIONAL HYDROMOTOR (WITH GLAND-F3)

SAE C GANİ DÖRT PORTLU ÇİFT YÖNLÜ (RAKORLU-K11)

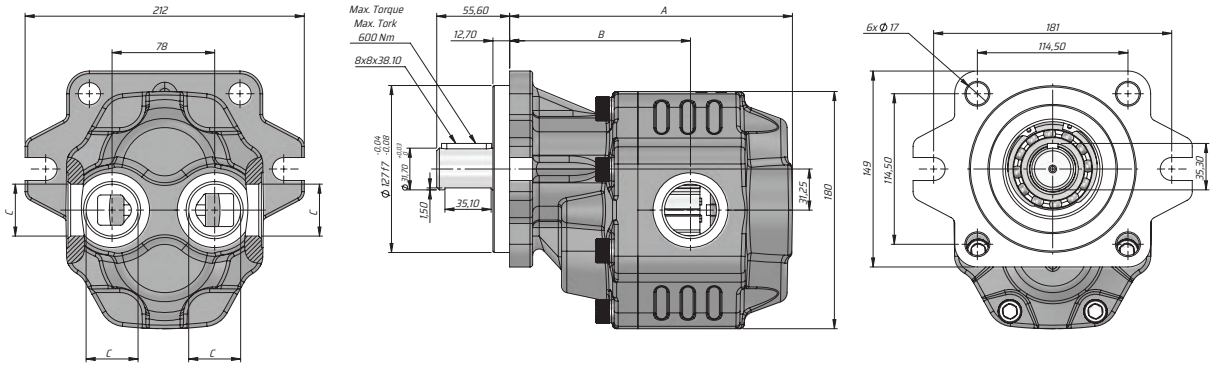

Kod Code	İletim hacmi Displacement	Max. Sürekli Basıncı Max. Continuous pressure	Maks. Aralıklı Basınç Max. Intermittent Pressure	Maks. Anlık Basınç Max. Peak Pressure	Maks. Sürekli Hız Max. Continuous Speed	Maks. Aralıklı Hız Max. Intermittent Speed	Min. Hız Min. Speed	A	B	Giriş Inlet	Çıkış Outlet
Sol/Left	(cm³/rev)	(100%)(BAR)	(20 sec.max)(BAR)	(6 sec.max)(BAR)	(RPM)	(RPM)	(RPM)	(mm)	(mm)	C	C
G40063CK1135	63	290	315	325	1800	2700	300	198	127.5	G1"	
G40073CK1135	73	280	300	315				202	127.5		
G40087CK1135	87	260	280	290				207	133		
G40109CK1135	109	250	270	280				215	137.5	G1 1/4"	
G40116CK1135	116	240	260	270	1500			215	137.5		
G40133CK1135	133	220	250	260		2500		224	138.5		
G40151CK1135	151	180	210	220				230	141		

KAZEL HYDRAULIC EQUIPMENTS

TECHNICAL DATA
TEKNİK DATALAR

40 SERIES GANI GEAR PUMP
40 SERİSİ GANİ DİŞLİ POMPA

UNI GANI FOUR-PORT DUPLEX (WITH GLAND-BD-F4)

UNI GANİ DÖRT PORTLU ÇİFT YÖNLÜ (RAKORLU-F4)

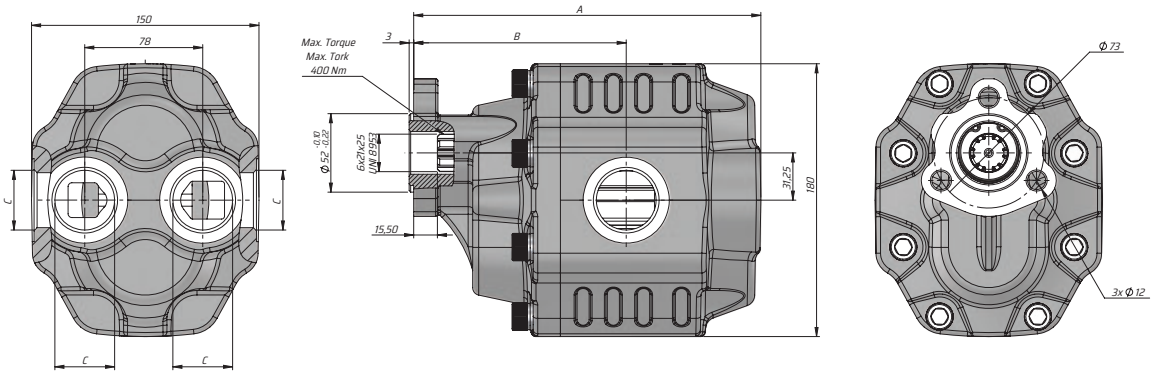

Kod Code	İletim hacmi Displacement	Max. Sürekli Basıncı Max. Continuous pressure	Maks. Aralıklı Basınç Max. Intermittent Pressure	Maks. Anlık Basınç Max. Peak Pressure	Maks. Sürekli Hız Max. Continuous Speed	Maks. Aralıklı Hız Max. Intermittent Speed	Min. Hız Min. Speed	A	B	Giriş Inlet	Çıkış Outlet
Sol/Left	(cm³/rev)	(100%)(BAR)	(20 sec.max)(BAR)	(6 sec.max)(BAR)	(RPM)	(RPM)	(RPM)	(mm)	(mm)	C	C
G40063UF435	63	290	315	325	1800	2700	300	197.5	127	G1"	
G40073UF435	73	280	300	315				201.5	127		
G40087UF435	87	260	280	290				206.5	132.5		
G40109UF435	109	250	270	280				214.5	137	G1 1/4"	
G40116UF435	116	240	260	270	1500			214.5	137		
G40133UF435	133	220	250	260		2500		223.5	138		
G40151UF435	151	180	210	220				229.5	140.5		

SAE C GANI FOUR-PORT UNIDIRECTIONAL (GLANDED-LEFT-F9)

SAE C GANİ DÖRT PORTLU TEK YÖNLÜ (RAKORLU-F9)



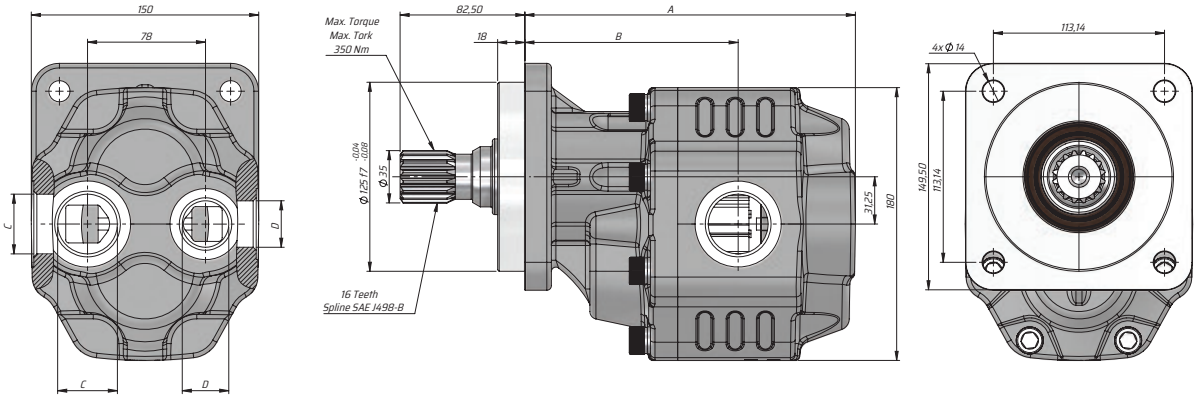

Kod Code		İletim hacmi Displace-ment	Max. Sürekli Basıncı Max. Continu-ous pressure	Maks. Aralıklı Basınç Max. Intermit-tent Pressure	Maks. Anlık Basınç Max. Peak Pressure	Maks. Sürekli Hız Max. Continuous Speed	Maks. Aralıklı Hız Max. Intermittent Speed	Min. Hız Min. Speed	A	B	Giriş Inlet	Çıkış Outlet
Sol / Left	Sağ /Right	(cm³/rev)	(100%)(BAR)	(20 sec.max)(BAR)	(6 sec.max)(BAR)	(RPM)	(RPM)	(RPM)	(mm)	(mm)	C	D
G40063RF915	G40063RF925	63	290	315	325	1800	2700	300	201,5	131	G1"	G3/4"
G40073RF915	G40073RF925	73	280	300	315				205,5	131		
G40087RF915	G40087RF925	87	260	280	290				210,5	136	G1 1/4"	G1"
G40109RF915	G40109RF925	109	250	270	280				218,5	141		
G40116RF915	G40116RF925	116	240	260	270	1500			218,5	141		
G40133RF915	G40133RF925	133	220	250	260		2500		227,5	142	G1 1/2"	
G40151RF915	G40151RF925	151	180	210	220				233,5	144,5		

KAZEL HYDRAULIC EQUIPMENTS

TECHNICAL DATA
TEKNİK DATALAR

40 SERIES GANI GEAR PUMP
40 SERİSİ GANİ DİŞLİ POMPA

ASEA GANI FOUR-PORT UNIDIRECTIONAL (GLANDED-F2)

ASEA GANİ DÖRT PORTLU TEK YÖNLÜ (RAKORLU-F2)

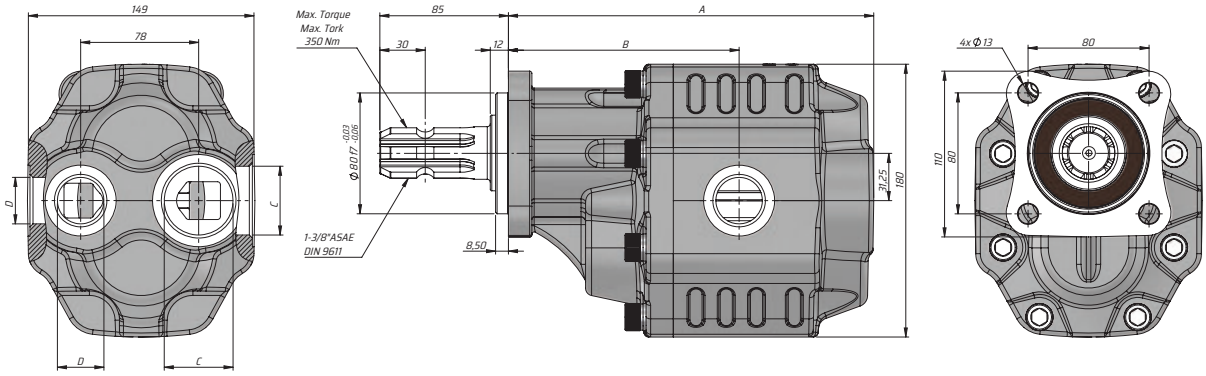

Kod Code		İletim hacmi Displacement	Max. Sürekli Basıncı Max. Continuous pressure	Maks. Aralıklı Basınç Max. Intermittent Pressure	Maks. Anlık Basınç Max. Peak Pressure	Maks. Sürekli Hız Max. Continuous Speed	Maks. Aralıklı Hız Max. Intermittent Speed	Min. Hız Min. Speed	A	B	Giriş Inlet	Çıkış Outlet
Sol / Left	Sağ /Right	(cm³/rev)	(100%)(BAR)	(20 sec.max)(BAR)	(6 sec.max)(BAR)	(RPM)	(RPM)	(RPM)	(mm)	(mm)	C	D
G40063SF215	G40063SF225	63	290	315	325	1800	2700	300	209.5	139	G1"	G3/4"
G40073SF215	G40073SF225	73	280	300	315				213.5	139		
G40087SF215	G40087SF225	87	260	280	290				218.5	144	G1 1/4"	G1"
G40109SF215	G40109SF225	109	250	270	280				226.5	149		
G40116SF215	G40116SF225	116	240	260	270	1500			226.5	149		
G40133SF215	G40133SF225	133	220	250	260		2500		235.5	150	G1 1/2"	
G40151SF215	G40151SF225	151	180	210	220				241.5	153		

ASEA GANI FOUR-PORT UNIDIRECTIONAL (GLANDED-F8)

ASEA GANİ DÖRT PORTLU TEK YÖNLÜ (RAKORLU-F8)

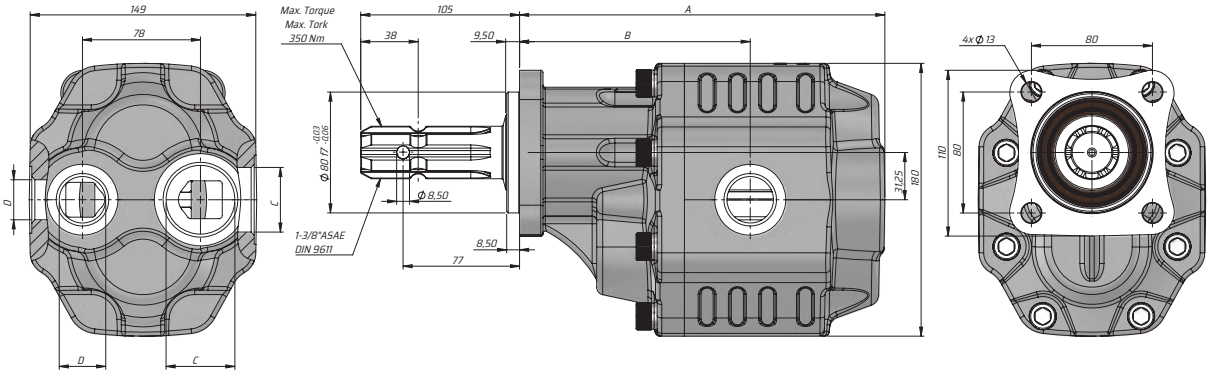

Kod Code		İletim hacmi Displacement	Max. Sürekli Basıncı Max. Continuous pressure	Maks. Aralıklı Basınç Max. Intermittent Pressure	Maks. Anlık Basınç Max. Peak Pressure	Maks. Sürekli Hız Max. Continuous Speed	Maks. Aralıklı Hız Max. Intermittent Speed	Min. Hız Min. Speed	A	B	Giriş Inlet	Çıkış Outlet
Sol / Left	Sağ /Right	(cm³/rev)	(100%)(BAR)	(20 sec.max)(BAR)	(6 sec.max)(BAR)	(RPM)	(RPM)	(RPM)	(mm)	(mm)	C	D
G400635F815	G400635F825	63	290	315	325	1800	2700	300	209.5	139	G1"	G3/4"
G400735F815	G400735F825	73	280	300	315				213.5	139		
G400875F815	G400875F825	87	260	280	290				218.5	144	G1 1/4"	G1"
G401095F815	G401095F825	109	250	270	280				226.5	149		
G401165F815	G401165F825	116	240	260	270	1500			226.5	149		
G401335F815	G401335F825	133	220	250	260		2500		235.5	150	G1 1/2"	
G401515F815	G401515F825	151	180	210	220				241.5	153		

KAZEL HYDRAULIC EQUIPMENTS

TECHNICAL DATA
TEKNİK DATALAR

40 SERIES GANI GEAR PUMP
40 SERİSİ GANİ DİŞLİ POMPA

ISO GANI FOUR-PORT UNIDIRECTIONAL (GLANDED-RIGHT-F1)

ISO GANI DÖRT PORTLU TEK YÖNLÜ (RAKORLU-F1)

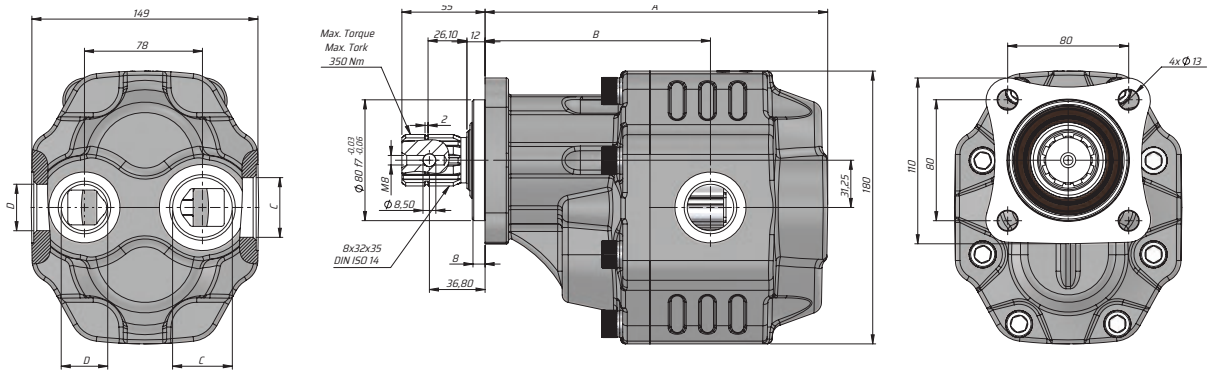

Kod Code		İletim hacmi Displacement	Max. Sürekli Basıncı Max. Continuous pressure	Maks. Aralıklı Basınç Max. Intermittent Pressure	Maks. Anlık Basınç Max. Peak Pressure	Maks. Sürekli Hız Max. Continuous Speed	Maks. Aralıklı Hız Max. Intermittent Speed	Min. Hız Min. Speed	A	B	Giriş Inlet	Çıkış Outlet
Sol / Left	Sağ /Right	(cm³/rev)	(100%)(BAR)	(20 sec.max)(BAR)	(6 sec.max)(BAR)	(RPM)	(RPM)	(RPM)	(mm)	(mm)	C	D
G40063SF115	G40063SF125	63	290	315	325	1800	2700	300	209.5	139	G1"	G3/4"
G40073SF115	G40073SF125	73	280	300	315				213.5	139		
G40087SF115	G40087SF125	87	260	280	290				218.5	144	G1 1/4"	G1"
G40109SF115	G40109SF125	109	250	270	280				226.5	149		
G40116SF115	G40116SF125	116	240	260	270	1500			226.5	149		
G40133SF115	G40133SF125	133	220	250	260		2500		235.5	150	G1 1/2"	
G40151SF115	G40151SF125	151	180	210	220				241.5	153		

TRC GANI FOUR-PORT UNIDIRECTIONAL (GLANDED-RIGHT-F3)

TRC GANİ DÖRT PORTLU TEK YÖNLÜ (RAKORLU-F3)

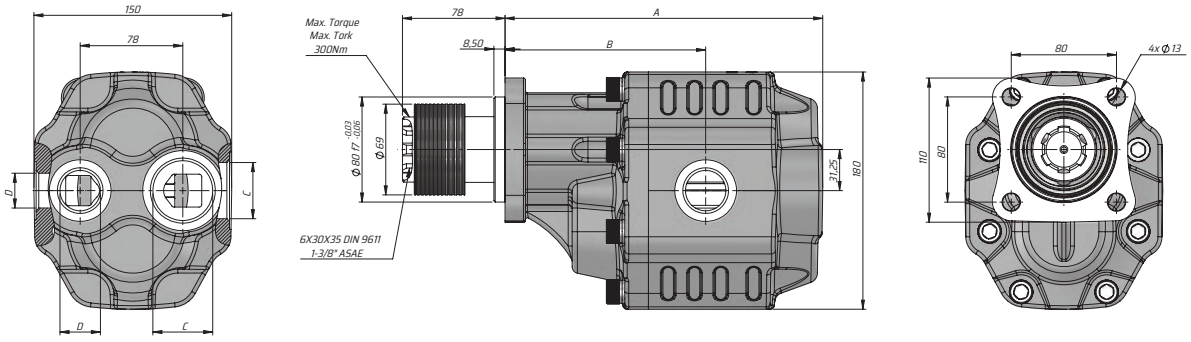

Kod Code		İletim hacmi Displacement	Max. Sürekli Basıncı Max. Continuous pressure	Maks. Aralıklı Basınç Max. Intermittent Pressure	Maks. Anlık Basınç Max. Peak Pressure	Maks. Sürekli Hız Max. Continuous Speed	Maks. Aralıklı Hız Max. Intermittent Speed	Min. Hız Min. Speed	A	B	Giriş Inlet	Çıkış Outlet
Sol / Left	Sağ /Right	(cm³/rev)	(100%)(BAR)	(20 sec.max)(BAR)	(6 sec.max)(BAR)	(RPM)	(RPM)	(RPM)	(mm)	(mm)	C	D
G400635F315	G400635F325	63	290	315	325	1800	2700	300	209.5	139	G1"	G3/4"
G400735F315	G400735F325	73	280	300	315				213.5	139		
G400875F315	G400875F325	87	260	280	290				218.5	144	G1 1/4"	G1"
G401095F315	G401095F325	109	250	270	280				226.5	149		
G401165F315	G401165F325	116	240	260	270	1500			226.5	149		
G401335F315	G401335F325	133	220	250	260		2500		235.5	150	G1 1/2"	
G401515F315	G401515F325	151	180	210	220				241.5	153		

KAZEL HYDRAULIC EQUIPMENTS

TECHNICAL DATA
TEKNİK DATALAR

40 SERIES GANI GEAR PUMP
40 SERİSİ GANİ DİŞLİ POMPA

SAE C GANI FOUR-PORT UNIDIRECTIONAL (WITH GLAND-F10)

SAE C GANİ DÖRT PORTLU TEK YÖNLÜ (RAKORLU-F10)

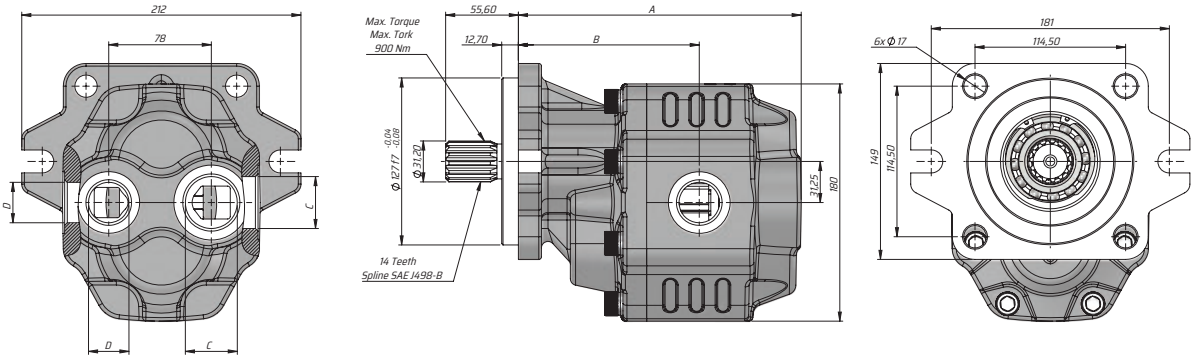

Kod Code		İletim hacmi Displace-ment	Max. Sürekli Basıncı Max. Continu-ous pressure	Maks. Aralıklı Basınç Max. Intermit-tent Pressure	Maks. Anlık Basınç Max. Peak Pressure	Maks. Sürekli Hız Max. Continuous Speed	Maks. Aralıklı Hız Max. Intermittent Speed	Min. Hız Min. Speed	A	B	Giriş Inlet	Çıkış Outlet
Sol / Left	Sağ /Right	(cm³/rev)	(100%)(BAR)	(20 sec.max)(BAR)	(6 sec.max)(BAR)	(RPM)	(RPM)	(RPM)	(mm)	(mm)	C	D
G40063CF1015	G40063CF1025	63	290	315	325	1800	2700	300	198	127.5	G1"	G3/4"
G40073CF1015	G40073CF1025	73	280	300	315				202	127.5		
G40087CF1015	G40087CF1025	87	260	280	290				207	133	G1 1/4"	G1"
G40109CF1015	G40109CF1025	109	250	270	280				215	137.5		
G40116CF1015	G40116CF1025	116	240	260	270	1500			215	137.5		
G40133CF1015	G40133CF1025	133	220	250	260		2500		224	138.5	G1 1/2"	
G40151CF1015	G40151CF1025	151	180	210	220				230	141		

SAE C GANI FOUR-PORT UNIDIRECTIONAL (WITH GLAND-K10)

SAE C GANİ DÖRT PORTLU TEK YÖNLÜ (RAKORLU-K10)



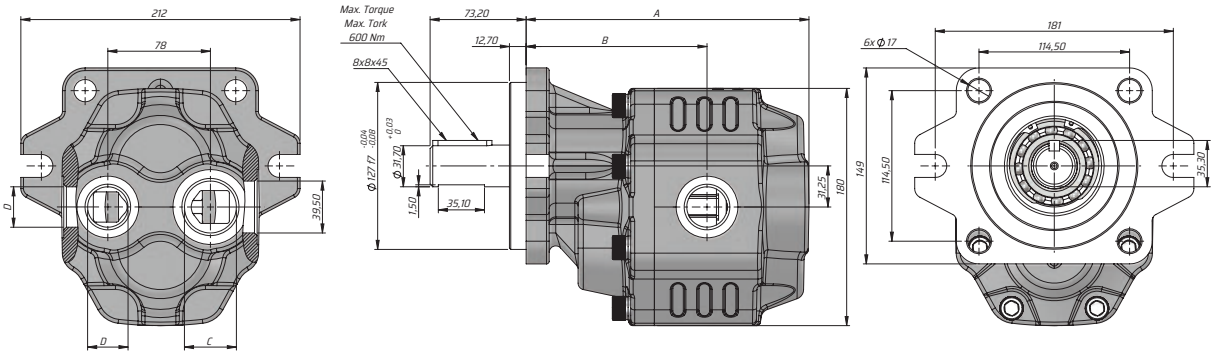

Kod Code		İletim hacmi Displacement	Max. Sürekli Basıncı Max. Continuous pressure	Maks. Aralıklı Basınç Max. Intermittent Pressure	Maks. Anlık Basınç Max. Peak Pressure	Maks. Sürekli Hız Max. Continuous Speed	Maks. Aralıklı Hız Max. Intermittent Speed	Min. Hız Min. Speed	A	B	Giriş Inlet	Çıkış Outlet
Sol / Left	Sağ /Right	(cm³/rev)	(100%)(BAR)	(20 sec.max)(BAR)	(6 sec.max)(BAR)	(RPM)	(RPM)	(RPM)	(mm)	(mm)	C	D
G40063CK1015	G40063CK1025	63	290	315	325	1800	2700	300	198	127.5	G1"	G3/4"
G40073CK1015	G40073CK1025	73	280	300	315				202	127.5		
G40087CK1015	G40087CK1025	87	260	280	290				207	133	G1 1/4"	G1"
G40109CK1015	G40109CK1025	109	250	270	280				215	137.5		
G40116CK1015	G40116CK1025	116	240	260	270	1500			215	137.5		
G40133CK1015	G40133CK1025	133	220	250	260		2500		224	138.5	G1 1/2"	
G40151CK1015	G40151CK1025	151	180	210	220				230	141		

KAZEL HYDRAULIC EQUIPMENTS

TECHNICAL DATA
TEKNİK DATALAR

40 SERIES GANI GEAR PUMP
40 SERİSİ GANİ DİŞLİ POMPA

SAE C GANI FOUR-PORT UNIDIRECTIONAL (WITH GLAND- K11)

SAE C GANİ DÖRT PORTLU TEK YÖNLÜ (RAKORLU-K11)

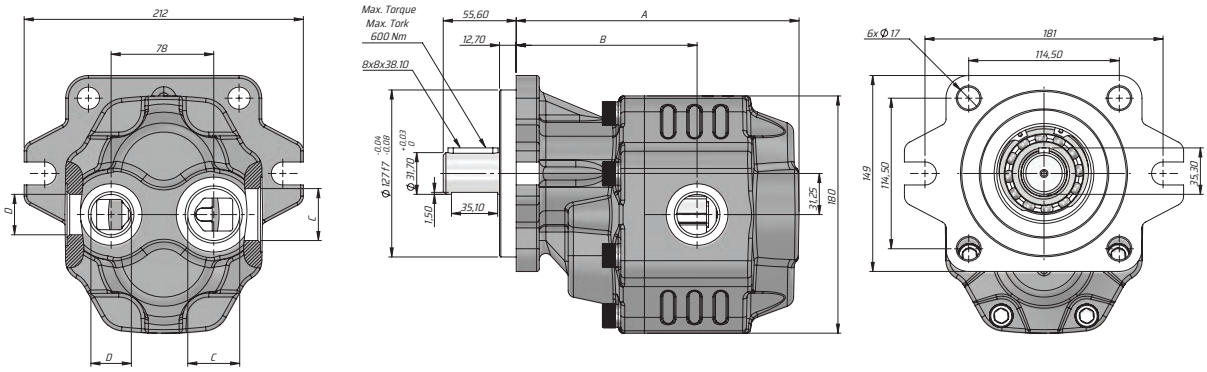

Kod Code		İletim hacmi Displacement	Max. Sürekli Basıncı Max. Continuous pressure	Maks. Aralıklı Basınç Max. Intermittent Pressure	Maks. Anlık Basınç Max. Peak Pressure	Maks. Sürekli Hız Max. Continuous Speed	Maks. Aralıklı Hız Max. Intermittent Speed	Min. Hız Min. Speed	A	B	Giriş Inlet	Çıkış Outlet
Sol / Left	Sağ /Right	(cm³/rev)	(100%)(BAR)	(20 sec.max)(BAR)	(6 sec.max)(BAR)	(RPM)	(RPM)	(RPM)	(mm)	(mm)	C	D
G40063CK1115	G40063CK1125	63	290	315	325	1800	2700	300	198	127.5	G1"	G3/4"
G40073CK1115	G40073CK1125	73	280	300	315				202	127.5		
G40087CK1115	G40087CK1125	87	260	280	290				207	133	G1 1/4"	G1"
G40109CK1115	G40109CK1125	109	250	270	280				215	137.5		
G40116CK115	G40116CK1125	116	240	260	270	1500			215	137.5		
G40133CK1115	G40133CK1125	133	220	250	260		2500		224	138.5	G1 1/2"	
G40151CK1115	G40151CK1125	151	180	210	220				230	141		

UNI GANI FOUR-PORT UNIDIRECTIONAL (GLANDED-F4)

UNI GANİ DÖRT PORTLU TEK YÖNLÜ (RAKORLU-F4)

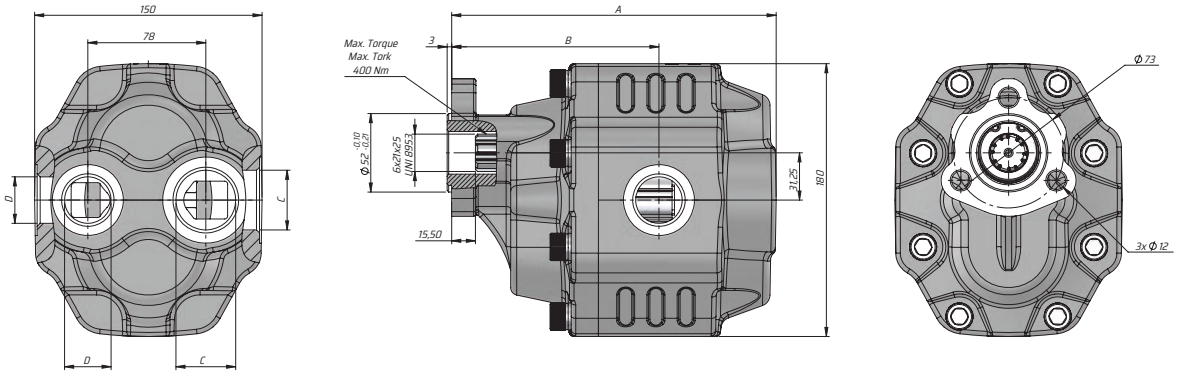

Kod Code		İletim hacmi Displace-ment	Max. Sürekli Basıncı Max. Continu-ous pressure	Maks. Aralıklı Basınç Max. Intermit-tent Pressure	Maks. Anlık Basınç Max. Peak Pressure	Maks. Sürekli Hız Max. Continuous Speed	Maks. Aralıklı Hız Max. Intermittent Speed	Min. Hız Min. Speed	A	B	Giriş Inlet	Çıkış Outlet
Sol / Left	Sağ /Right	(cm³/rev)	(100%)(BAR)	(20 sec.max)(BAR)	(6 sec.max)(BAR)	(RPM)	(RPM)	(RPM)	(mm)	(mm)	C	D
G40063UF415	G40063UF425	63	290	315	325	1800	2700	300	209.5	139	G1"	G3/4"
G40073UF415	G40073UF425	73	280	300	315				213.5	139		
G40087UF415	G40087UF425	87	260	280	290				218.5	144	G1 1/4"	G1"
G40109UF415	G40109UF425	109	250	270	280				226.5	149		
G40116UF415	G40116UF425	116	240	260	270	1500			226.5	149		
G40133UF415	G40133UF425	133	220	250	260		2500		235.5	150	G1 1/2"	
G40151UF415	G40151UF425	151	180	210	220				241.5	153		



40 SERİSİ GANİ TANDEM DİŞLİ POMPA

40 SERIES GANI TANDEM GEAR PUMP

KAZELOGLU.COM.TR

KAZEL®
HYDRAULIC EQUIPMENTS

KAZEL HYDRAULIC EQUIPMENTS

CODING SYSTEM

KODLAMA SİSTEMİ

40 SERIES GANI TANDEM GEAR PUMP

40 SERİSİ GANİ TANDEM DİŞLİ POMPA

1.POMPA 1.PUMP

2.POMPA 2.PUMP

G	T	40					1		
ÜRÜN TİPİ PRODUCT TYPE	**TANDEM**	**POMPA SERİSİ** PUMP SERIES	**1.POMPA** 1.PUMP LT	**KAPAK TİPİ** COVER TYPE	**ŞAFT TİPİ** SHAFT TYPE	**DÖNÜŞ YÖNÜ** ROTATION	**GİRİŞ ÇIKIŞ DELİKLERİ** INLET OUTLET PORTS	**2.POMPA** SECONT STAGE	**2.POMPA** SECONT STAGE LT

63	63.2 cm³/rev
73	73.1 cm³/rev
87	87.25 cm³/rev
109	108.9 cm³/rev
133	132.95 cm³/rev
151	151.10 cm³/rev

1	**SOL** LEFT
2	**SAĞ** RIGHT

1	**Rakorlu Bağlantı** Pipe thread Connection

20	**Serisi** Series
30	**Serisi** Series
40	**Serisi** Series

S	**4 Delikli ISO** 4 Holes ISO
U	**3 Delikli UNI** 3 Holes UNI
R	**2+4 Delikli SAE C** 2+4 Holes SAE C
C	**4 Delikli SAE C** 4 HolesSAE C

Bk. Sayfa See Page

F1	**8x32x36** DIN 5462
F2	**1-3/8" ASAE** DIN 9611
F3	**1-3/8" ASAE** DIN 9611
F4	**6x21x25** 21 UNI 222
F8	**1-3/8" ASAE** DIN 9611
F9	**15 Teeth** SAE J498B
F10	**14 Teeth** SAE J498B
K10	**8x8x45 Kamalı Key** Keyed Shaft
K11	**8x8x38.10 Kamalı Key** Keyed Shaft
K12	**8x8x38.10 Kamalı Key** Keyed Shaft

Bk. Sayfa See Page

TEK YÖNLÜ RAKOR BAĞLANTILI TANDEM DİŞLİ POMPA

SINGLE ROTATION TANDEM GEAR PUMP WITH PIPE THREAD

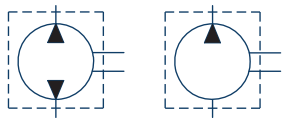

HİDROLİK SEMBOL
HYDRAULIC SYMBOL

Fluid	Mineral or synthetic compatible with the following seals: NBR, FKM, FPM, Nylon				
Kinematic viscosity suggested	Average ambient temp. (°C)	< -10	-10÷10	10÷35	> 35
	VG (cSt = mm^2/s)	22	32	46	68
Optimale kinematic viscosity			VG= 10 cSt ÷ 100 cSt		
Max kinematic viscosity suggested at the start-up			VG= 750 cSt		
Viscosity index suggested VI > 100		Working temperature -15°C +100°C			
Oil filtering			> 200 bar: 10 µm < 200 bar: 25 µm		
Inlet pressure			-0,3 ÷ 2 bar		

KAZEL HYDRAULIC EQUIPMENTS

TECHNICAL DATA
TEKNİK DATALAR

40 SERIES GANI TANDEM GEAR PUMP
40 SERİSİ GANİ TANDEM DİŞLİ POMPA

GANI TANDEM 133+73 MONTAJ

GANİ TANDEM 133+73 MONTAJ



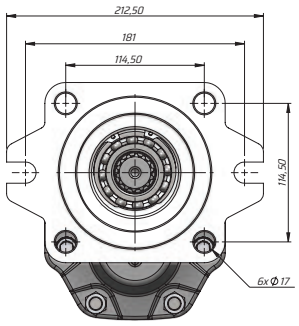

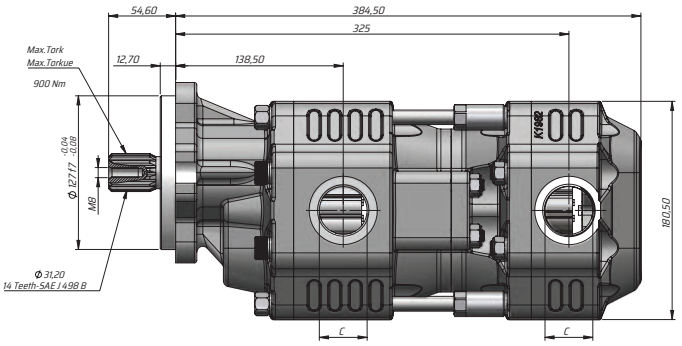

Kod Code	İletim hacmi Displace-ment	Max. Sürekli Basıncı Max. Continuous pressure	Maks. Aralıklı Basınç Max. Intermittent Pressure	Maks. Anlık Basınç Max. Peak Pressure	Maks. Sürekli Hız Max. Continuous Speed	Maks. Aralıklı Hız Max. Intermittent Speed	Min. Hız Min. Speed	Giriş Inlet	Çıkış Outlet
BD	(cm³/rev)	(100%)(BAR)	(20 sec.max)(BAR)	(6 sec.max)(BAR)	(RPM)	(RPM)	(RPM)	C	C
GT40133CF10334073	73.10	280	300	315	1800	2700	300	G1 1/4"	G1 1/4"
	132.95	220	250	260	1500	2500			

ASAE GANİ TANDEM (RAKORLU-F2)

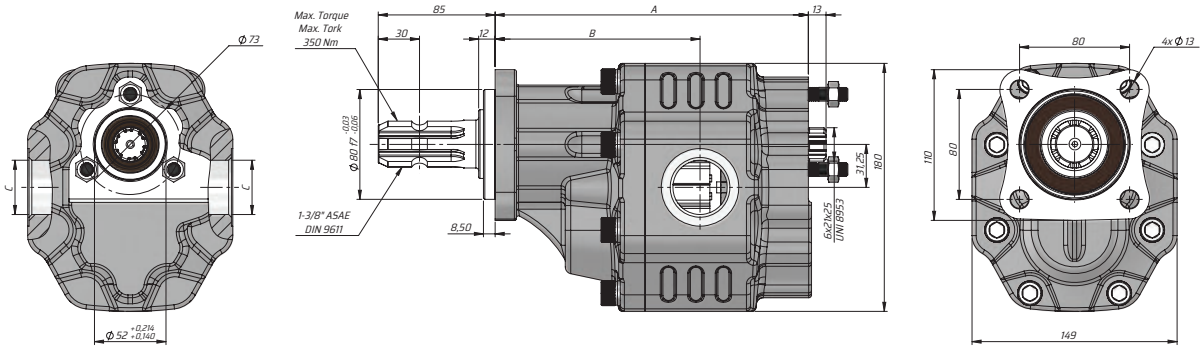

Kod Code	İletim hacmi Displace-ment	Max. Sürekli Basıncı Max. Continuous pressure	Maks. Aralıklı Basınç Max. Intermittent Pressure	Maks. Anlık Basınç Max. Peak Pressure	Maks. Sürekli Hız Max. Continu-ous Speed	Maks. Aralıklı Hız Max. Intermit-tent Speed	Min. Hız Min. Speed	A	B	Giriş Inlet	Çıkış Outlet
BD	(cm³/rev)	(100%)(BAR)	(20 sec.max)(BAR)	(6 sec.max)(BAR)	(RPM)	(RPM)	(RPM)	(mm)	(mm)	C	C
GT40063SF231	63	290	315	325	1800	2700	300	211	139	G1"	
GT40073SF231	73	280	300	315				215	139		
GT40087SF231	87	260	280	290				220	143	G1 1/4"	
GT40109SF231	109	250	270	280				228	149		
GT40133SF231	133	220	250	260	1500	2500		237	150		
GT40151SF231	151	180	210	220				243	152,5		

KAZEL HYDRAULIC EQUIPMENTS

TECHNICAL DATA
TEKNİK DATALAR

40 SERIES GANI TANDEM GEAR PUMP
40 SERİSİ GANİ TANDEM DİŞLİ POMPA

ASAE GANI TANDEM (GLANDED-BD-F8)

ASAE GANİ TANDEM (RAKORLU-F8)



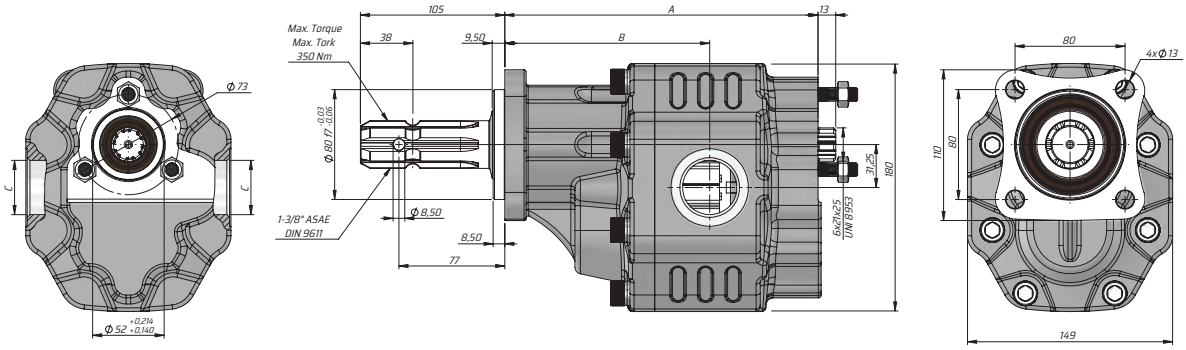

Kod Code	İletim hacmi Displacement	Max. Sürekli Basıncı Max. Continuous Pressure	Hız Aralığı-Speed Range (Dev/Dak)-(Rev / Min)		A	B	Giriş Inlet	Çıkış Outlet
BD	(cm³/rev)	(BAR)	Min.	Max. Continuous	(mm)	(mm)	C	C
GT400635F831	63	280	300	1800	211	139	G1"	
GT400735F831	73	275			215	139		
GT400875F831	87	265			220	143	G1 1/4"	
GT401095F831	109	240			228	149		
GT401335F831	133	230		1500	237	150		
GT401515F831	155	180			243	152.5		

ISO GANİ TANDEM (RAKORLU-F1)

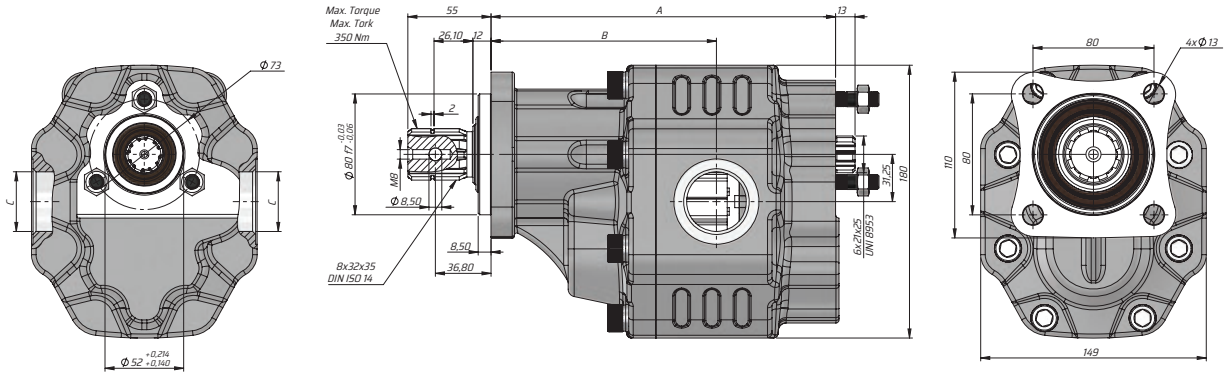

Kod Code	İletim hacmi Displace-ment	Max. Sürekli Basıncı Max. Continuous pressure	Maks. Aralıklı Basınç Max. Intermittent Pressure	Maks. Anlık Basınç Max. Peak Pressure	Maks. Sürekli Hız Max. Continu-ous Speed	Maks. Aralıklı Hız Max. Intermit-tent Speed	Min. Hız Min. Speed	A	B	Giriş Inlet	Çıkış Outlet
BD	(cm³/rev)	(100%)(BAR)	(20 sec.max)(BAR)	(6 sec.max)(BAR)	(RPM)	(RPM)	(RPM)	(mm)	(mm)	C	C
GT40063SF131	63	290	315	325	1800	2700	300	211	139	G1"	
GT40073SF131	73	280	300	315				215	139		
GT40087SF131	87	260	280	290				220	143	G1 1/4"	
GT40109SF131	109	250	270	280				228	149		
GT40133SF131	133	220	250	260	1500	2500		237	150		
GT40151SF131	151	180	210	220				243	152.5		

KAZEL HYDRAULIC EQUIPMENTS

TECHNICAL DATA
TEKNİK DATALAR

40 SERIES GANI TANDEM GEAR PUMP
40 SERİSİ GANİ TANDEM DİŞLİ POMPA

TRC GANI TANDEM (GLANDED-F3)

TRC GANİ TANDEM (RAKORLU-F3)



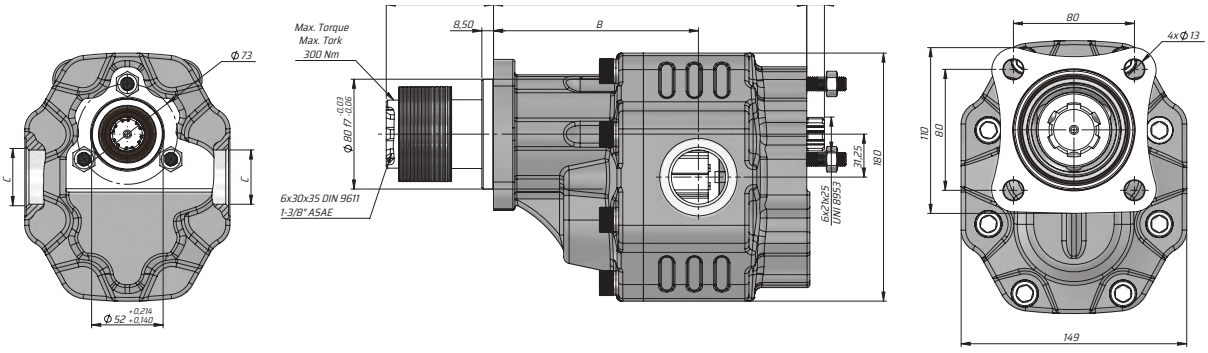

Kod Code	İletim hacmi Displacement	Max. Sürekli Basıncı Max. Continuous pressure	Maks. Aralıklı Basınç Max. Intermittent Pressure	Maks. Anlık Basınç Max. Peak Pressure	Maks. Sürekli Hız Max. Continuous Speed	Maks. Aralıklı Hız Max. Intermittent Speed	Min. Hız Min. Speed	A	B	Giriş Inlet	Çıkış Outlet
BD	(cm³/rev)	(100%)(BAR)	(20 sec.max)(BAR)	(6 sec.max)(BAR)	(RPM)	(RPM)	(RPM)	(mm)	(mm)	C	C
GT40063SF331	63	290	315	325	1800	2700	300	211	139	G1"	
GT40073SF331	73	280	300	315				215	139		
GT40087SF331	87	260	280	290				220	143	G1 1/4"	
GT401095SF331	109	250	270	280				228	149		
GT40133SF331	133	220	250	260	1500	2500		237	150		
GT40151SF331	151	180	210	220				243	152.5		

UNI GANİ TANDEM (RAKORLU-F4)

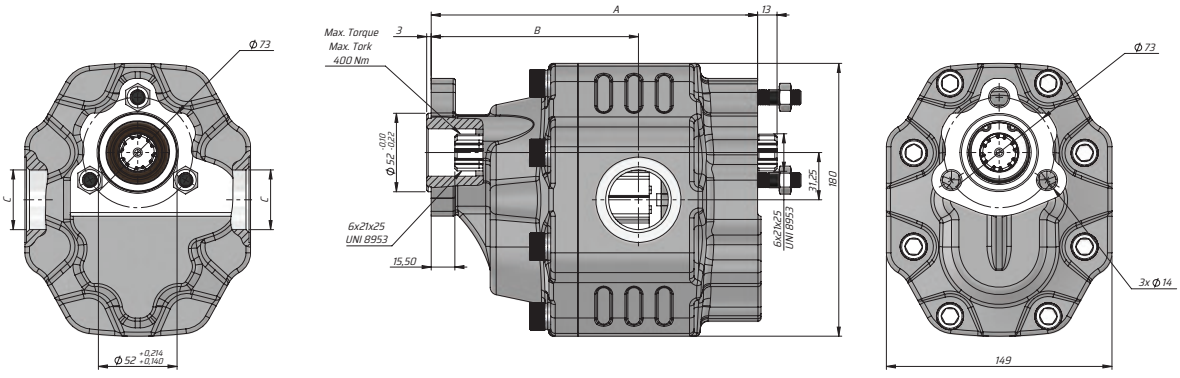

Kod Code	İletim hacmi Displace-ment	Max. Sürekli Basıncı Max. Continuous pressure	Maks. Aralıklı Basınç Max. Intermittent Pressure	Maks. Anlık Basınç Max. Peak Pressure	Maks. Sürekli Hız Max. Continu-ous Speed	Maks. Aralıklı Hız Max. Intermit-tent Speed	Min. Hız Min. Speed	A	B	Giriş Inlet	Çıkış Outlet
BD	(cm³/rev)	(100%)(BAR)	(20 sec.max)(BAR)	(6 sec.max)(BAR)	(RPM)	(RPM)	(RPM)	(mm)	(mm)	C	C
GT40063UF431	63	290	315	325	1800	2700	300	199	127	G1"	
GT40073UF431	73	280	300	315				203	127		
GT40087UF431	87	260	280	290				208	131	G1 1/4"	
GT40109UF431	109	250	270	280				216	137		
GT40133UF431	133	220	250	260	1500	2500		225	138		
GT40151UF431	151	180	210	220				231	140.5		

KAZEL HYDRAULIC EQUIPMENTS

TECHNICAL DATA
TEKNİK DATALAR

40 SERIES GANI TANDEM GEAR PUMP
40 SERİSİ GANİ TANDEM DİŞLİ POMPA

SAE C 2+4 GANI TANDEM (GLANDED-F10)

SAE C 2+4 GANİ TANDEM (RAKORLU-F10)



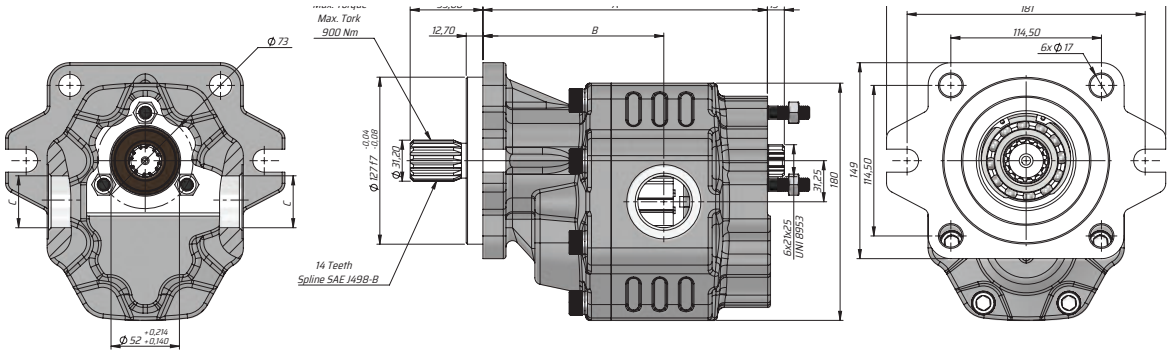

Kod Code	İletim hacmi Displacement	Max. Sürekli Basıncı Max. Continuous pressure	Maks. Aralıklı Basınç Max. Intermittent Pressure	Maks. Anlık Basınç Max. Peak Pressure	Maks. Sürekli Hız Max. Continuous Speed	Maks. Aralıklı Hız Max. Intermittent Speed	Min. Hız Min. Speed	A	B	Giriş Inlet	Çıkış Outlet
BD	(cm³/rev)	(100%)(BAR)	(20 sec.max)(BAR)	(6 sec.max)(BAR)	(RPM)	(RPM)	(RPM)	(mm)	(mm)	C	C
GT40063CF1031	63	290	315	325	1800	2700	300	199	127.5	G1"	
GT40073CF1031	73	280	300	315				203	127.5		
GT40087CF1031	87	260	280	290				208	131.5	G1 1/4"	
GT40109CF1031	10	250	270	280				216	137.5		
GT40133CF1031	13	220	250	260	1500	2500		225	138.5		
GT40151CF1031	15	180	210	220				231	141		

SAE C 2+4 GANİ TANDEM (RAKORLU-K10)



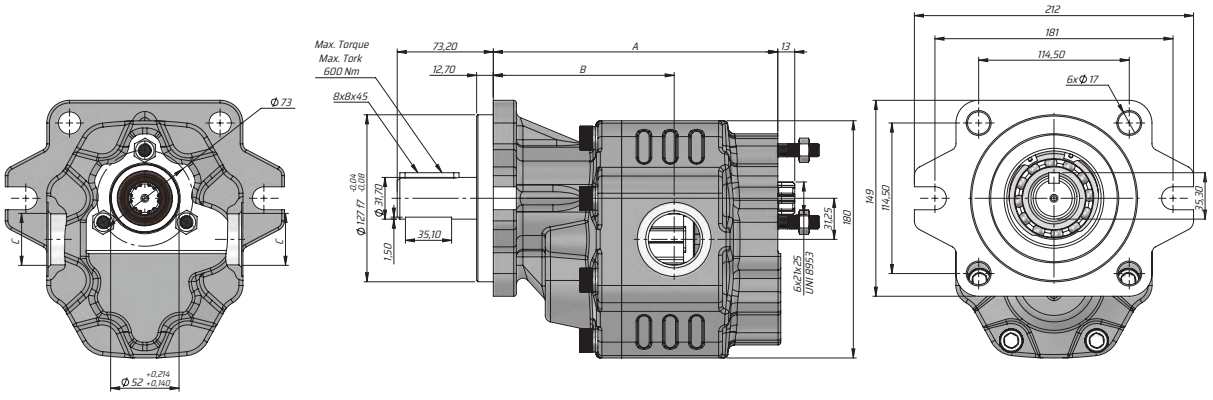

Kod Code	İletim hacmi Displacement	Max. Sürekli Basıncı Max. Continuous pressure	Maks. Aralıklı Basınç Max. Intermittent Pressure	Maks. Anlık Basınç Max. Peak Pressure	Maks. Sürekli Hız Max. Continuous Speed	Maks. Aralıklı Hız Max. Intermittent Speed	Min. Hız Min. Speed	A	B	Giriş Inlet	Çıkış Outlet
BD	(cm³/rev)	(100%)(BAR)	(20 sec.max)(BAR)	(6 sec.max)(BAR)	(RPM)	(RPM)	(RPM)	(mm)	(mm)	C	C
GT40063CK1031	63	290	315	325	1800	2700	300	199	127.5	G1"	
GT40073CK1031	73	280	300	315				203	127.5		
GT40087CK1031	87	260	280	290				208	131.5	G1 1/4"	
GT40109CK1031	10	250	270	280				216	137.5		
GT40133CK1031	13	220	250	260	1500	2500		225	138.5		
GT40151CK1031	15	180	210	220				231	141		

KAZEL HYDRAULIC EQUIPMENTS

TECHNICAL DATA
TEKNİK DATALAR

40 SERIES GANI TANDEM GEAR PUMP
40 SERİSİ GANİ TANDEM DİŞLİ POMPA

SAE C GANI TANDEM (GLANDED-F9)

SAE C GANİ TANDEM (RAKORLU-F9)



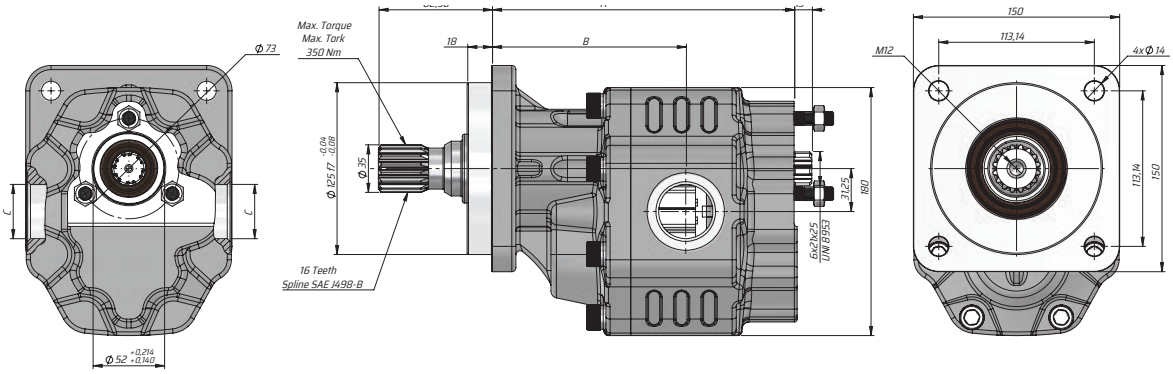

Kod Code	İletim hacmi Displacement	Max. Sürekli Basıncı Max. Continuous pressure	Maks. Aralıklı Basınç Max. Intermittent Pressure	Maks. Anlık Basınç Max. Peak Pressure	Maks. Sürekli Hız Max. Continuous Speed	Maks. Aralıklı Hız Max. Intermittent Speed	Min. Hız Min. Speed	A	B	Giriş Inlet	Çıkış Outlet
BD	(cm³/rev)	(100%)(BAR)	(20 sec.max)(BAR)	(6 sec.max)(BAR)	(RPM)	(RPM)	(RPM)	(mm)	(mm)	C	C
GT40063RF931	63	290	315	325	1800	2700	300	203	131	G1"	
GT40073RF931	73	280	300	315				207	131		
GT40087RF931	87	260	280	290				212	135	G1 1/4"	
GT40109RF931	109	250	270	280				220	141		
GT40133RF931	133	220	250	260	1500	2500		229	142		
GT40151RF931	151	180	210	220				235	144.5		

ASAE GANİ TANDEM (RAKORLU-F2)



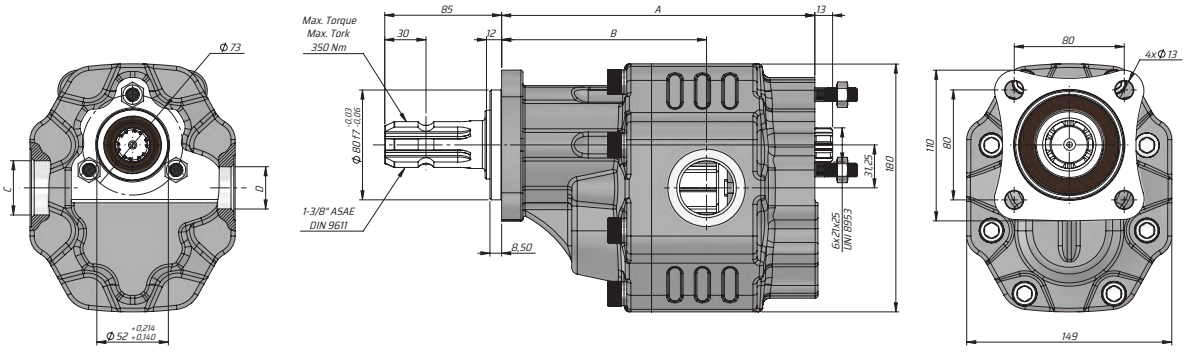

Kod Code		İletim hacmi Displacement	Max. Sürekli Basıncı Max. Continuous pressure	Maks. Aralıklı Basınç Max. Intermittent Pressure	Maks. Anlık Basınç Max. Peak Pressure	Maks. Sürekli Hız Max. Continuous Speed	Maks. Aralıklı Hız Max. Intermittent Speed	Min. Hız Min. Speed	A	B	Giriş Inlet	Çıkış Outlet
Sol / Left	Sağ /Right	(cm³/rev)	(100%)(BAR)	(20 sec.max)(BAR)	(6 sec.max)(BAR)	(RPM)	(RPM)	(RPM)	(mm)	(mm)	C	D
GT40063SF211	GT40063SF221	63	290	315	325	1800	2700	300	211	139	G1"	G3/4"
GT40073SF211	GT40073SF221	73	280	300	315				215	139		
GT40087SF211	GT40087SF221	87	260	280	290				220	143	G1 1/4"	G1"
GT40109SF211	GT40109SF221	109	250	270	280				228	149		
GT40133SF211	GT40133SF221	133	220	250	260	1500	2500		237	150	G1 1/2"	
GT40151SF211	GT40151SF221	151	180	210	220				243	152.5		

KAZEL HYDRAULIC EQUIPMENTS

TECHNICAL DATA
TEKNİK DATALAR

40 SERIES GANI TANDEM GEAR PUMP
40 SERİSİ GANİ TANDEM DİŞLİ POMPA

ASAE GANI TANDEM (GLANDED-LEFT-F8)

ASAE GANİ TANDEM (RAKORLU-F8)

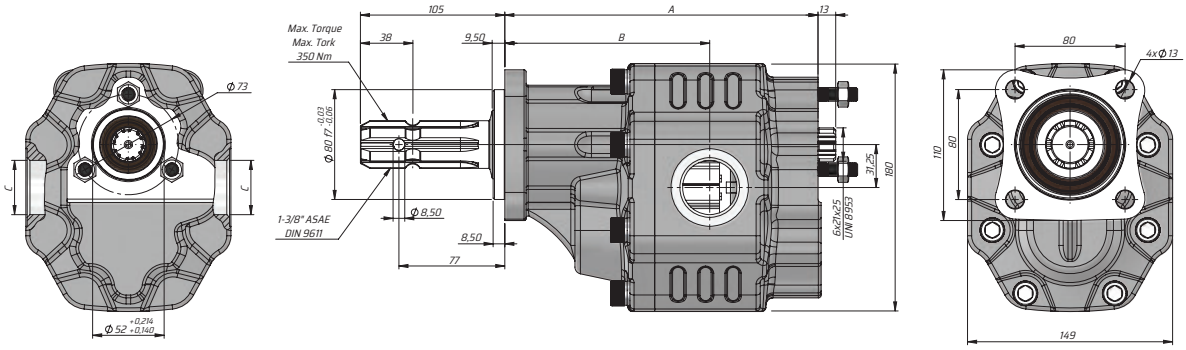

Kod Code		İletim Hacmi Displacement	Maks.Sürekli Basınç Max.Continuous Pressure	Hız Aralığı Speed Range (Dev/Dak)-(Rev / Min)		A	B	Giriş Inlet	Çıkış Outlet
Sol / Left	Sağ /Right	(cm³/rev)	(BAR)	Min.	Max. Continuous	(mm)	(mm)	C	D
GT40063SF811	GT40063SF821	63	280	300	1800	211	139	G1"	G3/4"
GT40073SF811	GT40073SF821	73	275			215	139	G1 1/4"	
GT40087SF811	GT40087SF821	87	265			220	143		G1"
GT40109SF811	GT40109SF821	109	240			228	149		
GT40133SF811	GT40133SF821	133	230		1500	237	150	G1 1/2"	
GT40151SF811	GT40151SF821	155	180			243	152,5		

ISO GANİ TANDEM (RAKORLU-F1)

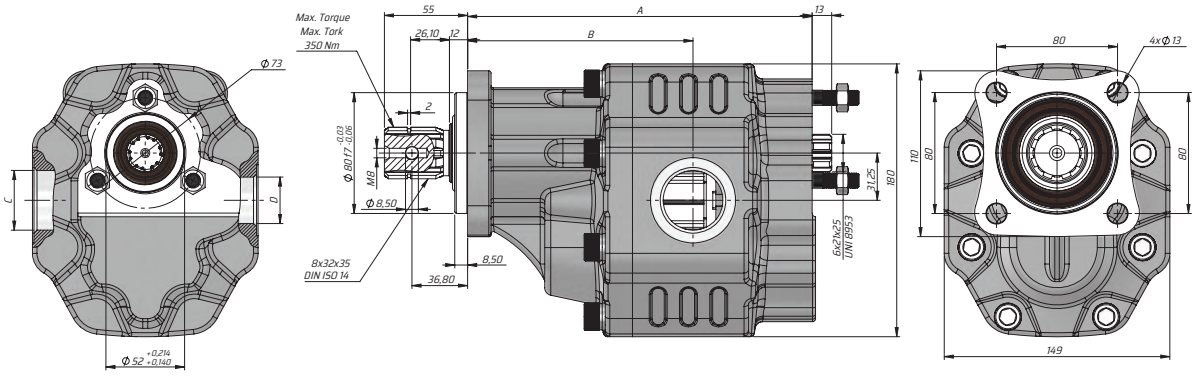

Kod Code		İletim hacmi Displacement	Max. Sürekli Basıncı Max. Continuous pressure	Maks. Aralıklı Basınç Max. Intermittent Pressure	Maks. Anlık Basınç Max. Peak Pressure	Maks. Sürekli Hız Max. Continuous Speed	Maks. Aralıklı Hız Max. Intermittent Speed	Min. Hız Min. Speed	A	B	Giriş Inlet	Çıkış Outlet
Sol / Left	Sağ /Right	(cm³/rev)	(100%)(BAR)	(20 sec.max)(BAR)	(6 sec.max)(BAR)	(RPM)	(RPM)	(RPM)	(mm)	(mm)	C	D
GT40063SF111	GT40063SF121	63	290	315	325	1800	2700	300	211	139	G1"	G3/4"
GT40073SF111	GT40073SF121	73	280	300	315				215	139		
GT40087SF111	GT40087SF121	87	260	280	290				220	143	G1 1/4"	G1"
GT40109SF111	GT40109SF121	109	250	270	280				228	149		
GT40133SF111	GT40133SF121	133	220	250	260	1500	2500		237	150	G1 1/2"	
GT40151SF111	GT40151SF121	151	180	210	220				243	152.5		

KAZEL HYDRAULIC EQUIPMENTS

TECHNICAL DATA
TEKNİK DATALAR

40 SERIES GANI TANDEM GEAR PUMP
40 SERİSİ GANİ TANDEM DİŞLİ POMPA

TRC GANI TANDEM (GLANDED-F3)

TRC GANİ TANDEM (RAKORLU-F3)



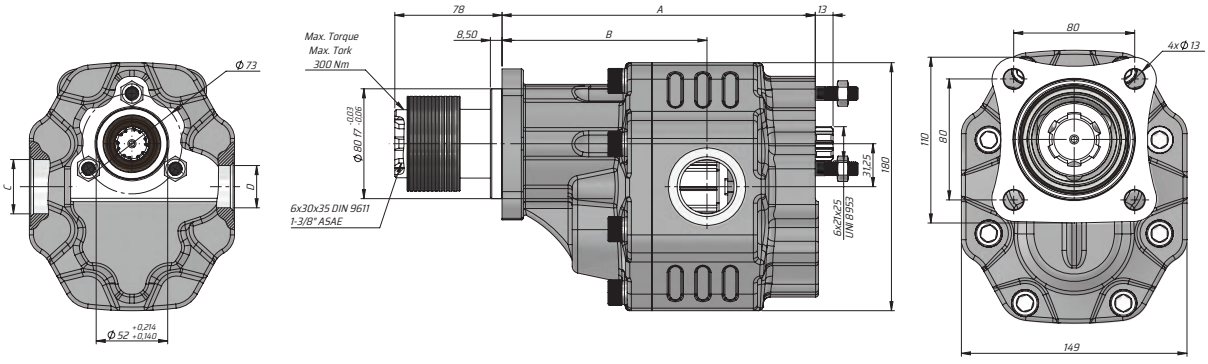

Kod Code		İletim hacmi Displacement	Max. Sürekli Basıncı Max. Continuous pressure	Maks. Aralıklı Basınç Max. Intermittent Pressure	Maks. Anlık Basınç Max. Peak Pressure	Maks. Sürekli Hız Max. Continuous Speed	Maks. Aralıklı Hız Max. Intermittent Speed	Min. Hız Min. Speed	A	B	Giriş Inlet	Çıkış Outlet
Sol / Left	Sağ /Right	(cm³/rev)	(100%)(BAR)	(20 sec.max)(BAR)	(6 sec.max)(BAR)	(RPM)	(RPM)	(RPM)	(mm)	(mm)	C	D
GT40063SF311	GT40063SF321	63	290	315	325	1800	2700	300	211	139	G1"	G3/4"
GT40073SF311	GT40073SF321	73	280	300	315				215	139		
GT40087SF311	GT40087SF321	87	260	280	290				220	143	G1 1/4"	G1"
GT40109SF311	GT40109SF321	109	250	270	280				228	149		
GT40133SF311	GT40133SF321	133	220	250	260	1500	2500		237	150	G1 1/2"	
GT40151SF311	GT40151SF321	151	180	210	220				243	152.5		

UNI GANİ TANDEM (RAKORLU-F4)

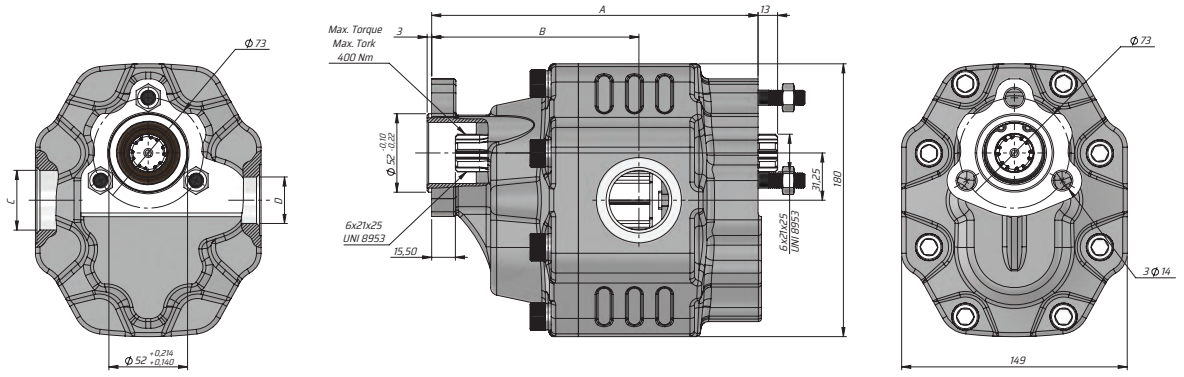

Kod Code		İletim hacmi Displacement	Max. Sürekli Basıncı Max. Continuous pressure	Maks. Aralıklı Basınç Max. Intermittent Pressure	Maks. Anlık Basınç Max. Peak Pressure	Maks. Sürekli Hız Max. Continuous Speed	Maks. Aralıklı Hız Max. Intermittent Speed	Min. Hız Min. Speed	A	B	Giriş Inlet	Çıkış Outlet
Sol / Left	Sağ /Right	(cm³/rev)	(100%)(BAR)	(20 sec.max)(BAR)	(6 sec.max)(BAR)	(RPM)	(RPM)	(RPM)	(mm)	(mm)	C	D
GT40063UF411	GT40063UF421	63	290	315	325	1800	2700	300	211	139	G1"	G3/4"
GT40073UF411	GT40073UF421	73	280	300	315				215	139		
GT40087UF411	GT40087UF421	87	260	280	290				220	143	G1 1/4"	G1"
GT40109UF411	GT40109UF421	109	250	270	280				228	149		
GT40133UF411	GT40133UF421	133	220	250	260	1500	2500		237	150	G1 1/2"	
GT40151UF411	GT40151UF421	151	180	210	220				243	152.5		

KAZEL HYDRAULIC EQUIPMENTS

TECHNICAL DATA
TEKNİK DATALAR

40 SERIES GANI TANDEM GEAR PUMP
40 SERİSİ GANİ TANDEM DİŞLİ POMPA

SAE C GANI 2+4 TANDEM (GLANDED-F10)

SAE C GANİ 2+4 TANDEM (RAKORLU-F10)



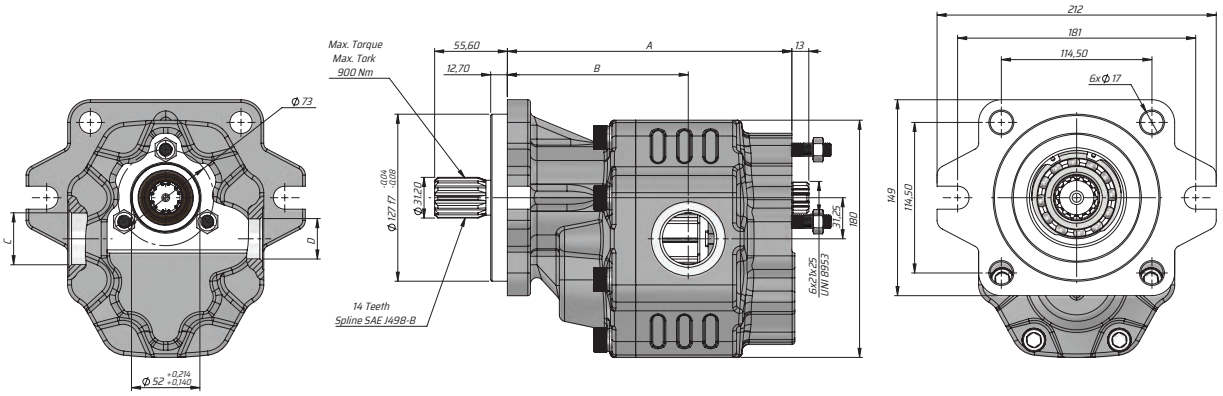

Kod Code		İletim hacmi Displacement	Max. Sürekli Basıncı Max. Continuous pressure	Maks. Aralıklı Basınç Max. Intermittent Pressure	Maks. Anlık Basınç Max. Peak Pressure	Maks. Sürekli Hız Max. Continuous Speed	Maks. Aralıklı Hız Max. Intermittent Speed	Min. Hız Min. Speed	A	B	Giriş Inlet	Çıkış Outlet
Sol / Left	Sağ /Right	(cm³/rev)	(100%)(BAR)	(20 sec.max)(BAR)	(6 sec.max)(BAR)	(RPM)	(RPM)	(RPM)	(mm)	(mm)	C	D
GT40063CF1011	GT40063CF1021	63	290	315	325	1800	2700	300	199	127.5	G1"	G3/4"
GT40073CF1011	GT40073CF1021	73	280	300	315				203	127.5		
GT40087CF1011	GT40087CF1021	87	260	280	290				208	131.5	G1 1/4"	G1"
GT40109CF1011	GT40109CF1021	109	250	270	280				216	137.5		
GT40133CF1011	GT40133CF1021	133	220	250	260	1500	2500		225	138.5	G1 1/2"	
GT40151CF1011	GT40151CF1021	155	180	210	220				231	141		

SAE C GANİ 2+4 TANDEM (RAKORLU-K10)



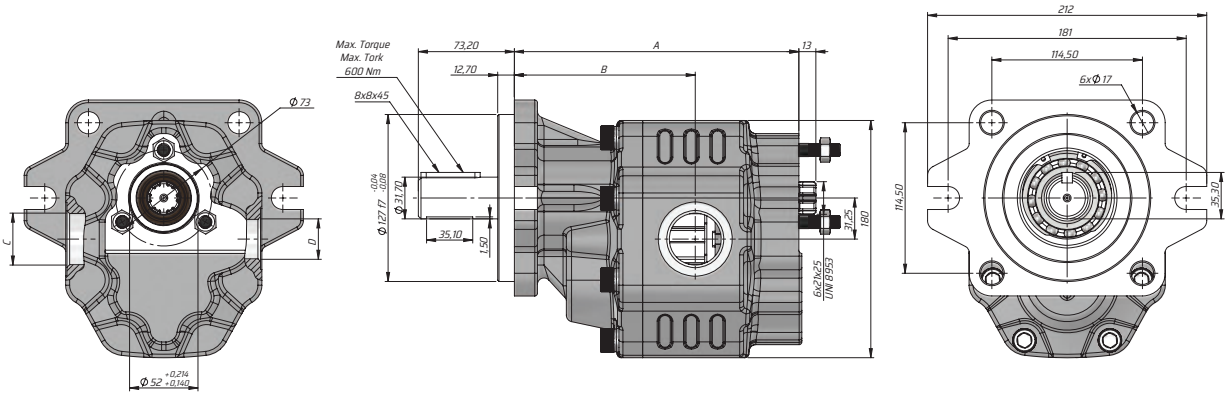

Kod Code		İletim hacmi Displacement	Max. Sürekli Basıncı Max. Continuous pressure	Maks. Aralıklı Basınç Max. Intermittent Pressure	Maks. Anlık Basınç Max. Peak Pressure	Maks. Sürekli Hız Max. Continuous Speed	Maks. Aralıklı Hız Max. Intermittent Speed	Min. Hız Min. Speed	A	B	Giriş Inlet	Çıkış Outlet
Sol / Left	Sağ /Right	(cm³/rev)	(100%)(BAR)	(20 sec.max)(BAR)	(6 sec.max)(BAR)	(RPM)	(RPM)	(RPM)	(mm)	(mm)	C	D
GT40063CK1011	GT40063CK1021	63	290	315	325	1800	2700	300	199	127.5	G1"	G3/4"
GT40073CK1011	GT40073CK1021	73	280	300	315				203	127.5		
GT40087CK1011	GT40087CK1021	87	260	280	290				208	131.5	G1 1/4"	G1"
GT40109CK1011	GT40109CK1021	109	250	270	280				216	137.5		
GT40133CK1011	GT40133CK1021	133	220	250	260	1500	2500		225	138.5	G1 1/2"	
GT40151CK1011	GT40151CK1021	155	180	210	220				231	141		

KAZEL HYDRAULIC EQUIPMENTS

TECHNICAL DATA
TEKNİK DATALAR

40 SERIES GANI TANDEM GEAR PUMP
40 SERİSİ GANİ TANDEM DİŞLİ POMPA

SAE C GANI TANDEM (GLANDED-F9)

SAE C GANİ TANDEM (RAKORLU-F9)



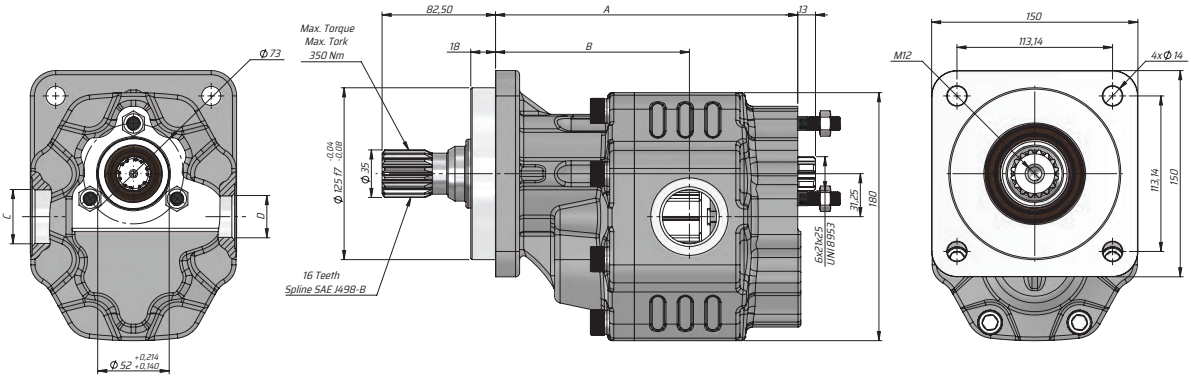

Kod Code		İletim hacmi Displacement	Max. Sürekli Basıncı Max. Continuous pressure	Maks. Aralıklı Basınç Max. Intermittent Pressure	Maks. Anlık Basınç Max. Peak Pressure	Maks. Sürekli Hız Max. Continuous Speed	Maks. Aralıklı Hız Max. Intermittent Speed	Min. Hız Min. Speed	A	B	Giriş Inlet	Çıkış Outlet
Sol / Left	Sağ /Right	(cm³/rev)	(100%)(BAR)	(20 sec.max)(BAR)	(6 sec.max)(BAR)	(RPM)	(RPM)	(RPM)	(mm)	(mm)	C	D
GT40063RF911	GT40063RF921	63	290	315	325	1800	2700	300	203	131	G1"	G3/4"
GT40073RF911	GT40073RF921	73	280	300	315				207	131		
GT40087RF911	GT40087RF921	87	260	280	290				212	135	G1 1/4"	G1"
GT40109RF911	GT40109RF921	109	250	270	280				220	141		
GT40133RF911	GT40133RF921	133	220	250	260	1500	2500		229	142	G1 1/2"	
GT40151RF911	GT40151RF921	151	180	210	220				235	144.5		

DPM GANI 109-L(R)

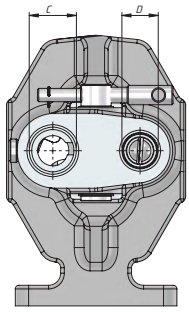

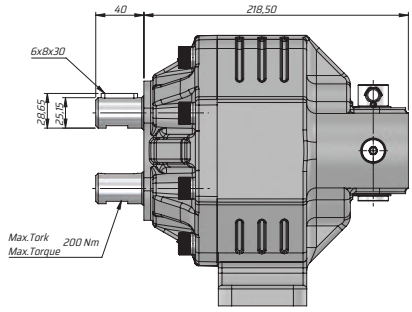

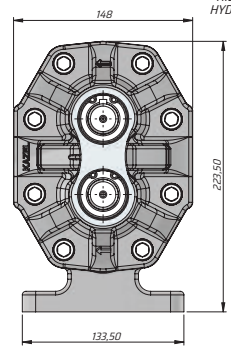

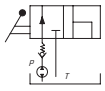

HİDROLİK SEMBOL
HYDRAULIC SYMBOL

Kod Code	İletim hacmi Displace-ment	Max. Sürekli Basıncı Max. Continuous pressure	Maks. Aralıklı Basınç Max. Intermittent Pressure	Maks. Anlık Basınç Max. Peak Pressure	Maks. Sürekli Hız Max. Continu-ous Speed	Maks. Aralıklı Hız Max. Intermittent Speed	Min. Hız Min. Speed	Giriş Inlet	Çıkış Outlet
Sağ /Right	(cm³/rev)	(100%)(BAR)	(20 sec.max)(BAR)	(6 sec.max)(BAR)	(RPM)	(RPM)	(RPM)	C	D
G40109VK73MVA	108.90	250	270	280	1800	2700	300	G1 1/4"	G1"

KAZEL HYDRAULIC EQUIPMENTS

TECHNICAL DATA
TEKNİK DATALAR

40 SERIES VALVE GEAR PUMP
40 SERİSİ VENTİLİ DİŞLİ POMPA

DPM-GANI 133 L(R)

DPM-GANI 133 L(R)



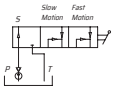

HİDROLİK SEMBOL
HYDRAULIC SYMBOL

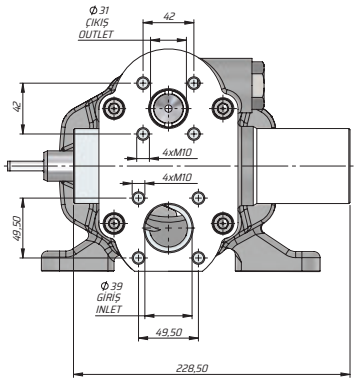

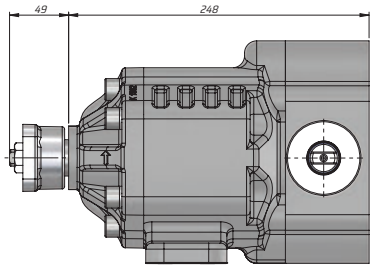

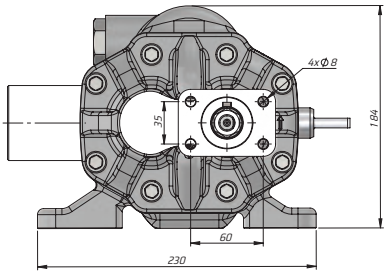

Kod Code	İletim hacmi Displacement	Max. Sürekli Basıncı Max. Continuous pressure	Maks. Aralıklı Basınç Max. Intermittent Pressure	Maks. Anlık Basınç Max. Peak Pressure	Maks. Sürekli Hız Max. Continuous Speed	Maks. Aralıklı Hız Max. Intermittent Speed	Min. Hız Min. Speed
	(cm³/rev)	(100%)(BAR)	(20 sec.max)(BAR)	(6 sec.max)(BAR)	(RPM)	(RPM)	(RPM)
G40133VK6(1)MVA	132.95	220	250	260	1500	2500	300
G40133VK6(2)MVA							

(1) Sol-Left
(2)Sağ-Right

AKSA-NEVİ-AKVA DİŞLİ POMPA

AKSA-NEVI-AKVA GEAR PUMP

KAZELOGLU.COM.TR

KAZEL®
HYDRAULIC EQUIPMENTS

KAZEL HYDRAULIC EQUIPMENTS

CODING SYSTEM
KODLAMA SİSTEMİ

AKSA GEAR PUMP
AKSA DİŞLİ POMPA

AKSA TANDEM

1.POMPA
1.PUMP

2.POMPA
2.PUMP

G	T	16		B			
ÜRÜN TİPİ PRODUCT TYPE	**TANDEM**	**POMPA SERİSİ** PUMP SERIES	**1.POMPA** 1.PUMP **LİTRE** LİTER	**KAPAK TİPİ** COVER TYPE	**ŞAFT TİPİ** SHAFT TYPE	**DÖNÜŞ YÖNÜ** ROTATION	**2.POMPA** 2.PUMP **LİTRE** LİTER

41	**41** cm³/rev
37	**37** cm³/rev
36	**36** cm³/rev
32	**32** cm³/rev
23	**23** cm³/rev

B	**2 Delikli SAE B** 2 Holes SAE B

Bk. Sayfa
See Page

1	**SOL** LEFT	
2	**SAĞ** RIGHT	

41	**41** cm³/rev
36	**36** cm³/rev
33	**33** cm³/rev
29	**29** cm³/rev
26	**26** cm³/rev
23	**23** cm³/rev
15	**15** cm³/rev

F5	**13 Teeth** SAE J498B	
F6	**15 Teeth** SAE J498B	
K1	**6.35x6.35x25.4 Kamalı Şaft** Keyed Shaft	
K2	**4.79x4.76x32 Kamalı Şaft** Keyed Shaft	
K3	**6.35x6.35x31.8 Kamalı Şaft** Keyed Shaft	

Bk. Sayfa
See Page

AKSA TANDEM

Sağ Dönüşlü Pompa
Clockwise Rotation Pump

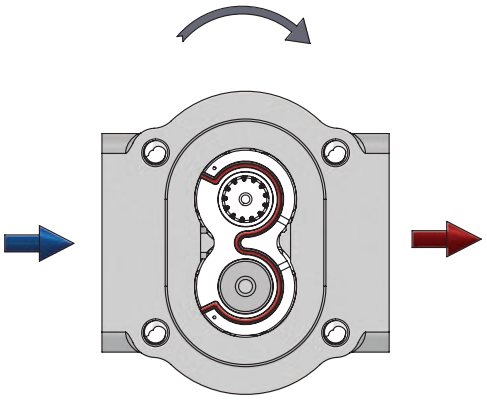

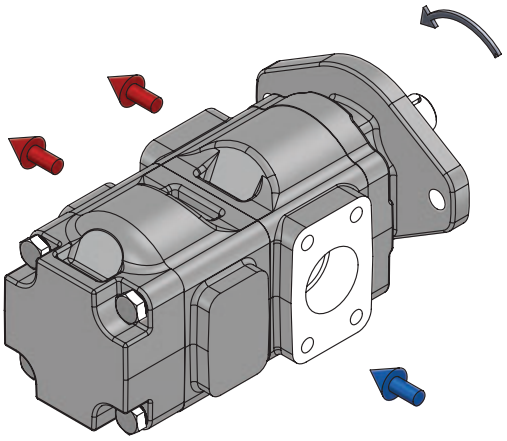

Sol Dönüşlü Pompa
Anticlockwise Rotation Pump

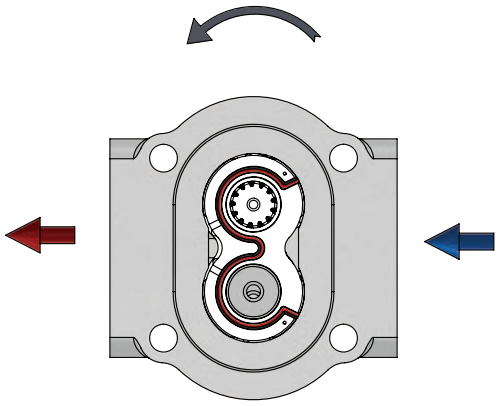

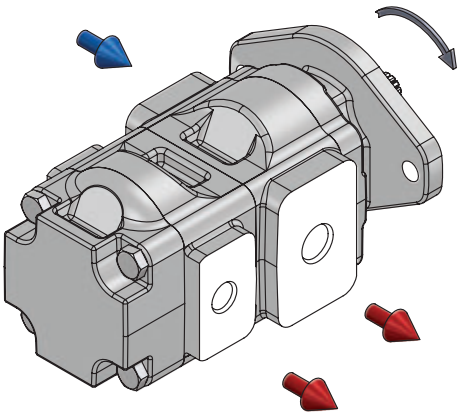

KAZEL HYDRAULIC EQUIPMENTS

FRONT COVERS
ÖN KAPAKLAR

AKSA GEAR PUMP
AKSA DİŞLİ POMPA

AKSA TANDEM

B

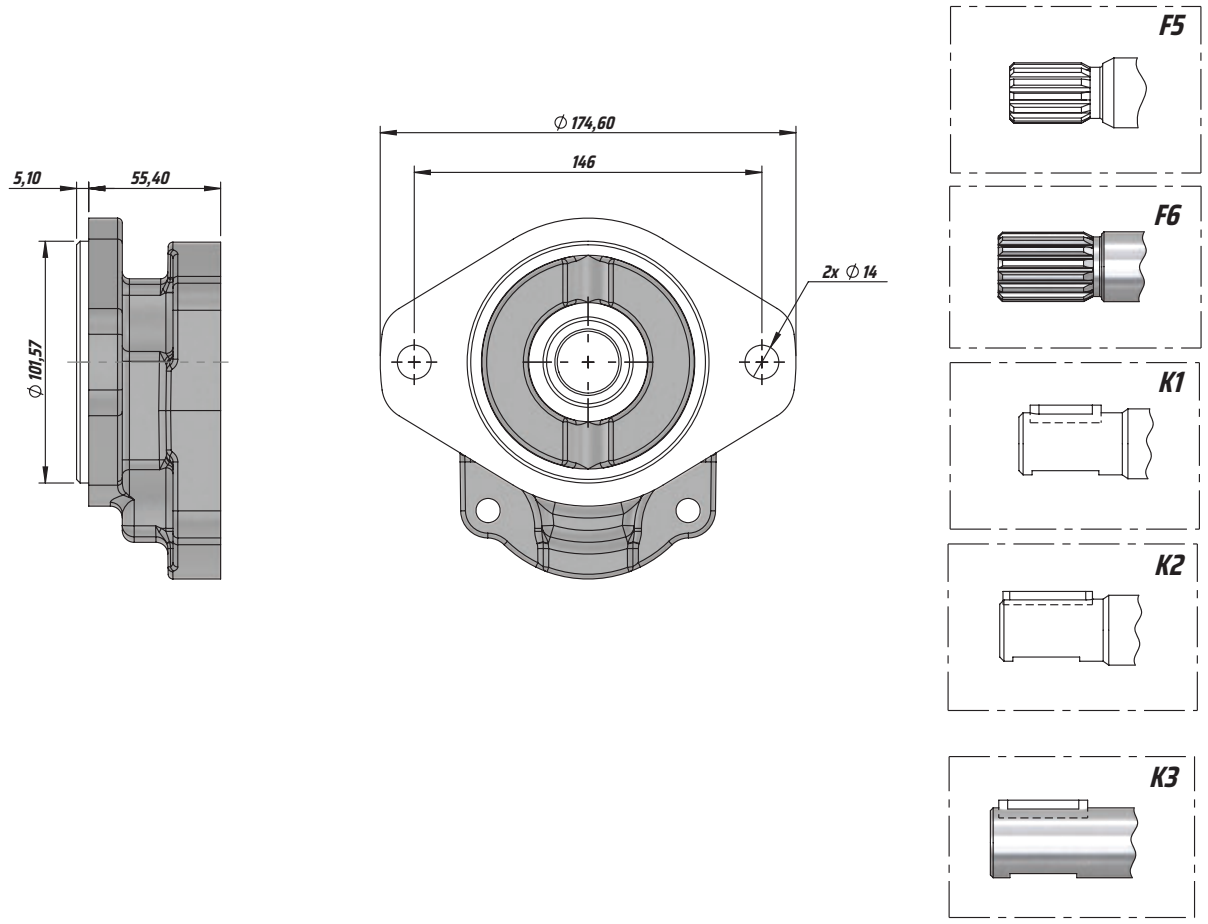

AKSA TANDEM

F5

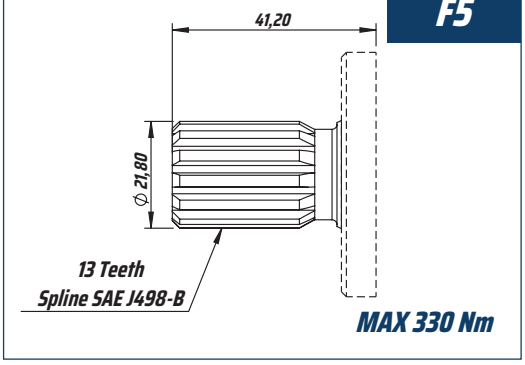

F6

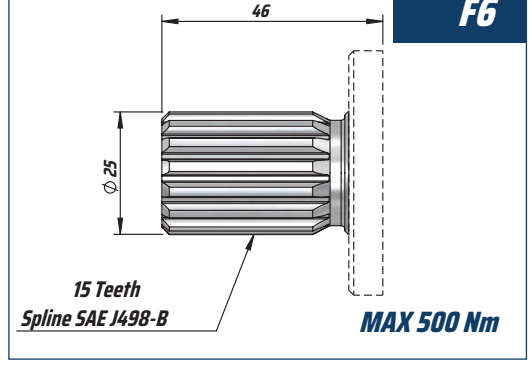

K1

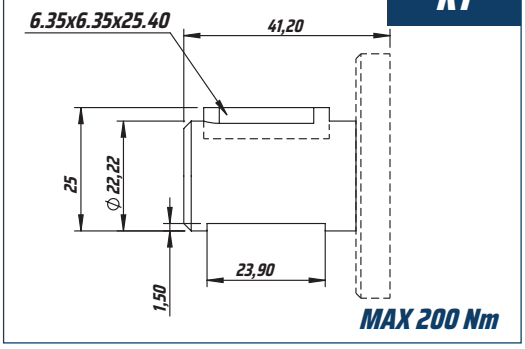

K2

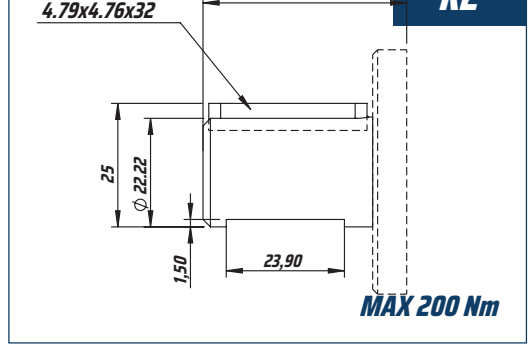

K3

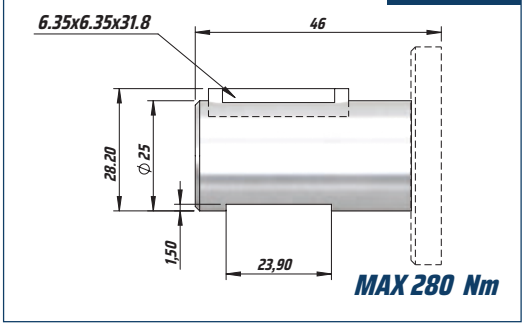

TEK YÖNLÜ TANDEM DİŞLİ POMPA

SINGLE TANDEM GEAR PUMP

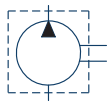

HİDROLİK SEMBOL
HYDRAULIC SYMBOL

Fluid	Mineral or synthetic compatible with the following seals: NBR, FKM, FPM, Nylon				
Kinematic viscosity suggested	Average ambient temp. (°C)	< -10	-10÷10	10÷35	> 35
	VG (cSt = mm²/s)	22	32	46	68
Optimale kinematic viscosity			VG= 10 cSt ÷ 100 cSt		
Max kinematic viscosity suggested at the start-up			VG= 750 cSt		
Viscosity index suggested VI > 100		Working temperature -15°C +100°C			
Oil filtering			> 200 bar: 10 µm < 200 bar: 25 µm		
Inlet pressure			-0,3 ÷ 2 bar		

AKSA 38+27 VALFLİ TANDEM MONTAJ



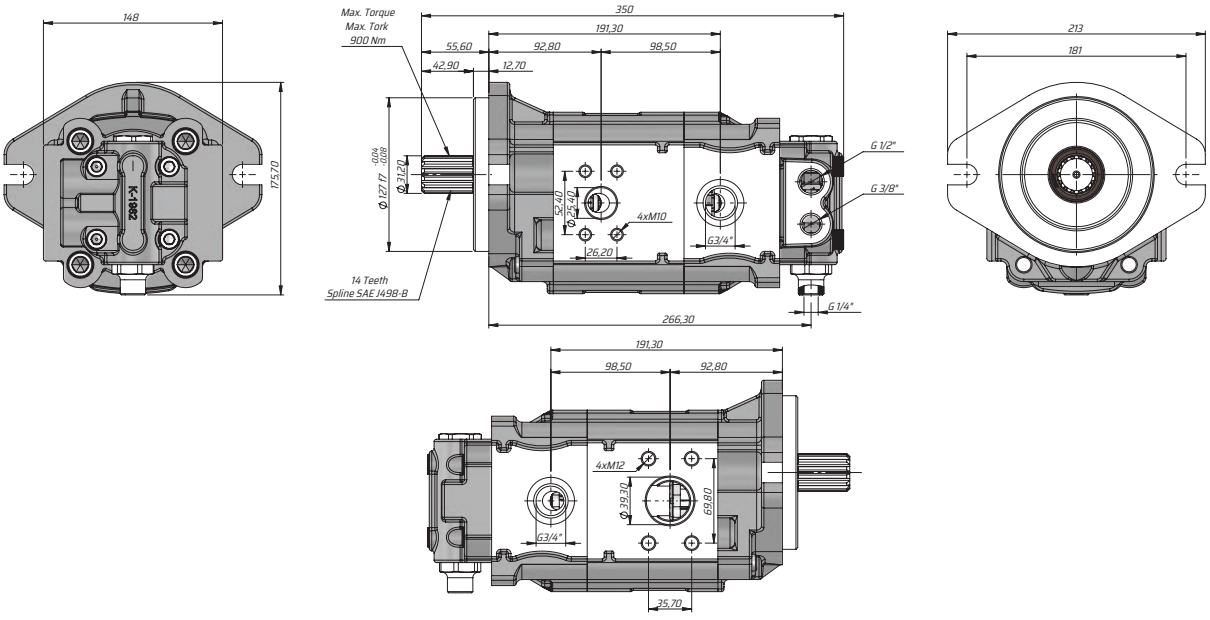

Kod Code	İletim hacmi Displacement	Max. Sürekli Basıncı Max. Continuous Pressure	Maks. Aralıklı Basınç Max. Intermittent Pressure	Maks. Anlık Basınç Max. Peak Pressure	Maks. Sürekli Hız Max. Continuous Speed	Min Hız Min. Speed
Left / Right	(cm³/rev)	(100%)(BAR)	(20 sec.max)(BAR)	(6 sec.max)(BAR)	(RPM)	(RPM)
GT1638C2F6227V (R)	38	260	280	300	3000	350
GT1638C2F6127V (L)	27	280	300	310	3000	350

KAZEL HYDRAULIC EQUIPMENTS

TECHNICAL DATA
TEKNİK DATALAR

AKSA GEAR PUMP
AKSA DİŞLİ POMPA

AKSA 48+29 TANDEM ASSEMBLY

AKSA 48+29 TANDEM MONTAJ

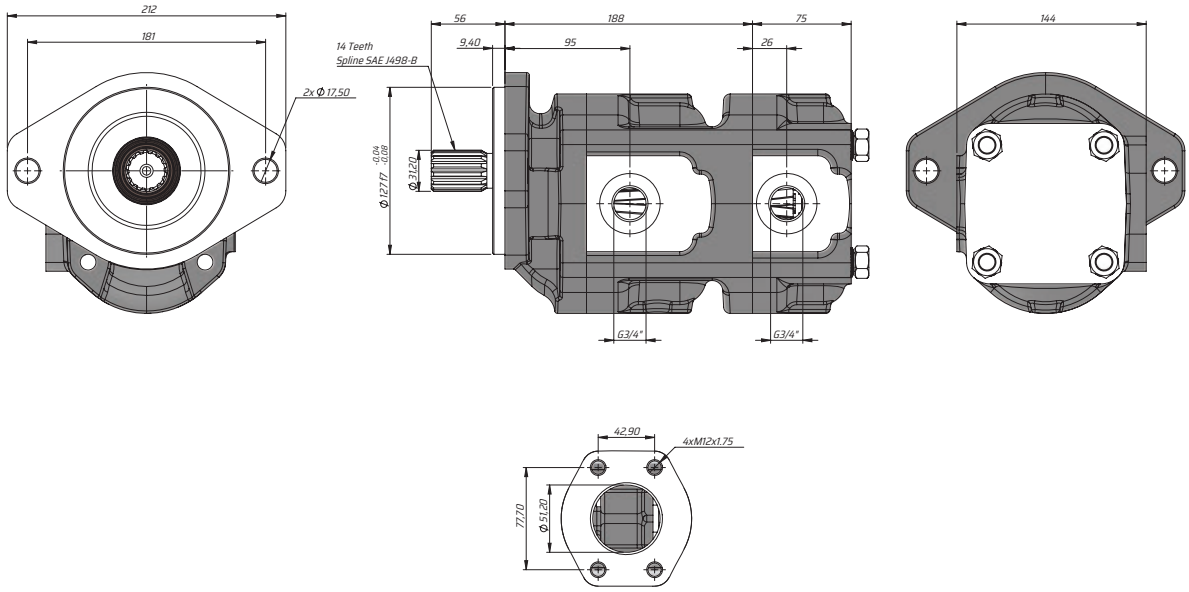

İletim Hacmi Displacement	**Maks.Sürekli Basınç Max** Continuous Pressure	**Hız Aralığı** Speed Range **(Dev/Dak)** (Rev / Min)	
(cm³/rev)	(BAR)	Min.	Max. Continuous
48	250	500	3500
29			

AKSA TANDEM MONTAJ

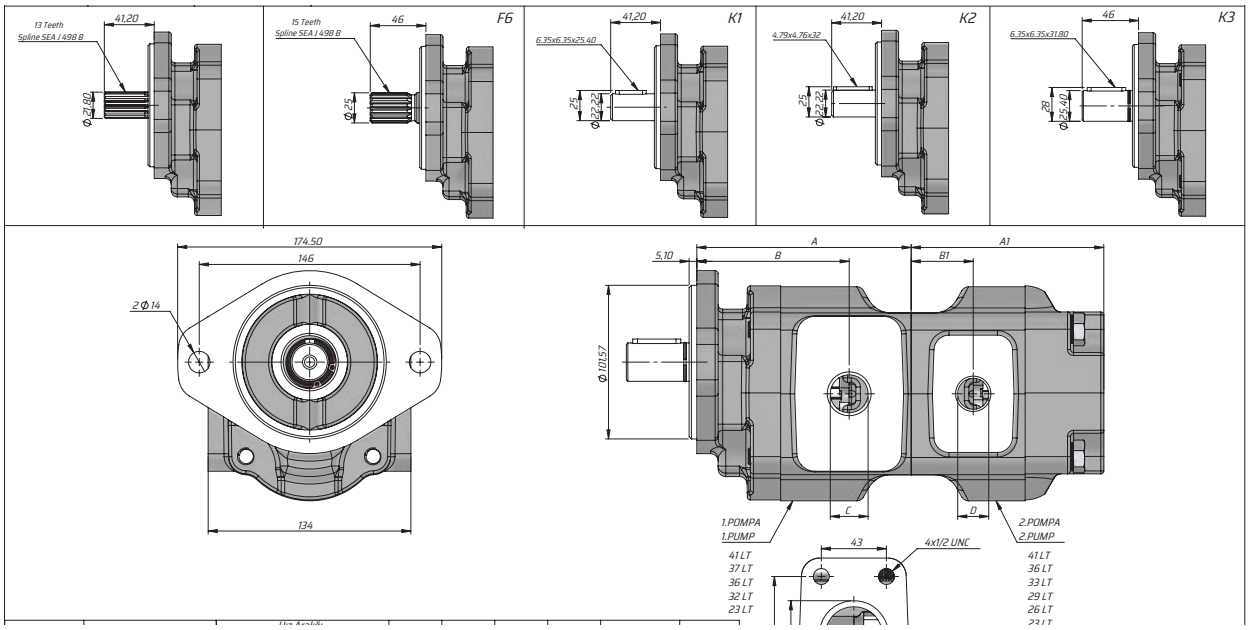

İletim Hacmi Displacement	Maks. Sürekli Basınç Max. Continuous Pressure	Hız Aralığı Speed Range (Dev/Dak) (Rev / Min)		A	B	A1	B1	Çıkış Outlet	Çıkış Outlet
(cm³/rev)	(BAR)	Min.	Max. Continuous	(mm)	(mm)	(mm)	(mm)	C	D
41	220	500	3500	147.5	106	-	-	1 1/16"	-
37	250			143	102	-	-	1 1/16"	-
36	275			142	101	-	-	1 1/16"	-
33				-	-	187	94	-	7/8"
32				127	86	-	-	1 1/16"	-
29				-	-	130.5	89.5	-	7/8"
26				-	-	127	86	-	7/8"
23				-	-	124	83	-	7/8"
15				-	-	-	-	-	-

KAZEL HYDRAULIC EQUIPMENTS

TECHNICAL DATA
TEKNİK DATALAR

AKSA GEAR PUMP
AKSA DİŞLİ POMPA

SAE A 31 LT AXLE FITTING-F5

SAE A 31 LT AKSA RAKORLU-F5



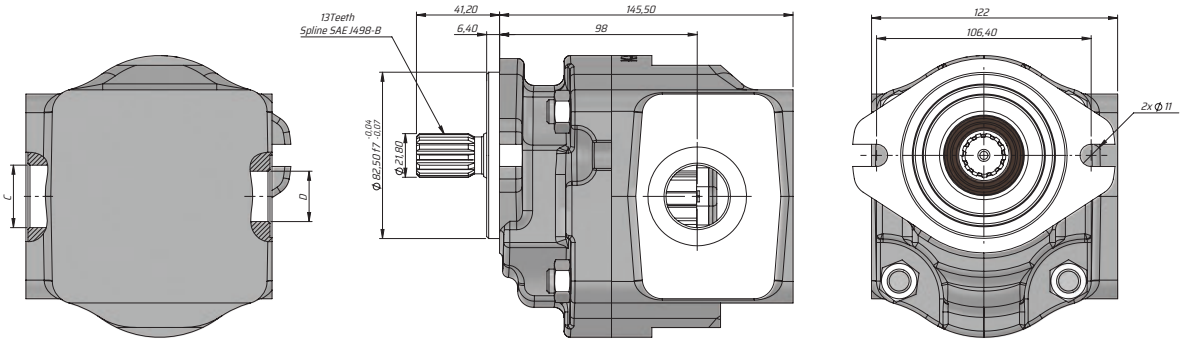

Kod Code		İletim Hacmi Displacement	Maks. Sürekli Basınç Max. Continuous Pressure	Hız Aralığı Speed Range (Dev/Dak) (Rev / Min)		Giriş Inlet	Çıkış Outlet
Sol/Left	Sağ/Right	(cm³/rev)	(BAR)	Min.	Max. Continuous	C	D
G16031AF511	G16031AF521	31	275	500	3500	G1 1/2"	G3/4"

SAE A 32 LT AKSA RAKORLU-F5



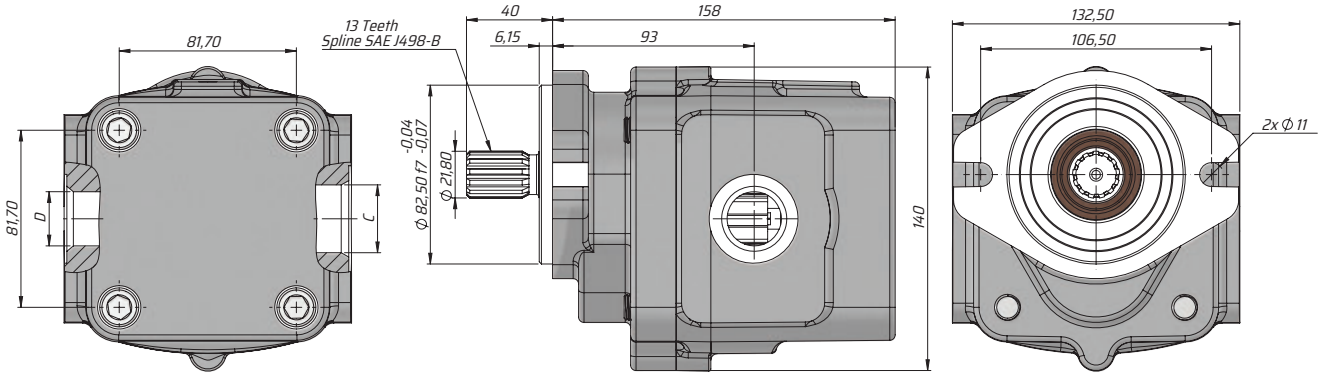

İletim Hacmi Displacement	**Maks. Sürekli Basınç** Max. Continuous Pressure	**Maks. Aralıklı Basınç** Max. Intermittent Pressure	**Maks. Anlık Basınç** Max. Peak Pressure	**Maks. Sürekli Hız** Max. Continuous Speed	**Maks. Aralıklı Basınç** Max. Intermittent Pressure	**Min. Hız** Min.Speed	**A**	**B**	**Giriş** Inlet	**Çıkış** Outlet
(cm^3 /rev)	(100%)(BAR)	(20 sec.max.)(BAR)	(6 sec.max.)(BAR)	(RPM)	(RPM)	(RPM)	(mm)	(mm)	C	D
32	265	270	290	1500	2500	300	93	158	G1 5/6"	G1 1/16"

KAZEL HYDRAULIC EQUIPMENTS

TECHNICAL DATA
TEKNİK DATALAR

AKSA GEAR PUMP
AKSA DİŞLİ POMPA

SAE A 44 LT AKSA (FITTING-F5)

SAE A 44 LT AKSA (RAKORLU-F5)



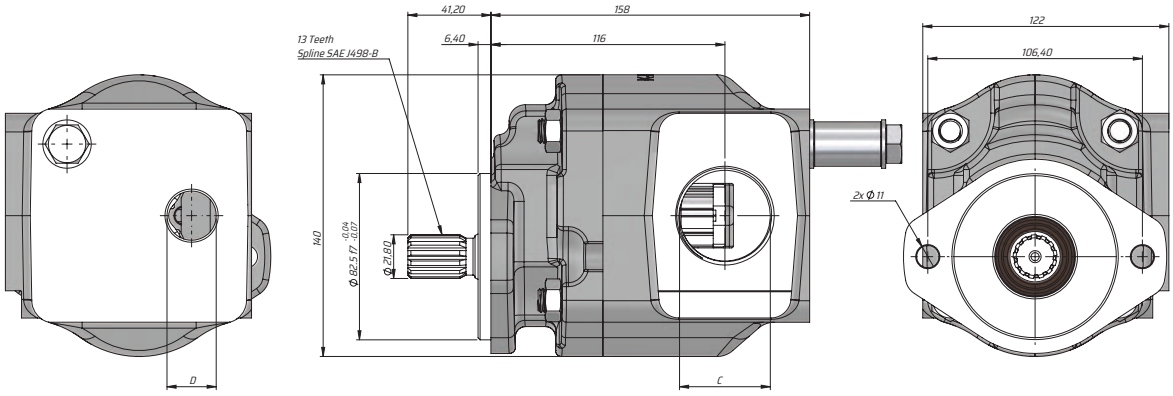

Kod Code		İletim Hacmi Displacement	Maks. Sürekli Basınç Max. Continuous Pressure	Hız Aralığı Speed Range (Dev/Dak) (Rev / Min)		Giriş Inlet	Çıkış Outlet
Sol/Left	Sağ/Right	(cm³/rev)	(BAR)	Min.	Max. Continuous	C	D
G16044AF511	G16044AF521	44	220	500	3000	G1 1/2"	G3/4"

NEVİ

G	19		B		
ÜRÜN TİPİ PRODUCT TYPE	**POMPA SERİSİ** PUMP SERIES	**LİTRE** LITER	**KAPAK TİPİ** COVER TYPE	**ŞAFT TİPİ** SHAFT TYPE	**DÖNÜŞ YÖNÜ** ROTATION

35	**35**cm³/rev
55	**55** cm³/rev

F5	**13 Teeth** SAE J498B
F6	**15 Teeth** SAE J498B

Bk. Sayfa See Page

B	**4 Delikli SAE B** 4 Holes SAE B

Bk. Sayfa See Page

1	**SOL** LEFT
2	**SAĞ** RIGHT

NEVİ

Sağ Dönüşlü Pompa
Clockwise Rotation Pump

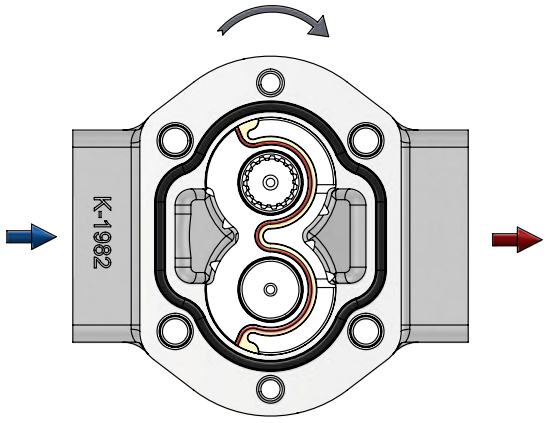

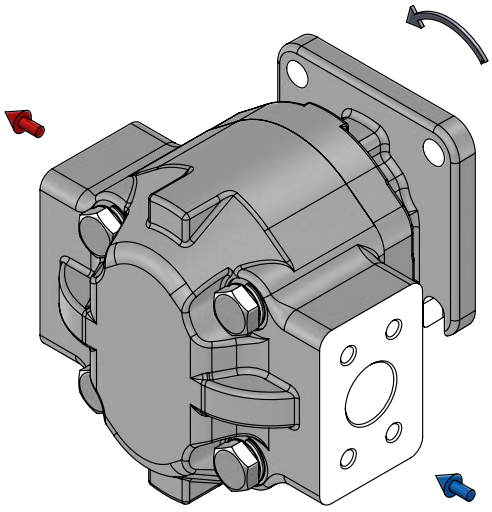

Sol Dönüşlü Pompa
Anticlockwise Rotation Pump

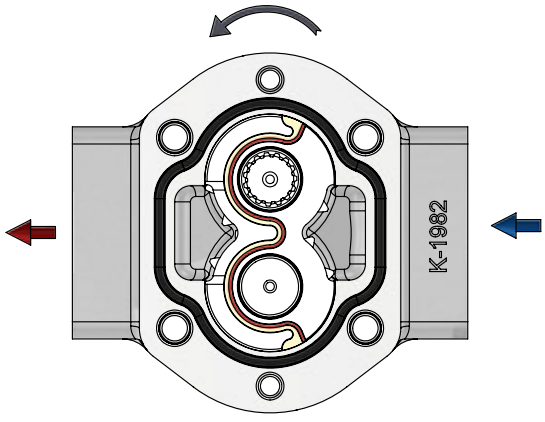

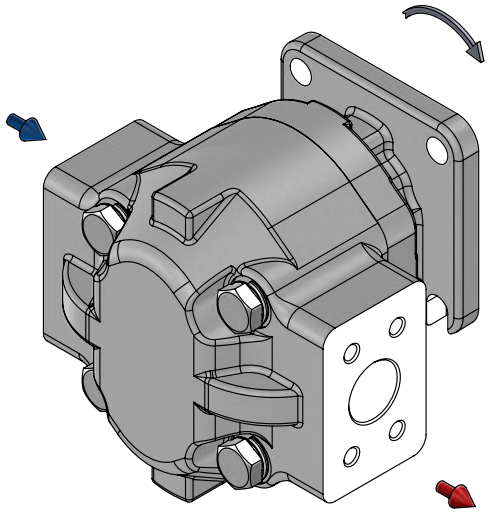

NEVİ

B

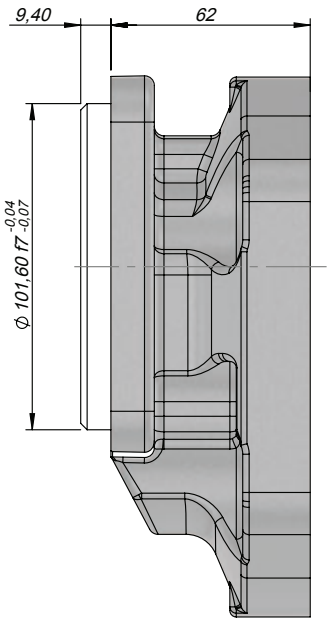

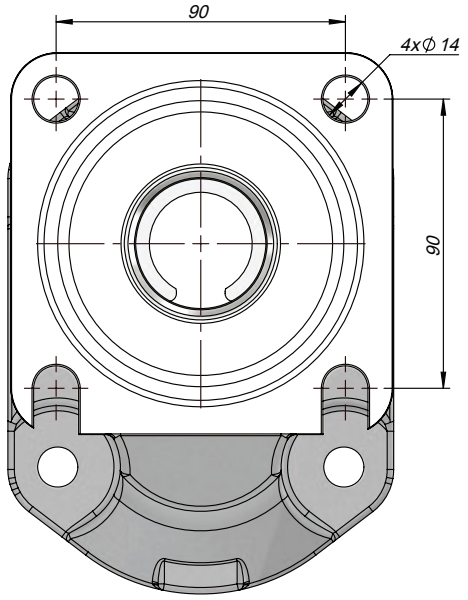

F5

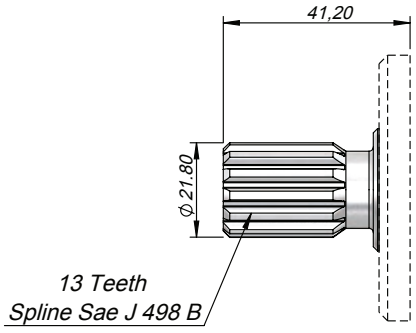

MAX 300 Nm

F6

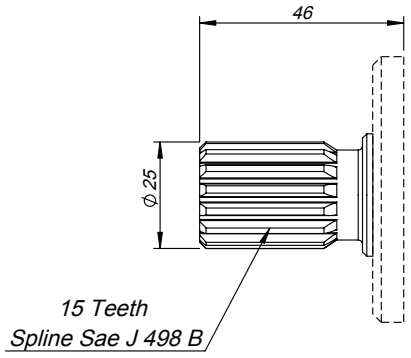

MAX 500 Nm

NEVİ

TEK YÖNLÜ DİŞLİ POMPA
SINGLE ROTATION GEAR PUMP

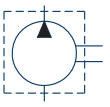

HİDROLİK SEMBOL
HYDRAULIC SYMBOL

Fluid	Mineral or synthetic compatible with the following seals: NBR, FKM, FPM, Nylon				
Kinematic viscosity suggested	Average ambient temp. (°C)	< -10	-10÷10	10÷35	> 35
	VG (cSt = mm²/s)	22	32	46	68
Optimale kinematic viscosity			VG= 10 cSt ÷ 100 cSt		
Max kinematic viscosity suggested at the start-up			VG= 750 cSt		
Viscosity index suggested VI > 100		Working temperature -15°C +100°C			
Oil filtering			> 200 bar: 10 µm < 200 bar: 25 µm		
Inlet pressure			-0,3 ÷ 2 bar		

NEVİ TANDEM

1.POMPA
1.PUMP

2.POMPA
2.PUMP

G	T	19	55	B			
ÜRÜN TİPİ PRODUCT TYPE	**TANDEM**	**POMPA SERİSİ** PUMP SERIES	**LİTRESİ** LİTER	**KAPAK TİPİ** COVER TYPE	**ŞAFT TİPİ** SHAFT TYPE	**DÖNÜŞ YÖNÜ** ROTATION	**LİTRESİ** LİTER

55	**55** cm³/rev

B	**4 Delikli SAE B** 4 Holes SAE B	

Bk. Sayfa
See Page

1	**SOL** LEFT	
2	**SAĞ** RIGHT	

35	**35** cm³/rev
55	**55** cm³/rev

F5	**13 Teeth** SAE J498B	
F6	**15 Teeth** SAE J498B	

Bk. Sayfa
See Page

TEK YÖNLÜ TANDEM DİŞLİ POMPA

SINGLE ROTATION TANDEM GEAR PUMP

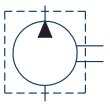

HİDROLİK SEMBOL
HYDRAULIC SYMBOL

Fluid	Mineral or synthetic compatible with the following seals: NBR, FKM, FPM, Nylon				
Kinematic viscosity suggested	Average ambient temp. (°C)	< -10	-10÷10	10÷35	> 35
	VG (cSt = mm²/s)	22	32	46	68
Optimale kinematic viscosity			VG= 10 cSt ÷ 100 cSt		
Max kinematic viscosity suggested at the start-up			VG= 750 cSt		
Viscosity index suggested VI > 100		Working temperature -15°C +100°C			
Oil filtering			> 200 bar: 10 µm < 200 bar: 25 µm		
Inlet pressure			-0,3 ÷ 2 bar		

NEVİ KVO (ADAPTÖR-F5)



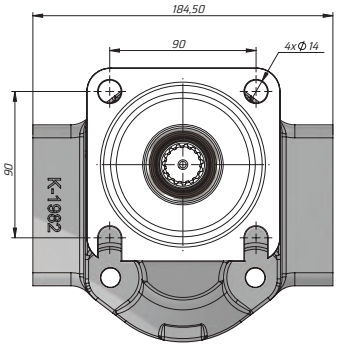

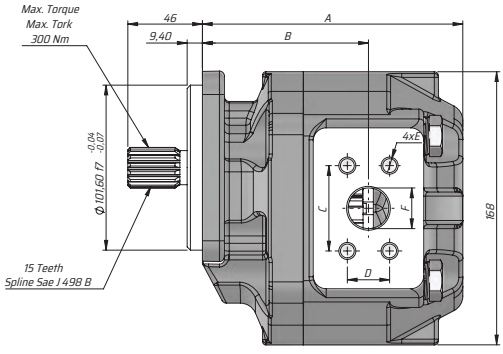

Kod Code		İletim Hacmi Displacement	Maks. Sürekli Basınç Max. Continuous Pressure	Maks. Aralıklı Basınç Max.Intermittent pressure	Maks. Anlık Basınç Max. Peak Pressure	Maks. Sürekli Hız Max. Continuous speed	Maks.Aralıklı Hız Max.Intermittent speed	Min. Hız Min.speed	A	B
Sol/Left	Sağ/Right	(cm³/rev)	(100%)(BAR)	(20 sec.max)(BAR)	(6 sec.max)(BAR)	(RPM)	(RPM)	(RPM)	(mm)	(mm)
G1935B4F6112	G1935B4F6122	35	240	255	270	2500	3500	300	150	93.50
G1955B4F6112	G1955B4F6122	55	230	245	260				160	102

Giriş / Inlet				Çıkış / Outlet			
C	D	E	F	C	D	E	F
52.50	26	M10	25	47.60	22	M10	19
59	30	M10	32	52.50	26	M10	25

KAZEL HYDRAULIC EQUIPMENTS

TECHNICAL DATA
TEKNİK DATALAR

NEVİ GEAR PUMP
NEVİ DİŞLİ POMPA

NEVI KVO TANDEM (ADAPTER-F5)

NEVİ KVO TANDEM (ADAPTÖR-F5)



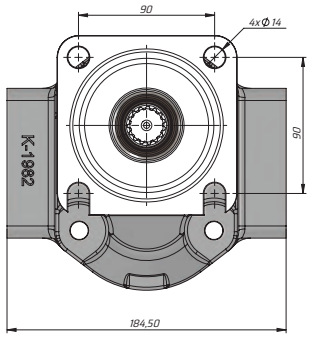

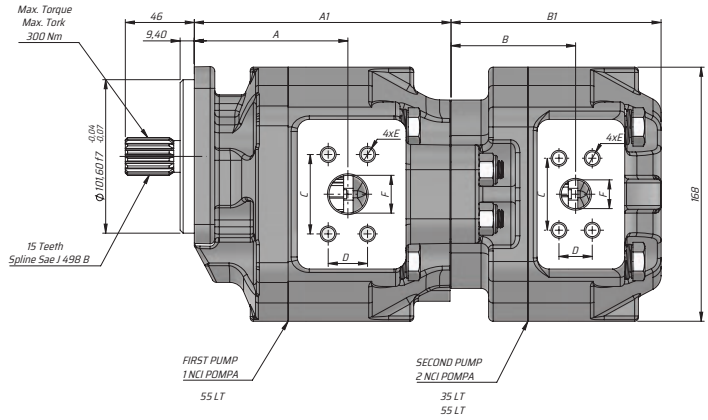

Giriş Inlet	C	D	E	F
	(cm³/rev)			
55 LT 1.Pompa First Pump	70	36	M12	38
55 LT 2.Pompa Second Pump	59	30	M10	32
35 LT 2.Pompa Second Pump	52,50	26		25
Çıkış Outlet	C	D	E	F

İletim Hacmi Displacement	Maks. Sürekli Basınç Max. Continuous Pressure	Maks. Aralıklı Basınç Max.Intermittent pressure	Maks. Anlık Basınç Max. Peak Pressure	Maks. Sürekli Hız Max. Continuous speed	Maks.Aralıklı Hız Max.Intermittent speed	Min. Hız Min.speed	A	A1	B	B1
(cm³/rev)	(100%)(BAR)	(20 sec.max)(BAR)	(6 sec.max)(BAR)	(RPM)	(RPM)	(RPM)	(mm)	(mm)	(mm)	(mm)
35	240	255	270	2500	3500	300	-	-	82.5	139
55	230	245	260				101.5	169	91	149

AKVA TANDEM

1.POMPA 1.PUMP | **2.POMPA** 2.PUMP | **3.POMPA** 3.PUMP

G	T	22						
ÜRÜN TİPİ PRODUCT TYPE	**TANDEM**	**POMPA SERİSİ** PUMP SERIES	**LİTRE** LITER	**KAPAK TİPİ** COVER TYPE	**ŞAFT TİPİ** SHAFT TYPE	**DÖNÜŞ YÖNÜ** ROTATION	**LİTRE** LITER	**LİTRE** LITER

55	**55** cm³/rev
58	**58** cm³/rev
70	**70** cm³/rev
85	**85** cm³/rev
100	**100** cm³/rev

1	**SOL** LEFT	
2	**SAĞ** RIGHT	

F10	**14 Teeth** SAE J498-B	
F6	**15 Teeth** SAE J498-B	
K13	**8x8x45 Kamalı Key** Keyed Shaft	

Bk. Sayfa See Page

38	**38** cm³/rev
55	**55** cm³/rev
58	**58** cm³/rev
70	**70** cm³/rev
85	**85** cm³/rev
100	**100** cm³/rev

B2	**2 Delikli SAE B** 2 Holes SAE B	
B4	**4 Delikli SAE B** 4 Holes SAE B	
C4	**4 Delikli SAE C** 4 Holes SAE C	
C	**2+4 Delikli SAE C** 2+4 Holes SAE C	

Bk. Sayfa See Page

55	**55** cm³/rev
58	**58** cm³/rev
70	**70** cm³/rev
85	**85** cm³/rev
100	**100** cm³/rev

AKVA TANDEM

Sağ Dönüşlü Pompa
Clockwise Rotation Pump

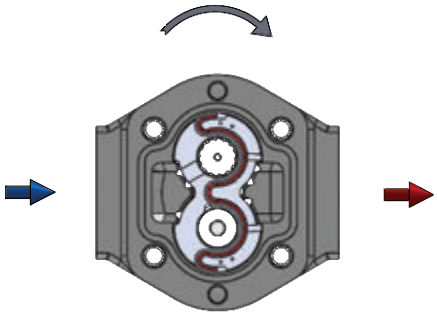

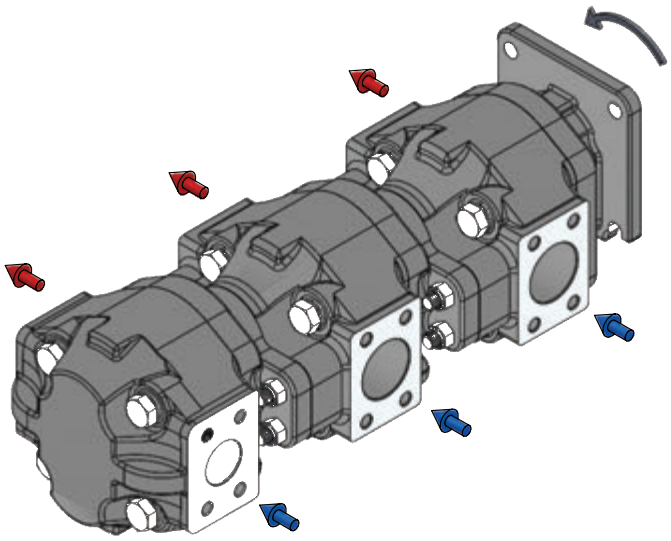

Sol Dönüşlü Pompa
Anticlockwise Rotation Pump

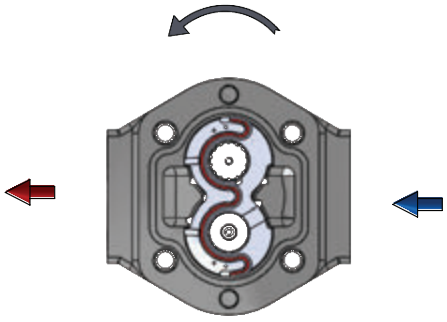

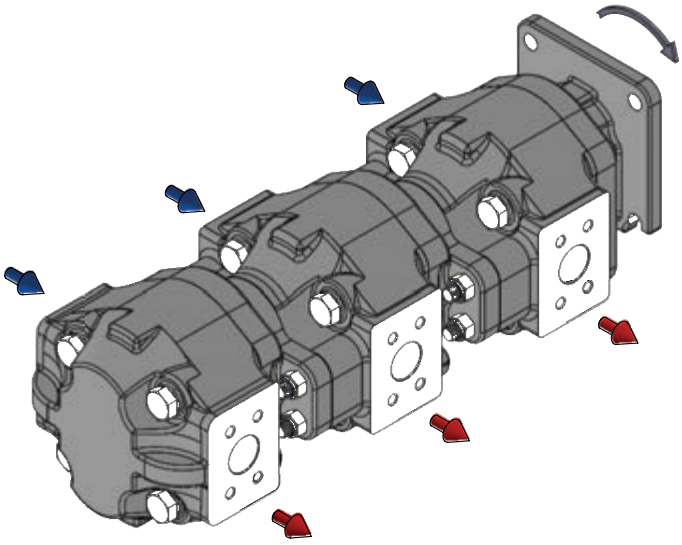

AKVA TANDEM

B2

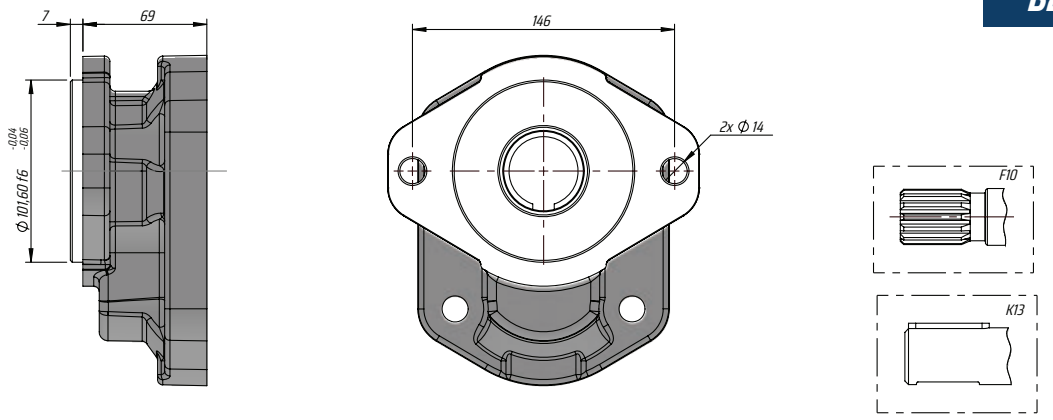

B4

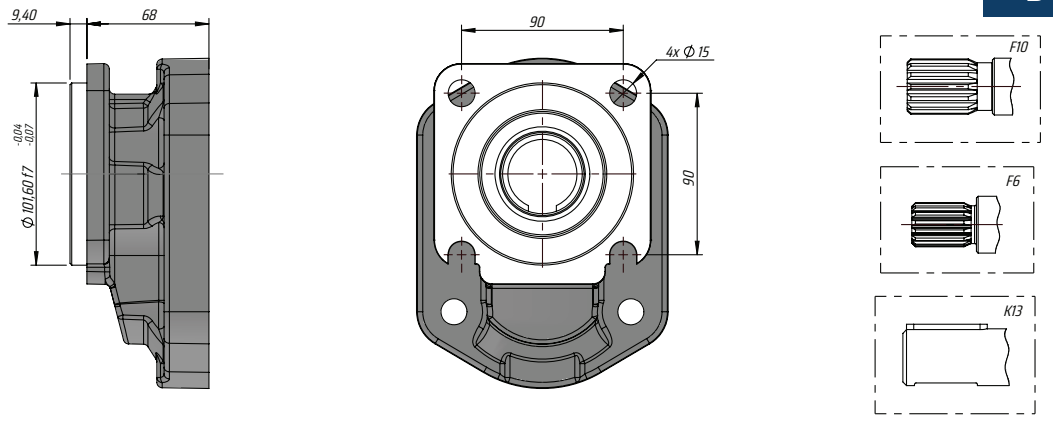

C

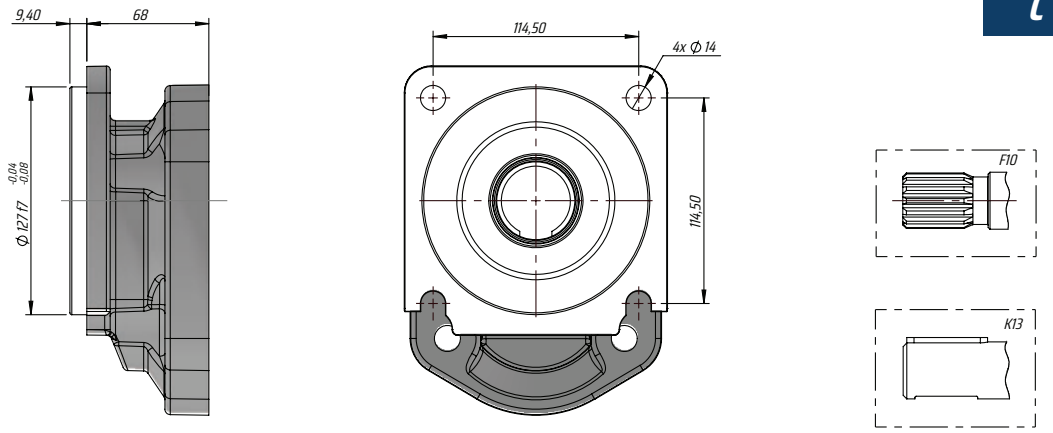

KAZEL HYDRAULIC EQUIPMENTS

FRONT COVERS
ÖN KAPAKLAR

AKVA GEAR PUMP
AKVA DİŞLİ POMPA

AKVA TANDEM

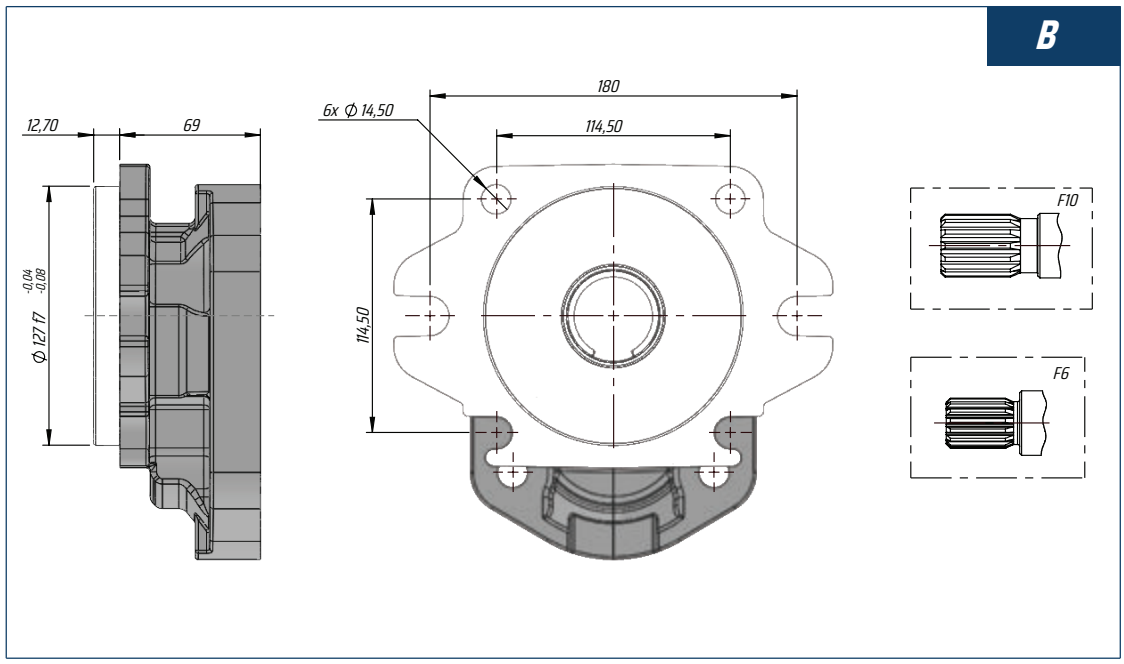

AKVA TANDEM

F10

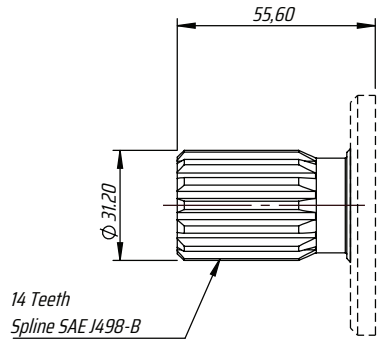

MAX 500 Nm

F6

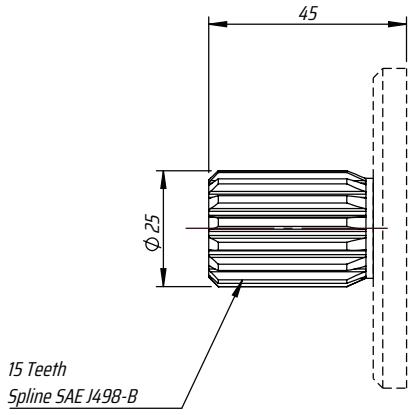

MAX 500 Nm

K13

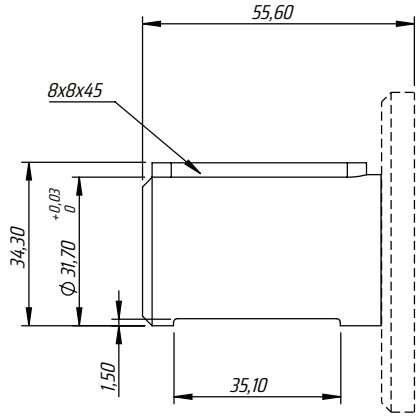

MAX 600 Nm

TEK YÖNLÜ TANDEM DİŞLİ POMPA

SINGLE ROTATION TANDEM GEAR PUMP

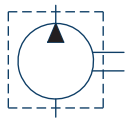

HİDROLİK SEMBOL
HYDRAULIC SYMBOL

Fluid	Mineral or synthetic compatible with the following seals: NBR, FKM, FPM, Nylon				
Kinematic viscosity suggested	Average ambient temp. (°C)	< -10	-10÷10	10÷35	> 35
	VG (cSt = mm²/s)	22	32	46	68
Optimale kinematic viscosity			VG= 10 cSt ÷ 100 cSt		
Max kinematic viscosity suggested at the start-up			VG= 750 cSt		
Viscosity index suggested VI > 100		Working temperature -15°C +100°C			
Oil filtering			> 200 bar: 10 µm < 200 bar: 25 µm		
Inlet pressure			-0,3 ÷ 2 bar		

AKVA

G	22		B		
ÜRÜN TİPİ PRODUCT TYPE	**POMPA SERİSİ** PUMP SERIES	**LİTRE** LİTER	**KAPAK TİPİ** COVER TYPE	**ŞAFT TİPİ** SHAFT TYPE	**DÖNÜŞ YÖNÜ** ROTATION

38	38 cm³/rev
55	55 cm³/rev
58	58 cm³/rev
70	70 cm³/rev
85	85 cm³/rev
100	100 cm³/rev

1	**SOL** LEFT
2	**SAĞ** RIGHT

F10	**14 Teeth** SAE J498-B
F6	**15 Teeth** SAE J498-B
K13	**8x8x45 Kamalı Key** Keyed Shaft

B2	**2 Delikli SAE B** 2 Holes SAE B
B4	**4 Delikli SAE B** 4 Holes SAE B
C4	**4 Delikli SAE C** 4 Holes SAE C
C	**2+4 Delikli SAE C** 2+4 Holes SAE C

Bk. Sayfa
See Page

AKVA

TEK YÖNLÜ DİŞLİ POMPA
SINGLE ROTATION GEAR PUMP

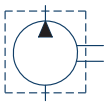

HİDROLİK SEMBOL
HYDRAULIC SYMBOL

Fluid	Mineral or synthetic compatible with the following seals: NBR, FKM, FPM, Nylon				
Kinematic viscosity suggested	Average ambient temp. (°C)	< -10	-10÷10	10÷35	> 35
	VG (cSt = mm²/s)	22	32	46	68
Optimale kinematic viscosity			VG= 10 cSt ÷ 100 cSt		
Max kinematic viscosity suggested at the start-up			VG= 750 cSt		
Viscosity index suggested VI > 100		Working temperature -15°C +100°C			
Oil filtering			> 200 bar: 10 µm < 200 bar: 25 µm		
Inlet pressure			-0,3 ÷ 2 bar		

AKVA

Sağ Dönüşlü Pompa
Clockwise Rotation Pump

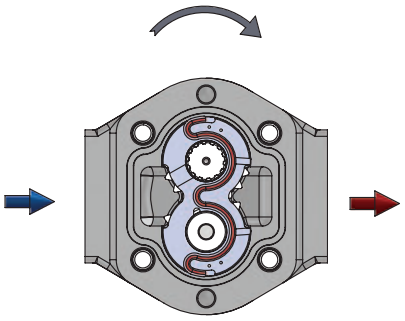

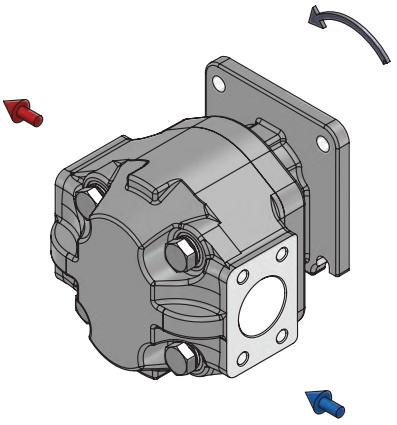

Sol Dönüşlü Pompa
Anticlockwise Rotation Pump

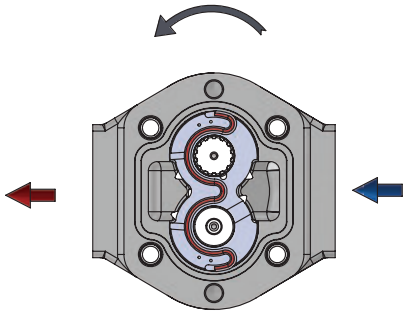

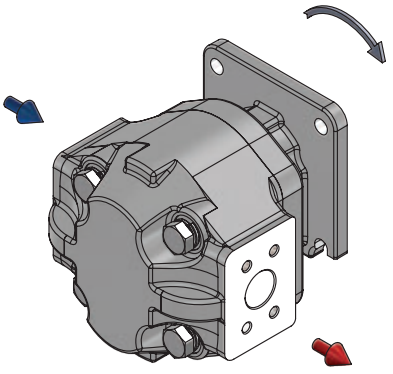

KAZEL HYDRAULIC EQUIPMENTS

FRONT COVERS
ÖN KAPAKLAR

AKVA GEAR PUMP
AKVA DİŞLİ POMPA

AKVA

B2

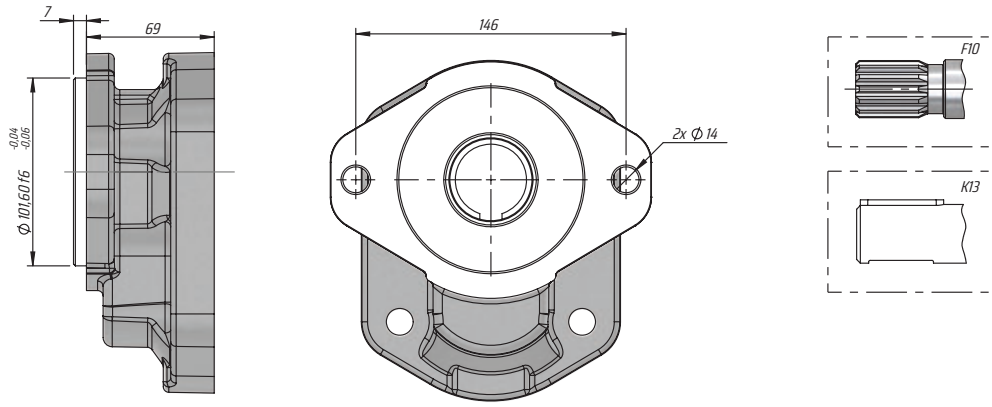

B4

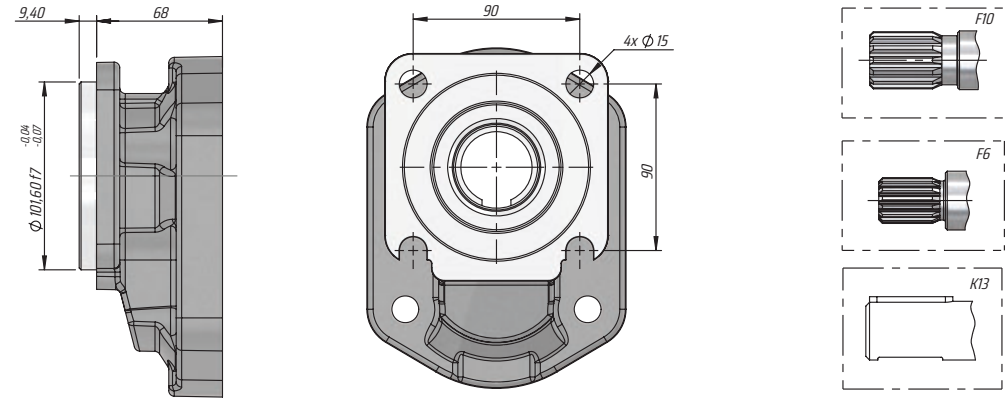

C4

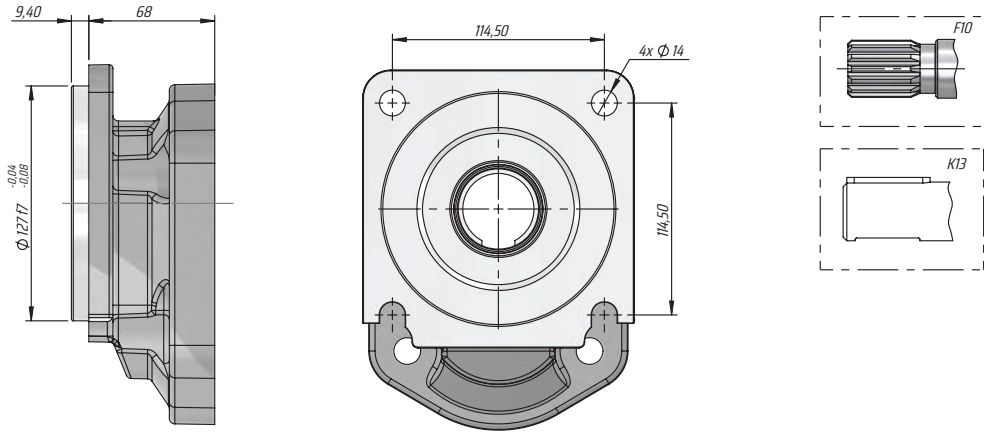

AKVA

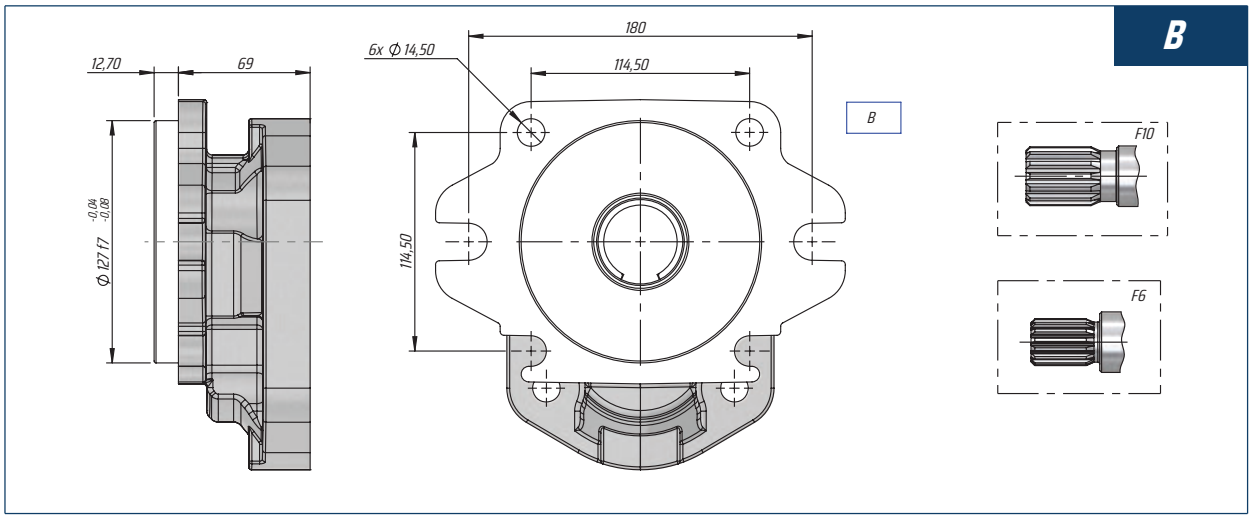

KAZEL HYDRAULIC EQUIPMENTS

SHAFT TYPES
ŞAFT TİPLERİ

AKVA GEAR PUMP
AKVA DİŞLİ POMPA

AKVA

F10

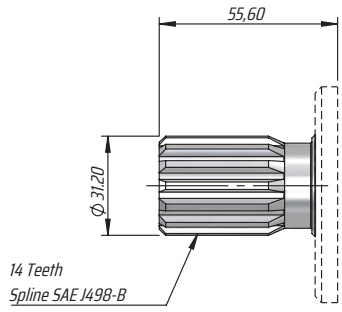

MAX 500 Nm

F6

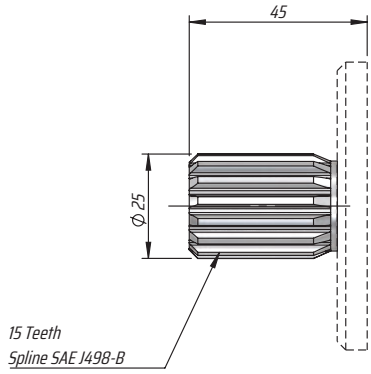

MAX 500 Nm

K13

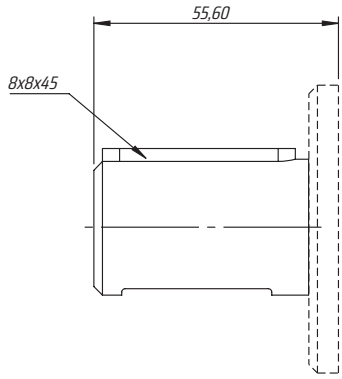

MAX 600 Nm

AKVA SEA B2 (ADAPTÖRLÜ-F10)

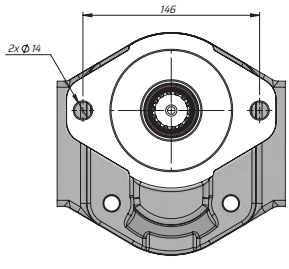

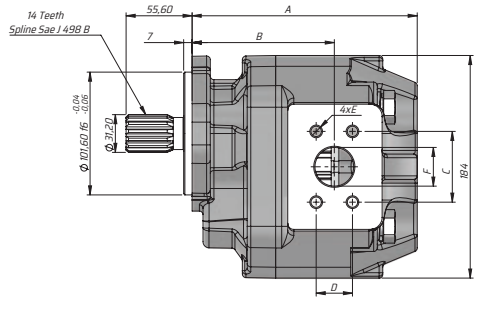

İletim Hacmi Displacement	**Giriş** Inlet				**Çıkış** Outlet			
(cm³/rev)	C	D	E	F	C	D	E	F
38	52.5	26	M10	25.4	47.6	22	M10	19
55	70	36	M12	38	58.5	30		32
58								
70								
85								
100	78	43		51				

Kod Code		**İletim Hacmi** Displacement	**Maks. Sürekli Basınç** Max. Continuous Pressure	**Maks. Aralıklı Basınç** Max.Intermittent pressure	**Maks. Anlık Basınç** Max. Peak Pressure	**Maks. Sürekli Hız** Max. Continuous speed	**Maks.Aralıklı Hız** Max. Intermittent speed	**Min. Hız** Min.speed	**A**	**B**
Sol/Left	Sağ/Right	(cm³/rev)	(100%)(BAR)	(20 sec.max)(BAR)	(6 sec.max)(BAR)	(RPM)	(RPM)	(RPM)	(mm)	(mm)
G22038B2F1012	G22038B2F1022	38	250	270	280	1500	2500	300	169	102
G22055B2F1012	G22055B2F1022	55								
G22058B2F1012	G22058B2F1022	58								
G22070B2F1012	G22070B2F1022	70								
G22085B2F1012	G22085B2F1022	85							180	111.5
G22100B2F1012	G22100B2F1022	100	230	250	270				186	117.5

KAZEL HYDRAULIC EQUIPMENTS

TECHNICAL DATA
TEKNİK DATALAR

AKVA GEAR PUMP
AKVA DİŞLİ POMPA

AKVA SEA B2 (WITH ADAPTER-K13)

AKVA SEA B2 (ADAPTÖRLÜ-K13)

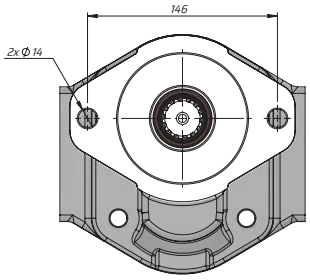

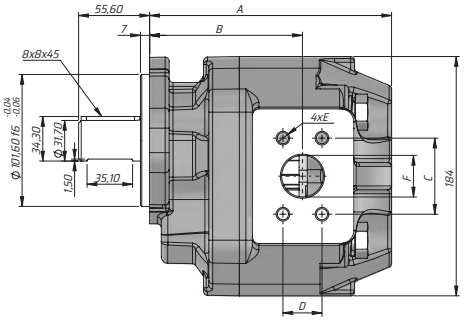

Kod Code		İletim Hacmi Displacement	Maks. Sürekli Basınç Max. Continuous Pressure	Maks. Aralıklı Basınç Max.Intermittent pressure	Maks. Anlık Basınç Max. Peak Pressure	Maks. Sürekli Hız Max. Continuous speed	Maks.Aralıklı Hız Max. Intermittent speed	Min. Hız Min.speed	A	B
Sol/Left	Sağ/Right	(cm³/rev)	(100%)(BAR)	(20 sec.max)(BAR)	(6 sec.max)(BAR)	(RPM)	(RPM)	(RPM)	(mm)	(mm)
G22038B2K1312	G22038B2K1322	38	250	270	280	1500	2500	300	169	102
G22055B2K1312	G22055B2K1322	55								
G22058B2K1312	G22058B2K1322	58								
G22070B2K1312	G22070B2K1322	70								
G22085B2K1312	G22085B2K1322	85							180	111.5
G22100B2K1312	G22100B2K1322	100	230	250	270				186	117.5

İletim Hacmi Displacement	Giriş Inlet				Çıkış Outlet			
(cm³/rev)	C	D	E	F	C	D	E	F
38	52.5	26	M10	25.4	47.6	22	M10	19
55	70	36	M12	38	58.5	30		32
58								
70								
85								
100	78	43		51				

AKVA SEA B4 (ADAPTÖRLÜ-F6)

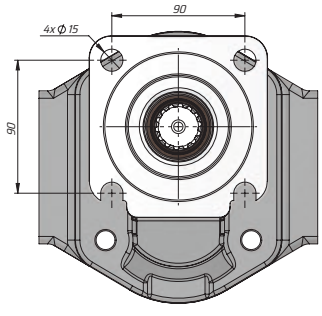

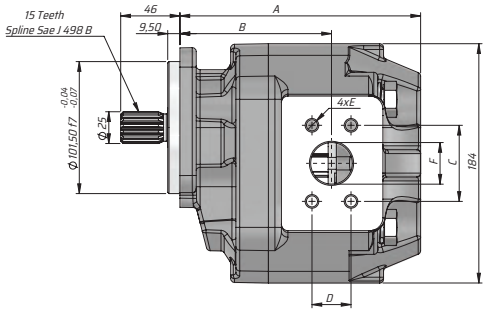

Kod Code		İletim Hacmi Displacement	Maks. Sürekli Basınç Max. Continuous Pressure	Maks. Aralıklı Basınç Max.Intermittent pressure	Maks. Anlık Basınç Max. Peak Pressure	Maks. Sürekli Hız Max. Continuous speed	Maks.Aralıklı Hız Max. Intermittent speed	Min. Hız Min.speed	A	B
Sol/Left	Sağ/Right	(cm³/rev)	(100%)(BAR)	(20 sec.max)(BAR)	(6 sec.max)(BAR)	(RPM)	(RPM)	(RPM)	(mm)	(mm)
G22038B4F612	G22038B4F622	38	250	270	280	1500	2500	300	168	101
G22055B4F612	G22055B4F622	55								
G22058B4F612	G22058B4F622	58								
G22070B4F612	G22070B4F622	70								
G22085B4F612	G22085B4F622	85							179	110.5
G22100B4F612	G22100B4F622	100	230	250	270				185	116.5

İletim Hacmi Displacement	Giriş Inlet				Çıkış Outlet			
(cm³/rev)	C	D	E	F	C	D	E	F
38	52.5	26	M10	25.4	47.6	22	M10	19
55	70	36	M12	38	58.5	30		32
58								
70								
85								
100	78	43		51				

KAZEL HYDRAULIC EQUIPMENTS

TECHNICAL DATA
TEKNİK DATALAR

AKVA GEAR PUMP
AKVA DİŞLİ POMPA

AKVA SEA C (WITH ADAPTER-F10)

AKVA SEA C (ADAPTÖRLÜ-F10)

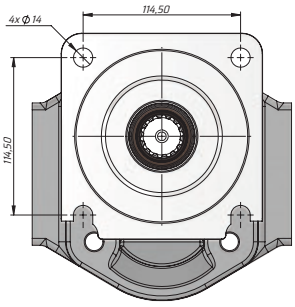

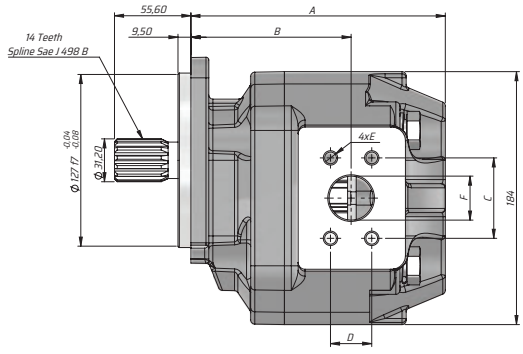

Kod Code		İletim Hacmi Displacement	Maks. Sürekli Basınç Max. Continuous Pressure	Maks. Aralıklı Basınç Max.Intermittent pressure	Maks. Anlık Basınç Max. Peak Pressure	Maks. Sürekli Hız Max. Continuous speed	Maks.Aralıklı Hız Max. Intermittent speed	Min. Hız Min.speed	A	B
Sol/Left	Sağ/Right	(cm³/rev)	(100%)(BAR)	(20 sec.max)(BAR)	(6 sec.max)(BAR)	(RPM)	(RPM)	(RPM)	(mm)	(mm)
G22038C4F1012	G22038C4F1022	38	250	270	280	1500	2500	300	168	101
G22055C4F1012	G22055C4F1022	55								
G22058C4F1012	G22058C4F1022	58								
G22070C4F1012	G22070C4F1022	70								
G22085C4F1012	G22085C4F1022	85							179	110.5
G22100C4F1012	G22100C4F1022	100	230	250	270				185	116.5

İletim Hacmi Displacement	Giriş Inlet				Çıkış Outlet			
(cm³/rev)	C	D	E	F	C	D	E	F
38	52.5	26	M10	25.4	47.6	22	M10	19
55	70	36	M12	38	58.5	30		32
58								
70								
85								
100	78	43		51				

AKVA SEA B4 (ADAPTÖRLÜ-F10)

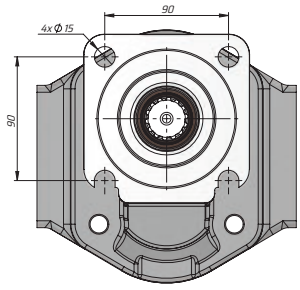

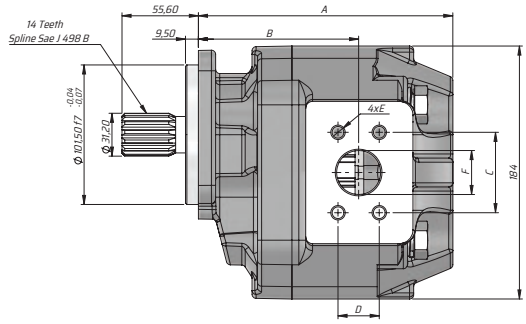

Kod Code		İletim Hacmi Displacement	Maks. Sürekli Basınç Max. Continuous Pressure	Maks. Aralıklı Basınç Max.Intermittent pressure	Maks. Anlık Basınç Max. Peak Pressure	Maks. Sürekli Hız Max. Continuous speed	Maks.Aralıklı Hız Max. Intermittent speed	Min. Hız Min.speed	A	B
Sol/Left	Sağ/Right	(cm³/rev)	(100%)(BAR)	(20 sec.max)(BAR)	(6 sec.max)(BAR)	(RPM)	(RPM)	(RPM)	(mm)	(mm)
G22038B4F1012	G22038B4F1022	38	250	270	280	1500	2500	300	168	101
G22055B4F1012	G22055B4F1022	55								
G22058B4F1012	G22058B4F1022	58								
G22070B4F1012	G22070B4F1022	70								
G22085B4F1012	G22085B4F1022	85							179	110.5
G22100B4F1012	G22100B4F1022	100	230	250	270				185	116.5

İletim Hacmi Displacement	Giriş Inlet				Çıkış Outlet			
(cm³/rev)	C	D	E	F	C	D	E	F
38	52.5	26	M10	25.4	47.6	22	M10	19
55	70	36	M12	38	58.5	30		32
58								
70								
85								
100	78	43		51				

KAZEL HYDRAULIC EQUIPMENTS

TECHNICAL DATA
TEKNİK DATALAR

AKVA GEAR PUMP
AKVA DİŞLİ POMPA

AKVA SEA B4 (WITH ADAPTER-F6)

AKVA SEA B4 (ADAPTÖRLÜ-F6)



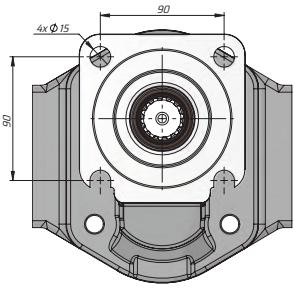

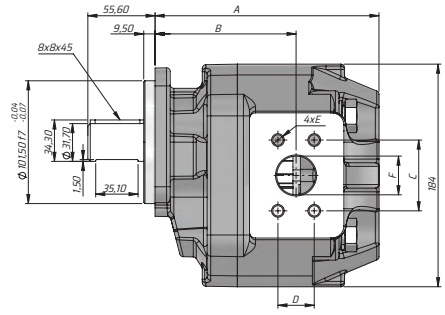

Kod Code		İletim Hacmi Displacement	Maks. Sürekli Basınç Max. Continuous Pressure	Maks. Aralıklı Basınç Max.Intermittent pressure	Maks. Anlık Basınç Max. Peak Pressure	Maks. Sürekli Hız Max. Continuous speed	Maks.Aralıklı Hız Max. Intermittent speed	Min. Hız Min.speed	A	B
Sol/Left	Sağ/Right	(cm³/rev)	(100%)(BAR)	(20 sec.max)(BAR)	(6 sec.max)(BAR)	(RPM)	(RPM)	(RPM)	(mm)	(mm)
G22038B4F612	G22038B4F622	38	250	270	280	1500	2500	300	168	101
G22055B4F612	G22055B4F622	55								
G22058B4F612	G22058B4F622	58								
G22070B4F612	G22070B4F622	70								
G22085B4F612	G22085B4F622	85							179	110.5
G22100B4F612	G22100B4F622	100	230	250	270				185	116.5

İletim Hacmi Displacement	Giriş Inlet				Çıkış Outlet			
(cm³/rev)	C	D	E	F	C	D	E	F
38	52.5	26	M10	25.4	47.6	22	M10	19
55	70	36	M12	38	58.5	30		32
58								
70								
85								
100	78	43		51				

AKVA SEA C (ADAPTÖRLÜ-K13)



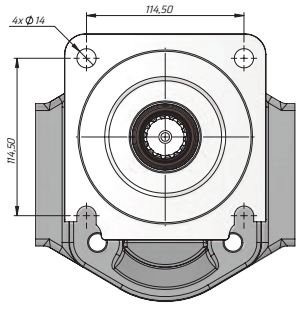

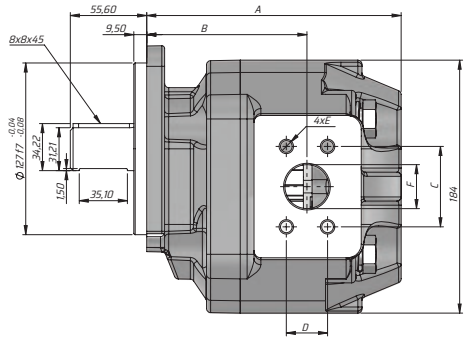

Kod Code		İletim Hacmi Displacement	Maks. Sürekli Basınç Max. Continuous Pressure	Maks. Aralıklı Basınç Max.Intermittent pressure	Maks. Anlık Basınç Max. Peak Pressure	Maks. Sürekli Hız Max. Continuous speed	Maks.Aralıklı Hız Max. Intermittent speed	Min. Hız Min.speed	A	B
Sol/Left	Sağ/Right	(cm³/rev)	(100%)(BAR)	(20 sec.max)(BAR)	(6 sec.max)(BAR)	(RPM)	(RPM)	(RPM)	(mm)	(mm)
G22038C4K1312	G22038C4K1322	38	250	270	280	1500	2500	300	168	101
G22055C4K1312	G22055C4K1322	55								
G22058C4K1312	G22058C4K1322	58								
G22070C4K1312	G22070C4K1322	70								
G22085C4K1312	G22085C4K1322	85							179	110.5
G22100C4K1312	G22100C4K1322	100	230	250	270				185	116.5

İletim Hacmi Displacement	Giriş Inlet				Çıkış Outlet			
(cm³/rev)	C	D	E	F	C	D	E	F
38	52.5	26	M10	25.4	47.6	22	M10	19
55	70	36	M12	38	58.5	30		32
58								
70								
85								
100	78	43		51				

KAZEL HYDRAULIC EQUIPMENTS

TECHNICAL DATA
TEKNİK DATALAR

AKVA GEAR PUMP
AKVA DİŞLİ POMPA

AKVA SEA C 2+4 (WITH ADAPTER-F6)

AKVA SEA C 2+4 (ADAPTÖRLÜ-F6)



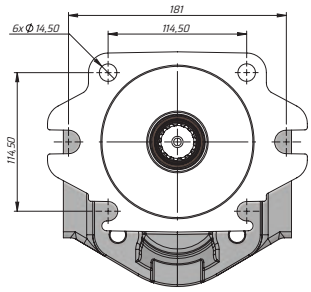

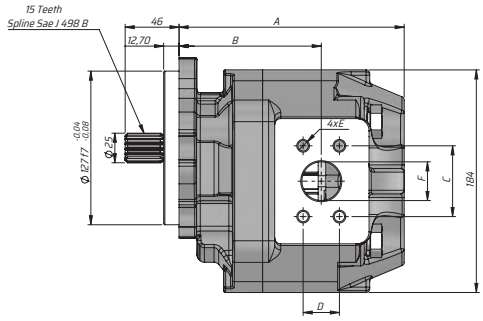

Kod Code		İletim Hacmi Displacement	Maks. Sürekli Basınç Max. Continuous Pressure	Maks. Aralıklı Basınç Max.Intermittent pressure	Maks. Anlık Basınç Max. Peak Pressure	Maks. Sürekli Hız Max. Continuous speed	Maks.Aralıklı Hız Max. Intermittent speed	Min. Hız Min.speed	A	B
Sol/Left	Sağ/Right	(cm³/rev)	(100%)(BAR)	(20 sec.max)(BAR)	(6 sec.max)(BAR)	(RPM)	(RPM)	(RPM)	(mm)	(mm)
G22038CF612	G22038CF622	38	250	270	280	1500	2500	300	168	101
G22055CF612	G22055CF622	55								
G22058CF612	G22058CF622	58								
G22070CF612	G22070CF622	70								
G22085CF612	G22085CF622	85							179	110.5
G22100CF612	G22100CF622	100	230	250	270				185	116.5

İletim Hacmi Displacement	Giriş Inlet				Çıkış Outlet			
(cm³/rev)	C	D	E	F	C	D	E	F
38	52.5	26	M10	25.4	47.6	22	M10	19
55	70	36	M12	38	58.5	30		32
58								
70								
85								
100	78	43		51				

AKVA SEA C 2+4 (ADAPTÖRLÜ-F10)

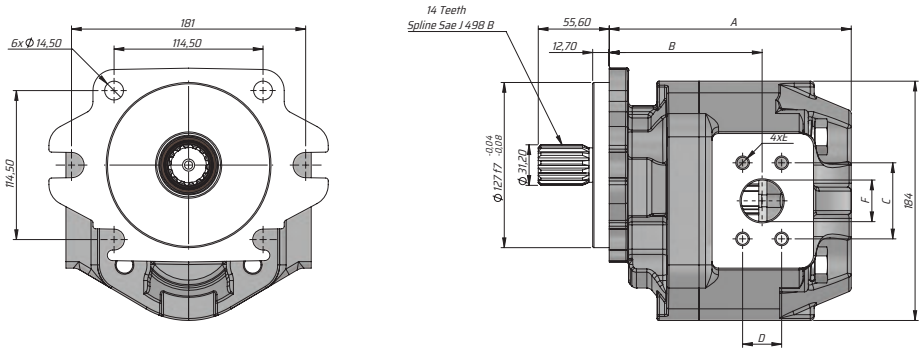

Kod Code		İletim Hacmi Displacement	Maks. Sürekli Basınç Max. Continuous Pressure	Maks. Aralıklı Basınç Max.Intermittent pressure	Maks. Anlık Basınç Max. Peak Pressure	Maks. Sürekli Hız Max. Continuous speed	Maks.Aralıklı Hız Max. Intermittent speed	Min. Hız Min.speed	A	B
Sol/Left	Sağ/Right	(cm³/rev)	(100%)(BAR)	(20 sec.max)(BAR)	(6 sec.max)(BAR)	(RPM)	(RPM)	(RPM)	(mm)	(mm)
G22038CF1012	G22038CF1022	38	250	270	280	1500	2500	300	168	101
G22055CF1012	G22055CF1022	55								
G22058CF1012	G22058CF1022	58								
G22070CF1012	G22070CF1022	70								
G22085CF1012	G22085CF1022	85							179	110.5
G22100CF1012	G22100CF1022	100	230	250	270				185	116.5

İletim Hacmi Displacement	Giriş Inlet				Çıkış Outlet			
(cm³/rev)	C	D	E	F	C	D	E	F
38	52.5	26	M10	25.4	47.6	22	M10	19
55	70	36	M12	38	58.5	30		32
58								
70								
85								
100	78	43		51				

KAZEL HYDRAULIC EQUIPMENTS

TECHNICAL DATA
TEKNİK DATALAR

AKVA GEAR PUMP
AKVA DİŞLİ POMPA

AKVA SEA C 2+4 TANDEM (WITH ADAPTER-LEFT-F10-F6)

AKVA SEA C 2+4 TANDEM (ADAPTÖRLÜ-F10-F6)

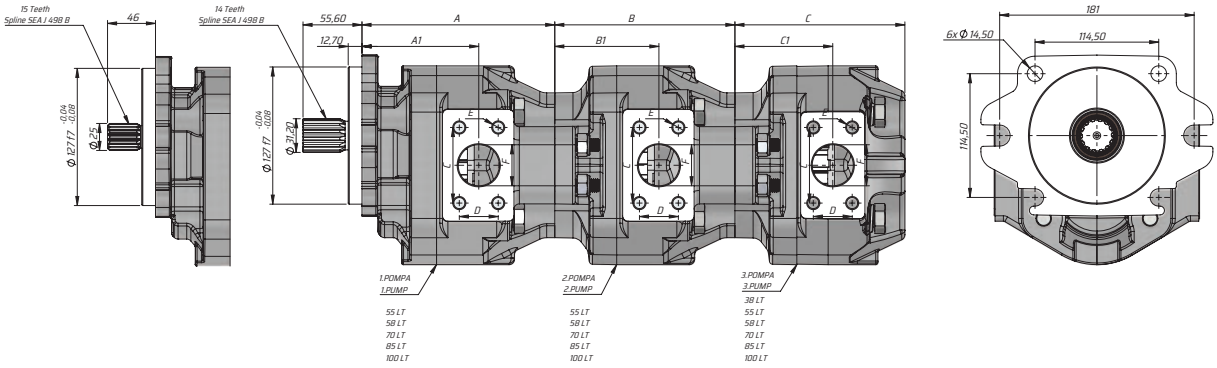

İletim Hacmi Displacement	**Maks. Sürekli Basınç** Max. Continuous Pressure	**Maks. Aralıklı Basınç** Max.Intermittent pressure	**Maks. Anlık Basınç** Max. Peak Pressure	**Maks. Sürekli Hız** Max. Continuous speed	**Maks.Aralıklı Hız** Max. Intermittent speed	**Min. Hız** Min.speed	**A**	**A1**	**B**	**B1**	**C**	**C1**
(cm³/rev)	(100%)(BAR)	(20 sec.max)(BAR)	(6 sec.max)(BAR)	(RPM)	(RPM)	(RPM)	(mm)	(mm)	(mm)	(mm)	(mm)	(mm)
38	250	270	280	1500	2500	300	-	-	-	-	157.5	90.5
55							178.5	107	167	95.5		
58												
70							179.5	109	168	97.5		
85							188.5	114.5	177	103	168.5	100
100	230	250	270				194.5	117.5	183	106	174.5	106

İletim Hacmi Displacement	**Giriş** Inlet				**Çıkış** Outlet			
(cm³/rev)	C	D	E	F	C	D	E	F
38	52.5	26	M10	25.4	47.6	22	M10	19
55	70	36	M12	38	58.5	30		32
58								
70								
85								
100	78	43		51				

AKVA SEA C TANDEM (ADAPTÖRLÜ-F10-K13)

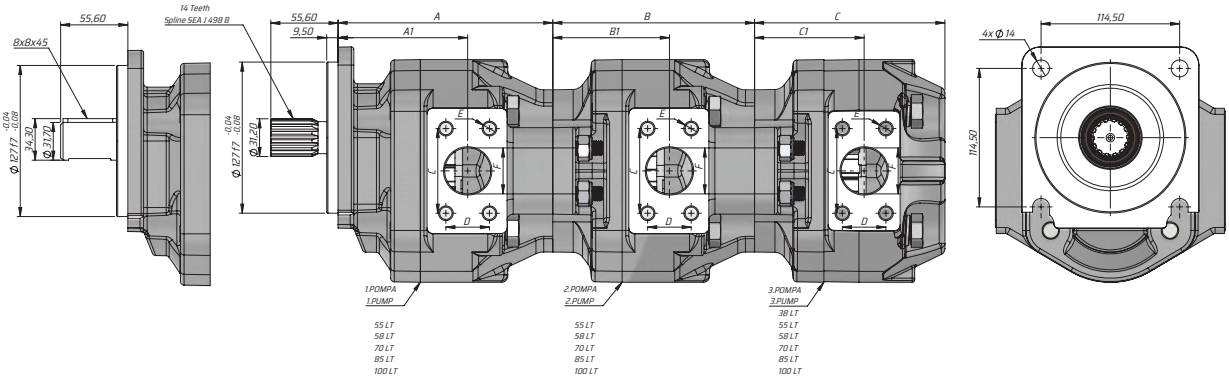

İletim Hacmi Displacement	**Maks. Sürekli Basınç** Max. Continuous Pressure	**Maks. Aralıklı Basınç** Max.Intermittent pressure	**Maks. Anlık Basınç** Max. Peak Pressure	**Maks. Sürekli Hız** Max. Continuous speed	**Maks.Aralıklı Hız** Max. Intermittent speed	**Min. Hız** Min.speed	**A**	**A1**	**B**	**B1**	**C**	**C1**
(cm³/rev)	(100%)(BAR)	(20 sec.max)(BAR)	(6 sec.max)(BAR)	(RPM)	(RPM)	(RPM)	(mm)	(mm)	(mm)	(mm)	(mm)	(mm)
38	250	270	280	1500	2500	300	-	-	-	-	157.5	90.5
55							177.5	106	167	95.5		
58												
70							178.5	108	168	97.5		
85							187.5	113.5	177	103	168.5	100
100	230	250	270				193.5	116.5	183	106	174.5	106

İletim Hacmi Displacement	**Giriş** Inlet				**Çıkış** Outlet			
(cm³/rev)	C	D	E	F	C	D	E	F
38	52.5	26	M10	25.4	47.6	22	M10	19
55	70	36	M12	38	58.5	30		32
58								
70								
85								
100	78	43		51				

KAZEL HYDRAULIC EQUIPMENTS

TECHNICAL DATA
TEKNİK DATALAR

AKVA GEAR PUMP
AKVA DİŞLİ POMPA

AKVA SEA B4 TANDEM (WITH ADAPTER-F6-F10-K13)

AKVA SEA B4 TANDEM (ADAPTÖRLÜ-F6-F10-K13)

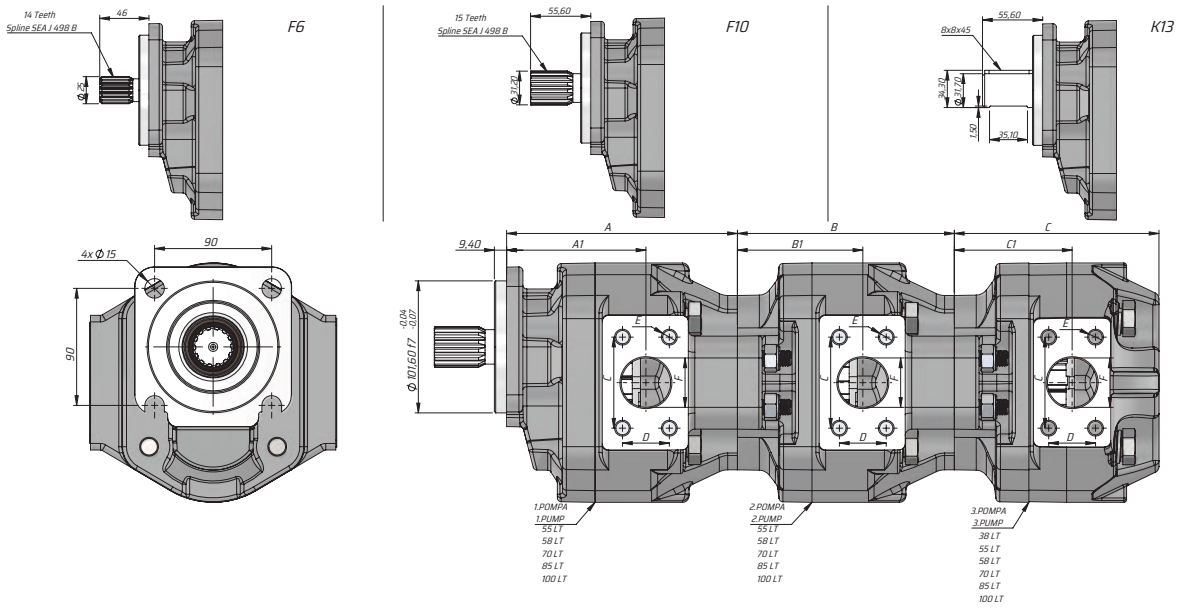

İletim Hacmi Displacement	**Maks. Sürekli Basınç** Max. Continuous Pressure	**Maks. Aralıklı Basınç** Max.Intermittent pressure	**Maks. Anlık Basınç** Max. Peak Pressure	**Maks. Sürekli Hız** Max. Continuous speed	**Maks.Aralıklı Hız** Max. Intermittent speed	**Min. Hız** Min.speed	**A**	**A1**	**B**	**B1**	**C**	**C1**
(cm³/rev)	(100%)(BAR)	(20 sec.max)(BAR)	(6 sec.max)(BAR)	(RPM)	(RPM)	(RPM)	(mm)	(mm)	(mm)	(mm)	(mm)	(mm)
38	250	270	280	1500	2500	300	-	-	-	-	157.5	90.5
55							177.5	106	167	95.5		
58												
70							178.5	108	168	97.5		
85							187.5	113.5	177	103	168.5	100
100	230	250	270				193.5	116.5	183	106	174.5	106

İletim Hacmi Displacement	**Giriş** Inlet				**Çıkış** Outlet			
(cm³/rev)	C	D	E	F	C	D	E	F
38	52.5	26	M10	25.4	47.6	22	M10	19
55	70	36	M12	38	58.5	30		32
58								
70								
85								
100	78	43		51				

AKVA SEA B2 TANDEM (ADAPTÖRLÜ-F10-K13)

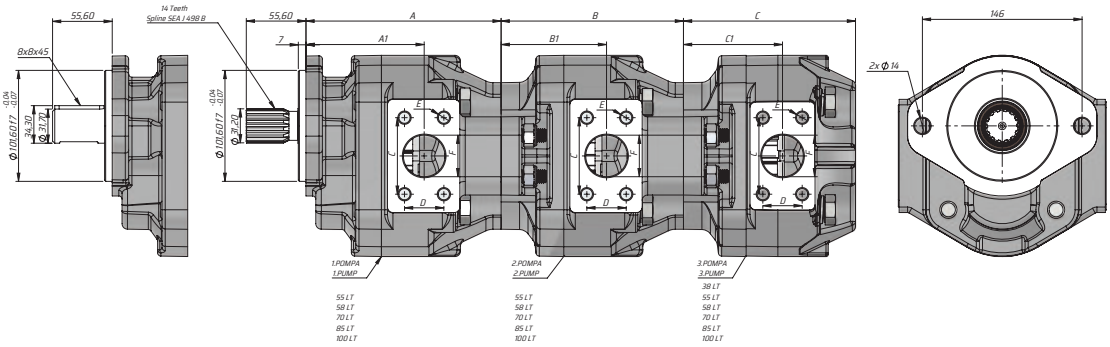

İletim Hacmi Displacement	**Maks. Sürekli Basınç** Max. Continuous Pressure	**Maks. Aralıklı Basınç** Max.Intermittent pressure	**Maks. Anlık Basınç** Max. Peak Pressure	**Maks. Sürekli Hız** Max. Continuous speed	**Maks.Aralıklı Hız** Max. Intermittent speed	**Min. Hız** Min.speed	**A**	**A1**	**B**	**B1**	**C**	**C1**
(cm³/rev)	(100%)(BAR)	(20 sec.max)(BAR)	(6 sec.max)(BAR)	(RPM)	(RPM)	(RPM)	(mm)	(mm)	(mm)	(mm)	(mm)	(mm)
38	250	270	280	1500	2500	300	-	-	-	-	157.5	90.5
55							178.5	107	167	95.5		
58												
70							179.5	109	168	97.5		
85							188.5	114.5	177	103	168.5	100
100	230	250	270				194.5	117.5	183	106	174.5	106

İletim Hacmi Displacement	**Giriş** Inlet				**Çıkış** Outlet			
(cm³/rev)	C	D	E	F	C	D	E	F
38	52.5	26	M10	25.4	47.6	22	M10	19
55	70	36	M12	38	58.5	30		32
58								
70								
85								
100	78	43		51				

KAZEL HYDRAULIC EQUIPMENTS

TECHNICAL DATA
TEKNİK DATALAR

10 SERIES GEAR PUMP
10 SERİSİ DİŞLİ POMPA

KVS 40

KVS 40

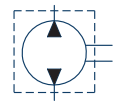

HİDROLİK SEMBOL
HYDRAULIC SYMBOL

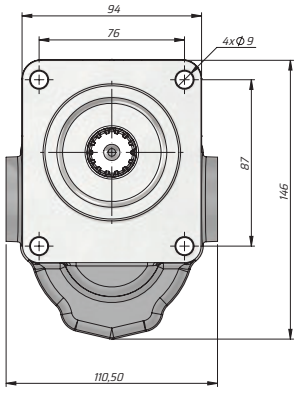

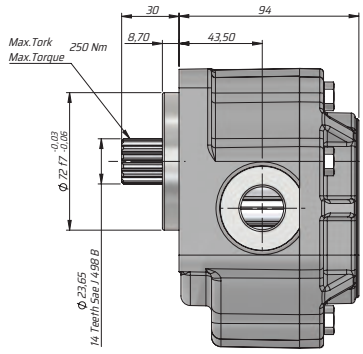

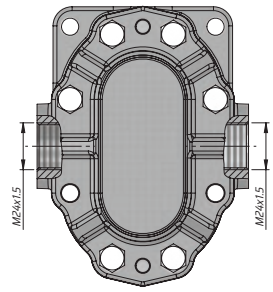

Kod Code	İletim Hacmi Displacement	Maks. Sürekli Basınç Max. Continuous Pressure	Maks. Aralıklı Basınç Max.Intermittent pressure	Maks. Anlık Basınç Max. Peak Pressure	Maks. Sürekli Hız Max. Continuous speed	Maks. Aralıklı Hız Max. Intermittent speed	Min. Hız Min.speed
BD	(cm³/rev)	(100%)(BAR)	(20 sec.max)(BAR)	(6 sec.max)(BAR)	(RPM)	(RPM)	(RPM)
G1040WF1031	40	280	300	320	2500	3500	300

PİSTONLU POMPALAR
PISTONS PUMPS

KAZELOGLU.COM.TR

KAZEL®
HYDRAULIC EQUIPMENTS

KAZEL HYDRAULIC EQUIPMENTS

TECHNICAL DATA
TEKNİK DATALAR

PISTONS PUMPS
PİSTONLU POMPALAR

YED ISO TWIN-WAY MOUNTING

YED ISO ÇİFT YÖNLÜ MONTAJ



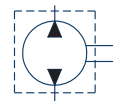

HİDROLİK SEMBOL
HYDRAULIC SYMBOL

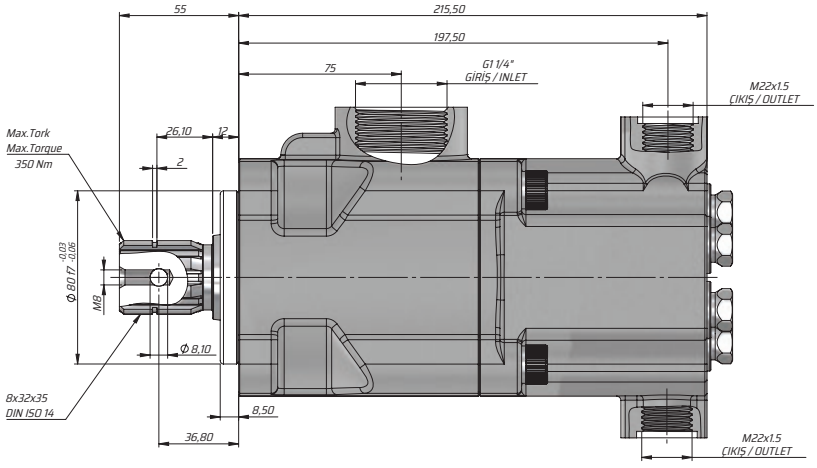

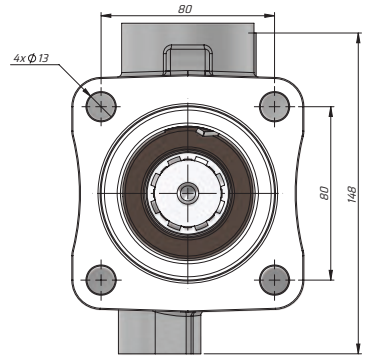

Kod Code	İletim Hacmi Displacement	Maks. Sürekli Basınç Max. Continuous Pressure	Maks. Aralıklı Basınç Max.Intermittent pressure	Maks. Anlık Basınç Max. Peak Pressure	Maks. Sürekli Hız Max. Continuous speed	Min. Hız Min.speed
	(cm³/rev)	(100%)(BAR)	(20 sec.max)(BAR)	(6 sec.max)(BAR)	(RPM)	(RPM)
P062020SF131 P062614SF131	20+20	270	285	300	1500	300
	26+14					
P063418SF131 P062626SF131	34+18					
	26+26					

YED ISO ONE-WAY MOUNTING

YED ISO TEK YÖNLÜ MONTAJ



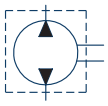

HİDROLİK SEMBOL
HYDRAULIC SYMBOL

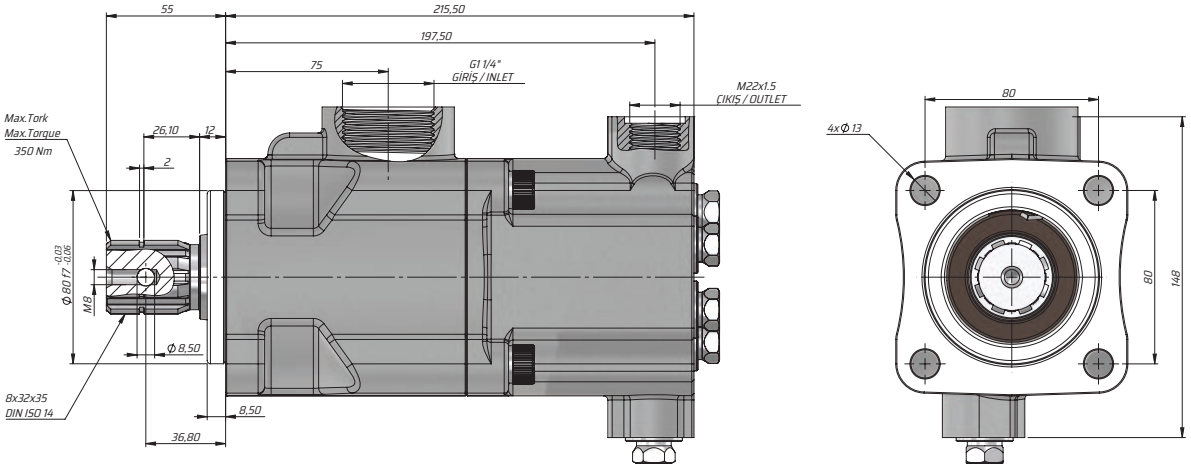

Kod Code	İletim Hacmi Displacement	Maks. Sürekli Basınç Max. Continuous Pressure	Maks. Aralıklı Basınç Max.Intermittent pressure	Maks. Anlık Basınç Max. Peak Pressure	Maks. Sürekli Hız Max. Continuous speed	Min. Hız Min.speed
	(cm³/rev)	(100%)(BAR)	(20 sec.max)(BAR)	(6 sec.max)(BAR)	(RPM)	(RPM)
P0626SF131 P0635SF131	26	250	270	300	1800	300
	35					
P0641SF131 P0652SF131	41					
	52					

KAZEL HYDRAULIC EQUIPMENTS

TECHNICAL DATA
TEKNİK DATALAR

PISTONS PUMPS
PİSTONLU POMPALAR

YED WEDGE TWO DIRECTIONAL INSTALLATION

YED KAMALI ÇİFT YÖNLÜ MONTAJ

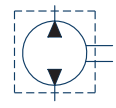

HİDROLİK SEMBOL
HYDRAULIC SYMBOL



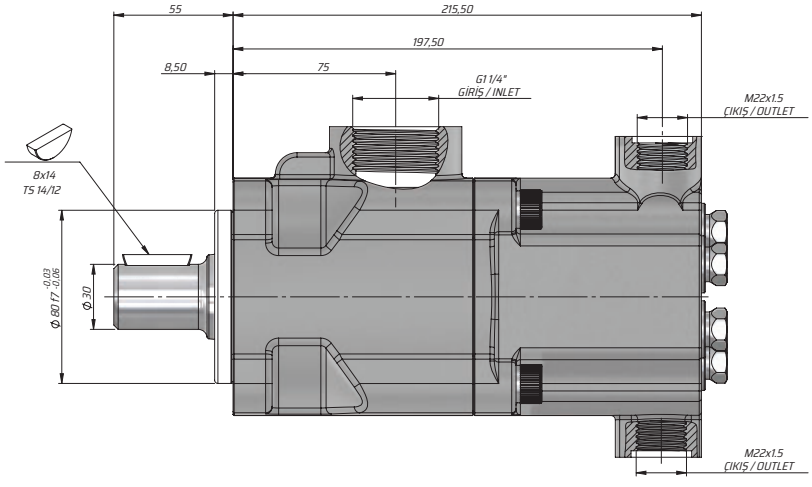

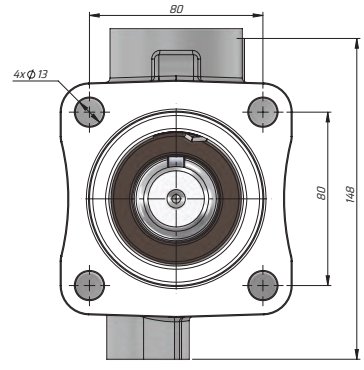

Kod Code	İletim Hacmi Displacement	Maks. Sürekli Basınç Max. Continuous Pressure	Maks. Aralıklı Basınç Max.Intermittent pressure	Maks. Anlık Basınç Max. Peak Pressure	Maks. Sürekli Hız Max. Continuous speed	Min. Hız Min.speed
	(cm³/rev)	(100%)(BAR)	(20 sec.max)(BAR)	(6 sec.max)(BAR)	(RPM)	(RPM)
P062020SK1531 P062614SK1531	20+20	250	270	300	1800	300
	26+14					
P063418SK1531 P062626SK1531	34+18					
	26+26					

YED WEDGE ONE-WAY INSTALLATION

YED KAMALI TEK YÖNLÜ MONTAJ

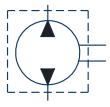

HİDROLİK SEMBOL
HYDRAULIC SYMBOL



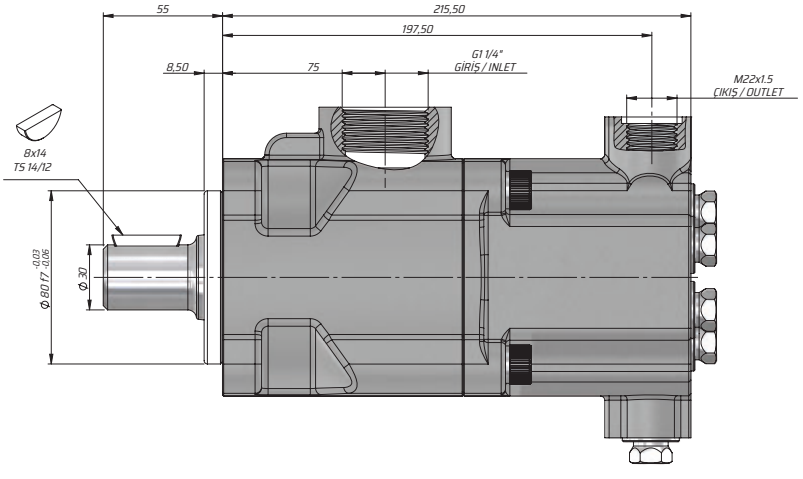

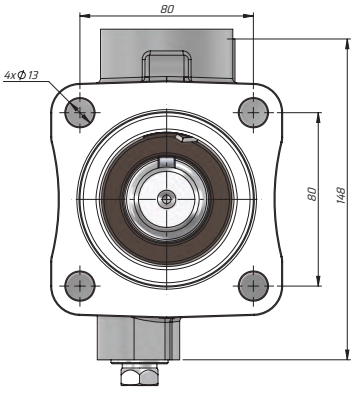

Kod Code	İletim Hacmi Displacement	Maks. Sürekli Basınç Max. Continuous Pressure	Maks. Aralıklı Basınç Max.Intermittent pressure	Maks. Anlık Basınç Max. Peak Pressure	Maks. Sürekli Hız Max. Continuous speed	Min. Hız Min.speed
	(cm³/rev)	(100%)(BAR)	(20 sec.max)(BAR)	(6 sec.max)(BAR)	(RPM)	(RPM)
P0626SK1531 P0635SK1531	26	250	270	300	1800	300
	35					
P0641SK1531 P0652SK1531	41					
	52					

KAZEL HYDRAULIC EQUIPMENTS

TECHNICAL DATA
TEKNİK DATALAR

PISTONS PUMPS
PİSTONLU POMPALAR

İŞRAK ISO PUMP

İŞRAK ISO POMPA



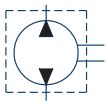

HİDROLİK SEMBOL
HYDRAULIC SYMBOL

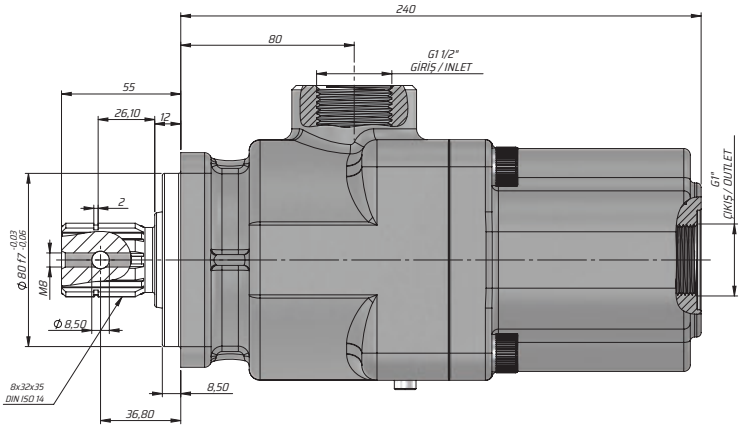

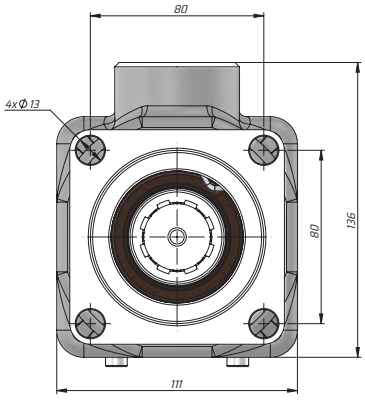

Kod Code	İletim Hacmi Displacement	Maks. Sürekli Basınç Max. Continuous Pressure	Maks. Aralıklı Basınç Max.Intermittent pressure	Maks. Anlık Basınç Max. Peak Pressure	Maks. Sürekli Hız Max. Continuous speed	Maks.Aralıklı Hız Max. Intermittent speed	Min. Hız Min.speed
	(cm³/rev)	(100%)(BAR)	(20 sec.max)(BAR)	(6 sec.max)(BAR)	(RPM)	(RPM)	(RPM)
P0820SF131	20	350	370	400	1800	300	300
P0826SF131	26						
P0834SF131	34						
P0842SF131	42						
P0846SF131	46						
P0852SF131	52						
P0855SF131	55	300	320	350	1500		
P0860SF131	60						

KAZEL HYDRAULIC EQUIPMENTS

İŞRAK KAMALI POMPA



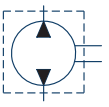

HİDROLİK SEMBOL
HYDRAULIC SYMBOL

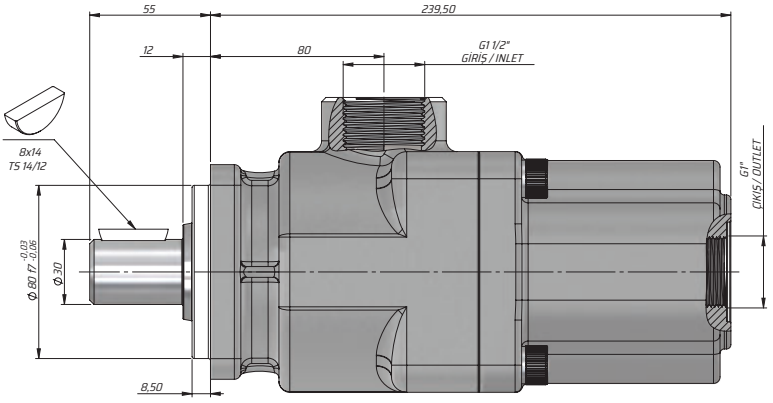

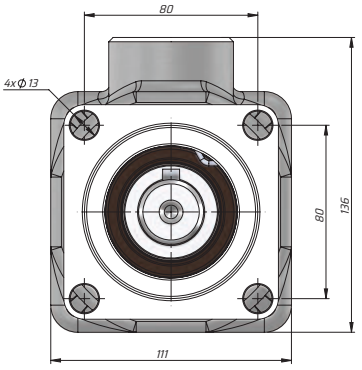

Kod Code	İletim Hacmi Displacement	Maks. Sürekli Basınç Max. Continuous Pressure	Maks. Aralıklı Basınç Max.Intermittent pressure	Maks. Anlık Basınç Max. Peak Pressure	Maks. Sürekli Hız Max. Continuous speed	Maks.Aralıklı Hız Max. Intermittent speed	Min. Hız Min.speed
	(cm³/rev)	(100%)(BAR)	(20 sec.max)(BAR)	(6 sec.max)(BAR)	(RPM)	(RPM)	(RPM)
P0820SK1531 P0826SK1531	20	350	370	400	1800	300	300
	26						
P0834SK1531 P0842SK1531	34						
	42						
P0846SK1531 P0852SK1531	46						
	52						
P0855SK1531 P0860SK1531	55	300	320	350	1500		
	60						

KAZEL HYDRAULIC EQUIPMENTS

TECHNICAL DATA
TEKNİK DATALAR

PISTONS PUMPS
PİSTONLU POMPALAR

İŞRAK UNI PUMP

İŞRAK UNI POMPA

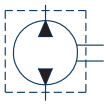

HİDROLİK SEMBOL
HYDRAULIC SYMBOL

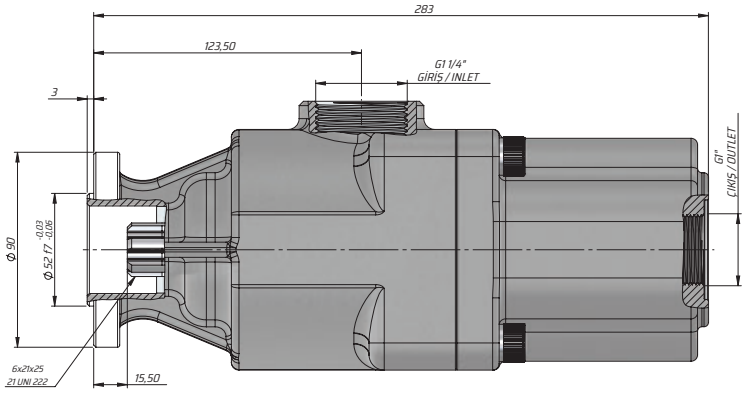

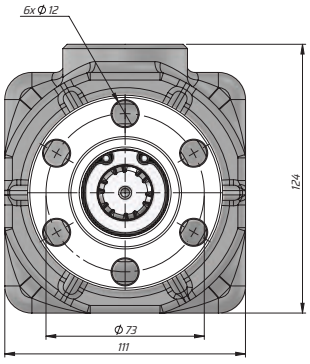

Kod Code	İletim Hacmi Displacement	Maks. Sürekli Basınç Max. Continuous Pressure	Maks. Aralıklı Basınç Max.Intermittent pressure	Maks. Anlık Basınç Max. Peak Pressure	Maks. Sürekli Hız Max. Continuous speed	Maks.Aralıklı Hız Max. Intermittent speed	Min. Hız Min.speed
	(cm³/rev)	(100%)(BAR)	(20 sec.max)(BAR)	(6 sec.max)(BAR)	(RPM)	(RPM)	(RPM)
P0820UF431 P0826UF431	20	350	370	400	1800	300	300
	26						
P0834UF431 P0842UF431	34						
	42						
P0846UF431 P0852UF431	46						
	52						
P0855UF431 P0860UF431	55	300	320	350	1500		
	60						

KAVİ A SERIES-BUSHED STEEL CRANK

KAVİ A SERİSİ-BURÇLU ÇELİK KRANK

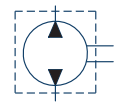

HİDROLİK SEMBOL
HYDRAULIC SYMBOL



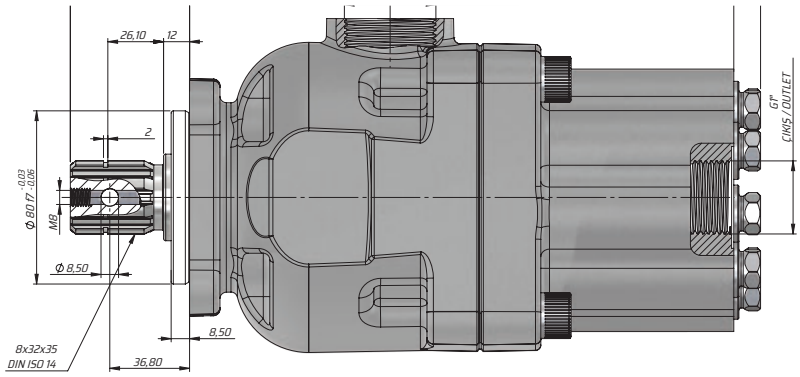

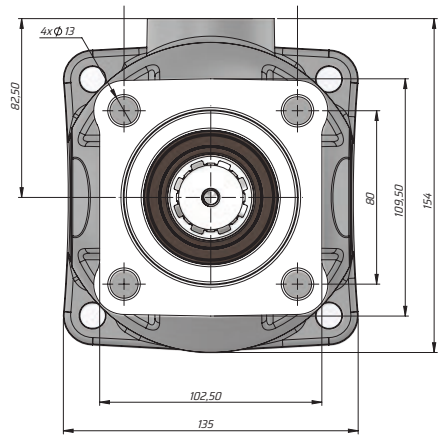

Kod Code	İletim Hacmi Displacement	Maks. Sürekli Basınç Max. Continuous Pressure	Maks. Aralıklı Basınç Max.Intermittent pressure	Maks. Anlık Basınç Max. Peak Pressure	Maks. Sürekli Hız Max. Continuous speed	Min. Hız Min.speed
	(cm³/rev)	(100%)(BAR)	(20 sec.max)(BAR)	(6 sec.max)(BAR)	(RPM)	(RPM)
P0960SF131A P0980SF131A	60	270	285	300	1500	300
	80					

KAZEL HYDRAULIC EQUIPMENTS

TECHNICAL DATA
TEKNİK DATALAR

PISTONS PUMPS
PİSTONLU POMPALAR

KAVİ B SERIES - CAST CRANK WITH BEARING

KAVİ B SERİSİ-RULMANLI DÖKÜM KRANK

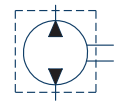

HİDROLİK SEMBOL
HYDRAULIC SYMBOL



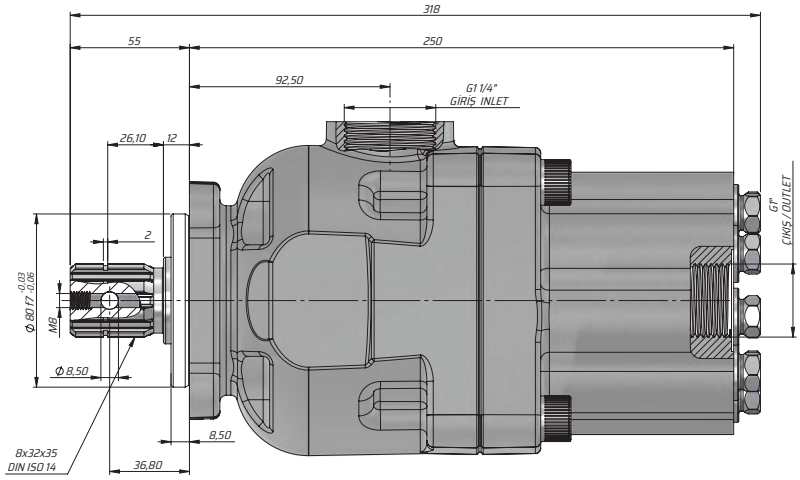

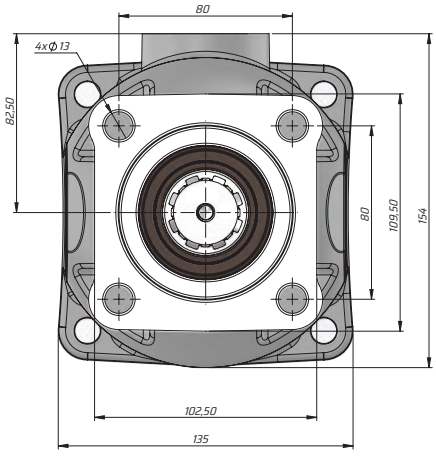

Kod Code	İletim Hacmi Displacement	Maks. Sürekli Basınç Max. Continuous Pressure	Maks. Aralıklı Basınç Max.Intermittent pressure	Maks. Anlık Basınç Max. Peak Pressure	Maks. Sürekli Hız Max. Continuous speed	Min. Hız Min.speed
	(cm³/rev)	(100%)(BAR)	(20 sec.max)(BAR)	(6 sec.max)(BAR)	(RPM)	(RPM)
P0960SF131B P0980SF131B	60	270	285	300	1500	300
	80					

KAVİ C SERIES-BEARING STEEL CRANK

KAVİ C SERİSİ-RULMANLI ÇELİK KRANK

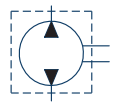

HİDROLİK SEMBOL
HYDRAULIC SYMBOL



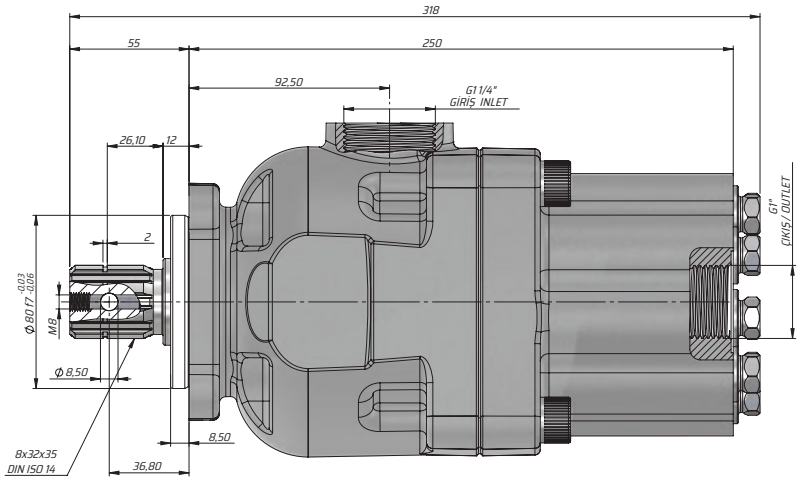

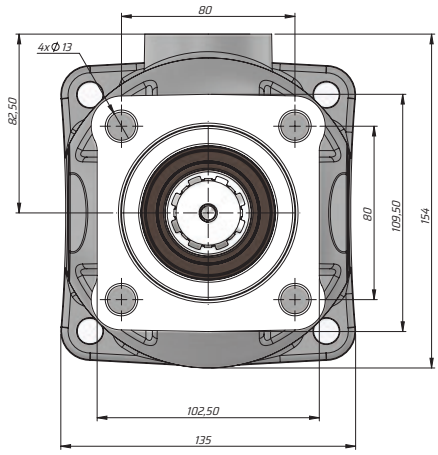

Kod Code	İletim Hacmi Displacement	Maks. Sürekli Basınç Max. Continuous Pressure	Maks. Aralıklı Basınç Max.Intermittent pressure	Maks. Anlık Basınç Max. Peak Pressure	Maks. Sürekli Hız Max. Continuous speed	Min. Hız Min.speed
	(cm³/rev)	(100%)(BAR)	(20 sec.max)(BAR)	(6 sec.max)(BAR)	(RPM)	(RPM)
P0960SF131C P0980SF131C	60	270	285	300	1500	300
	80					

KAZEL HYDRAULIC EQUIPMENTS

TECHNICAL DATA
TEKNİK DATALAR

PISTONS PUMPS
PİSTONLU POMPALAR

CELAL DOUBLE OUTLET ALUMINUM PUMP

CELAL ÇİFT ÇIKIŞLI ALÜMİNYUM POMPA

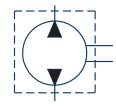

HİDROLİK SEMBOL
HYDRAULIC SYMBOL



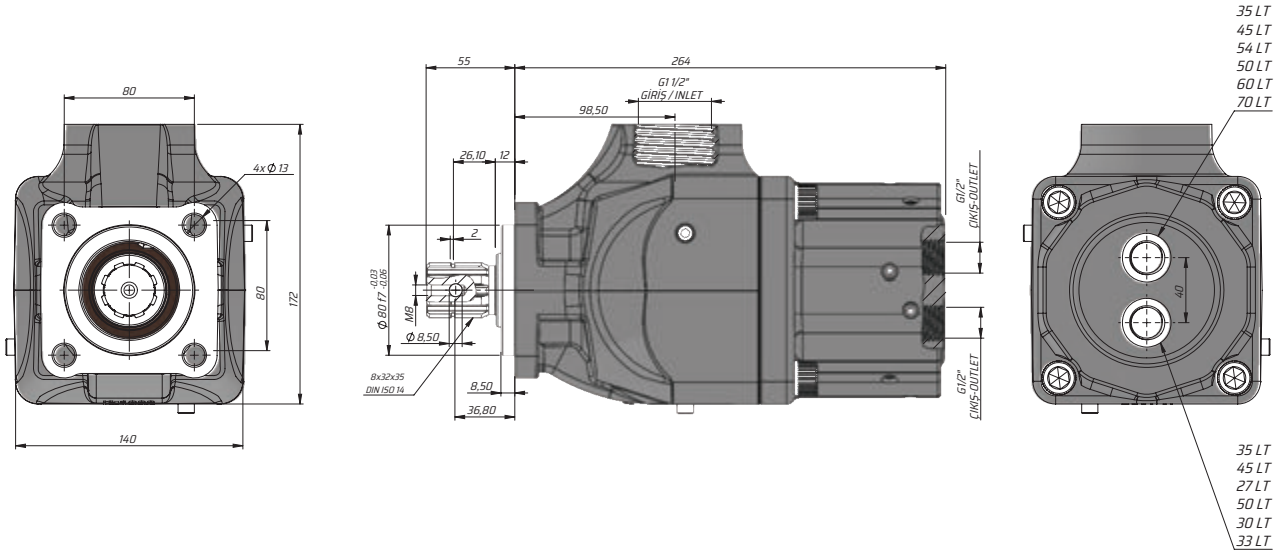

Kod Code	İletim Hacmi Displacement	Maks. Sürekli Basınç Max. Continuous Pressure	Maks. Aralıklı Basınç Max.Intermittent pressure	Maks. Anlık Basınç Max. Peak Pressure	Maks. Sürekli Hız Max. Continuous speed	Maks.Aralıklı Hız Max. Intermittent speed	Min. Hız Min.speed
	(cm³/rev)	(100%)(BAR)	(20 sec.max)(BAR)	(6 sec.max)(BAR)	(RPM)	(RPM)	(RPM)
P103535SF131	35+35	300	320	350	1500	300	300
P104545SF131	45+45						
P105427SF131	54+27						
P105050SF131	50+50						
P106030SF131	60+30						

KAZEL HYDRAULIC EQUIPMENTS

CELAL SINGLE OUTLET ALUMINUM PUMP

CELAL TEK ÇIKIŞLI ALÜMİNYUM POMPA



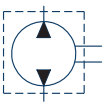

HİDROLİK SEMBOL
HYDRAULIC SYMBOL

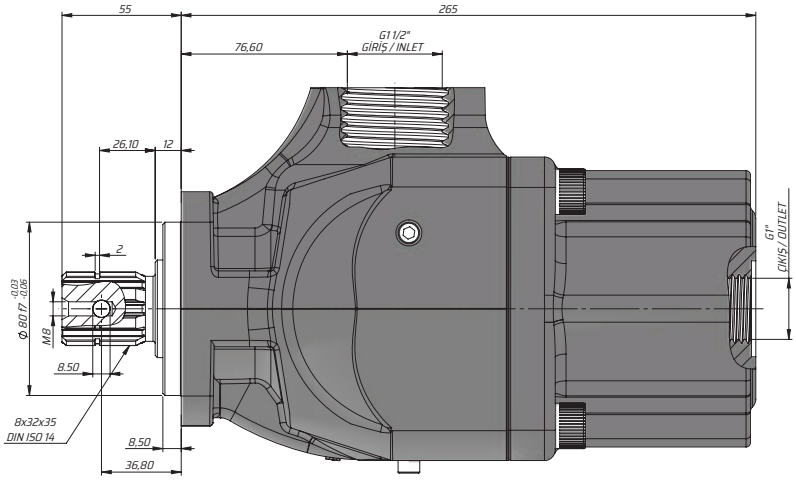

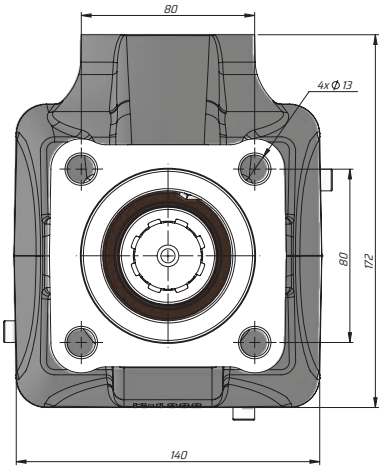

Kod Code	İletim Hacmi Displacement	Maks. Sürekli Basınç Max. Continuous Pressure	Maks. Aralıklı Basınç Max.Intermittent pressure	Maks. Anlık Basınç Max. Peak Pressure	Maks. Sürekli Hız Max. Continuous speed	Maks.Aralıklı Hız Max. Intermittent speed	Min. Hız Min.speed
	(cm³/rev)	(100%)(BAR)	(20 sec.max)(BAR)	(6 sec.max)(BAR)	(RPM)	(RPM)	(RPM)
P10060SF131	60	300	320	350	1500	300	300
P10070SF131	70						
P10080SF131	80						
P10090SF131	90						
P10100SF131	100						

KAZEL HYDRAULIC EQUIPMENTS

TECHNICAL DATA
TEKNİK DATALAR

PISTONS PUMPS
PİSTONLU POMPALAR

CELAL SINGLE OUTLET ALUMINUM PUMP-125 LT

CELAL TEK ÇIKIŞLI ALÜMİNYUM POMPA-125 LT



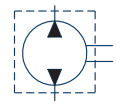

HİDROLİK SEMBOL
HYDRAULIC SYMBOL

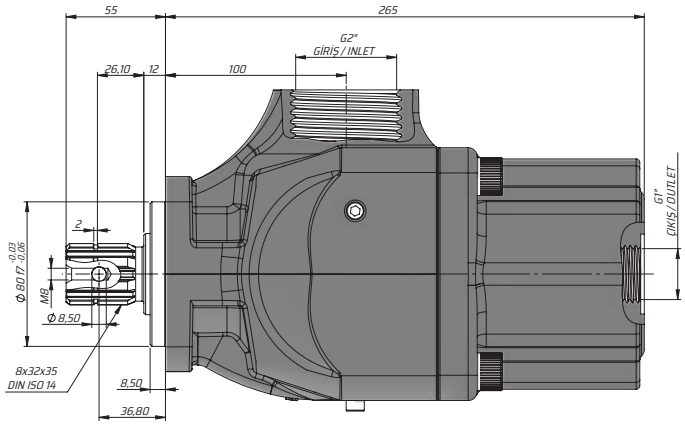

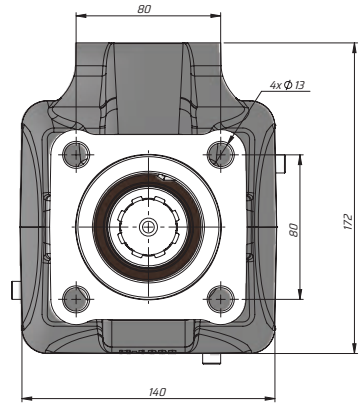

Kod Code	İletim Hacmi Displacement	Maks. Sürekli Basınç Max. Continuous Pressure	Maks. Aralıklı Basınç Max.Intermittent pressure	Maks. Anlık Basınç Max. Peak Pressure	Maks. Sürekli Hız Max. Continuous speed	Maks.Aralıklı Hız Max. Intermittent speed	Min. Hız Min.speed
	(cm³/rev)	(100%)(BAR)	(20 sec.max)(BAR)	(6 sec.max)(BAR)	(RPM)	(RPM)	(RPM)
P101255F131	125	300	350	400	1500	300	300

CELAL SHORT POMPA



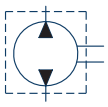

HİDROLİK SEMBOL
HYDRAULIC SYMBOL

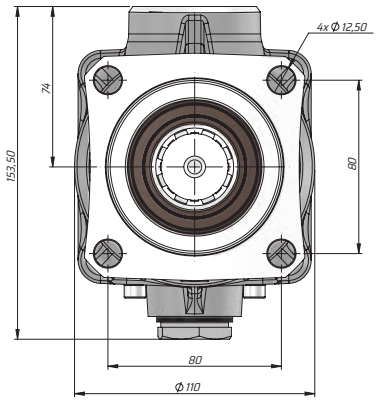

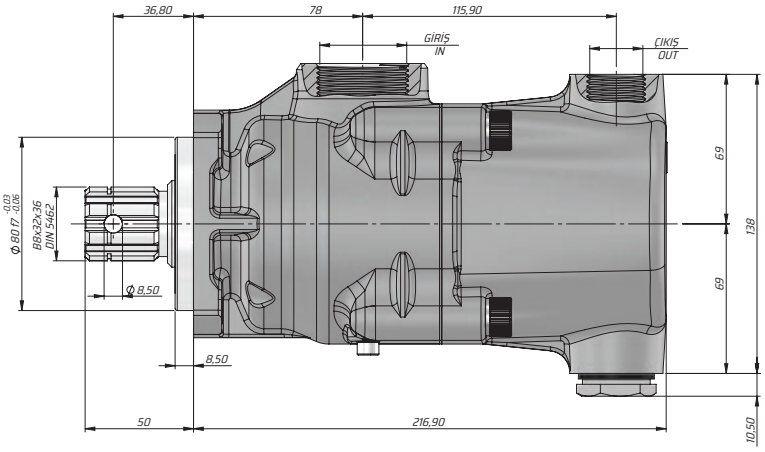

Kod Code	İletim Hacmi Displacement	Maks. Sürekli Basınç Max. Continuous Pressure	Hız Aralığı Speed Range (Dev/Dak)-(Rev / Min)		Giriş Inlet	Çıkış Out
	(cm³/rev)	(BAR)	Min.	Max. Continuous	Gas	Gas
P08021SF131S	21	350	400	1800	G1-1/4	G3/4
P08028SF131S	28					
P08035SF131S	35					
P08042SF131S	42					
P08048SF131S	48					
P08052SF131S	52					
P080555F131S	55	300	350	1500		
P080605F131S	60					

KAZEL HYDRAULIC EQUIPMENTS

TECHNICAL DATA
TEKNİK DATALAR

PISTONS PUMPS
PİSTONLU POMPALAR

FEYZ PISTON ENGINE

FEYZ PİSTONLU MOTOR

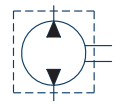

HİDROLİK SEMBOL
HYDRAULIC SYMBOL

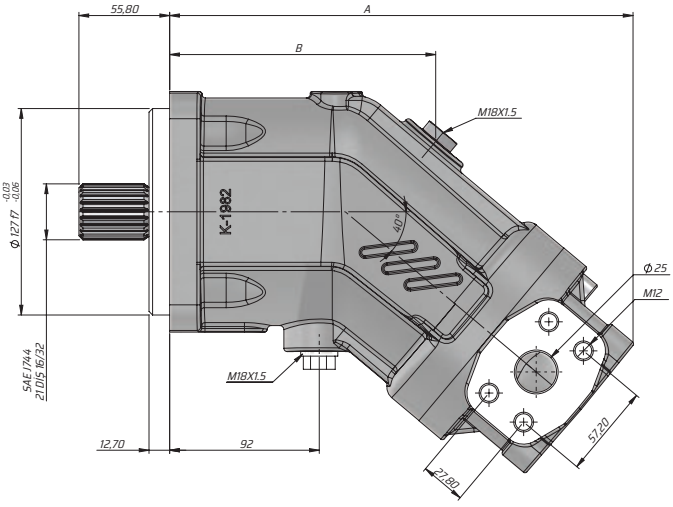

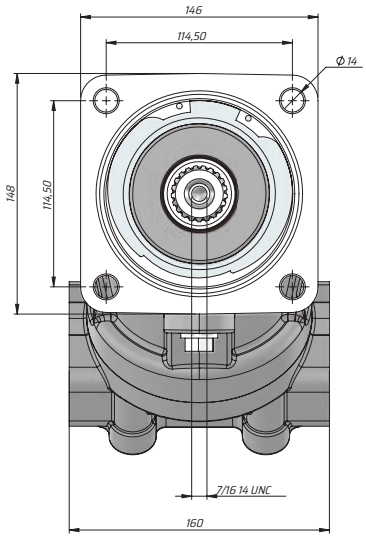

Kod Code	İletim Hacmi Displacement	Maksimum Hız Maxsimum Speed (RPM)		Tork Torque (NM)		Ağırlık Mass	A	B
	(cm³ /rev)	Nom	Max	350 (Bar)	400 (Bar)	Kg	(mm)	(mm)
AM80C2F12433	80	4500	5000	448	512	28	285.30	163,50
AM90C2F12433	90			501	573			

KAZEL HYDRAULIC EQUIPMENTS

FEYZ PİSTONLU BY PASS



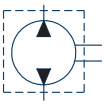

HİDROLİK SEMBOL
HYDRAULIC SYMBOL

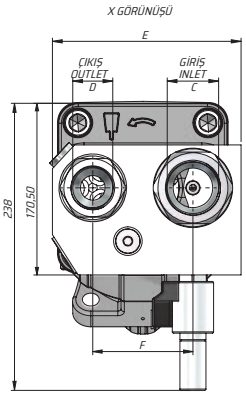

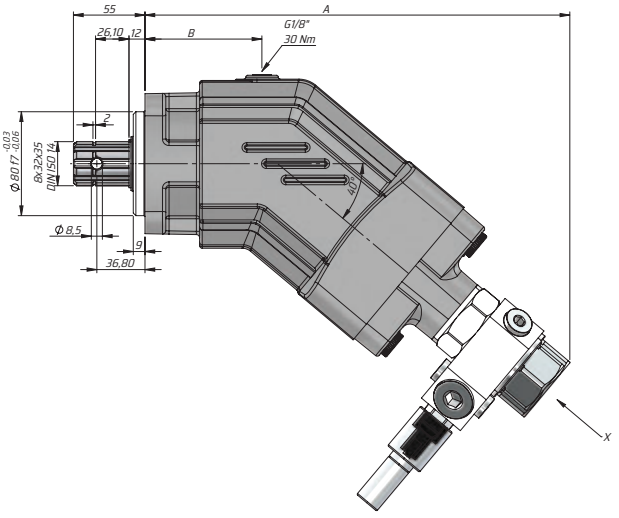

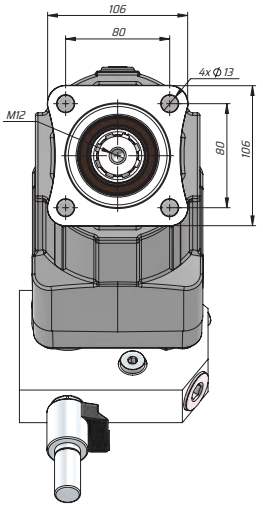

Kod Code	İletim Hacmi Displacement	Maks. Sürekli Basınç Max. Continuous Pressure	Maks. Aralıklı Basınç Max. Intermittent pressure	Maks. Hız Max. speed (RPM)		A	B	C	D	E	F
	(Cm³/rev)			nom	max	(mm)	(mm)	(inch)	(inch)	(mm)	(mm)
AP056SF111VBY AP056SF121VBY	56	350	400	2550	3700	295	80	G1"	G3/4"	127	64
AP063SF111VBY AP063SF121VBY	63			2200	3200						
AP080SF111VBY AP080SF121VBY	80			2150	3100	314	94	G1 1/4"	G1"	132	69
AP107SF111VBY AP107SF121VBY	107			2000	2800	326				145	77
AP125SF111VBY AP125SF121VBY	125	300	350	1750	2500						

Tapaların Sıkma Torku Tightening Torque Of The Plugs	
G1/2"	55-65Nm
G3/4"	90-100Nm
G1"	135-160Nm
G1 1/4"	200-230Nm

*(1) - Left- Sol (2) - Right- Sağ

KAZEL HYDRAULIC EQUIPMENTS

TECHNICAL DATA
TEKNİK DATALAR

PISTONS PUMPS
PİSTONLU POMPALAR

FEYZ PISTON ENGINE (45 CC)

FEYZ PİSTONLU MOTOR (45 CC)

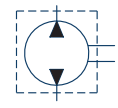

HİDROLİK SEMBOL
HYDRAULIC SYMBOL

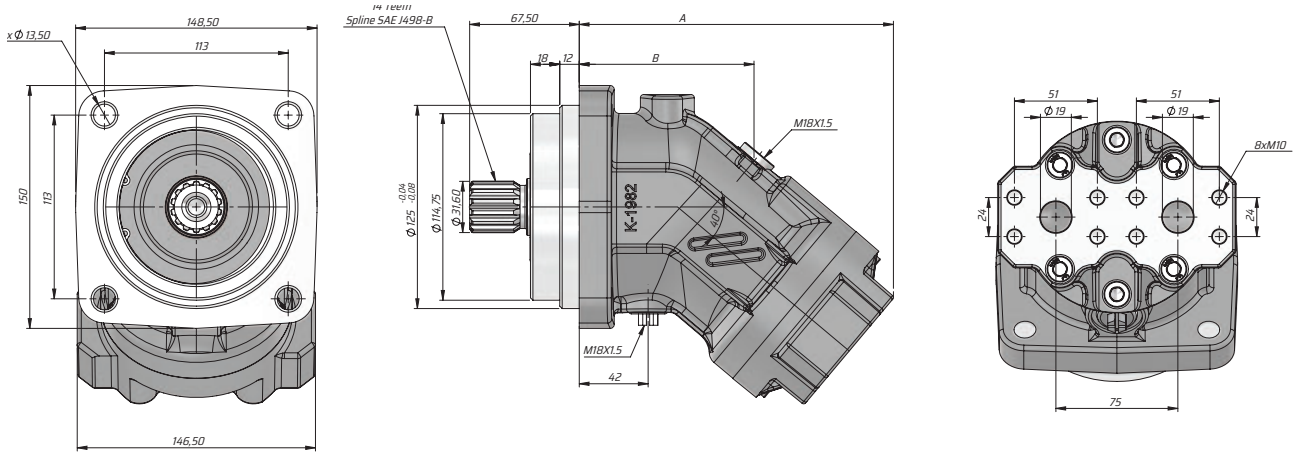

Kod Code	İletim Hacmi Displacement	Maksimum Hız Maxsimum Speed (RPM)		Tork Torque (NM)		Ağırlık Mass	A	B
	(cm³ /rev)	Nom	Max	350 (Bar)	400 (Bar)	Kg	(mm)	(mm)
AM45C2F12433	45	2250	4300	254	290	-	193	107,50

FEYZ PISTON ENGINE (56-63 CC)

FEYZ PİSTONLU MOTOR (56-63 CC)

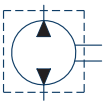

HİDROLİK SEMBOL
HYDRAULIC SYMBOL

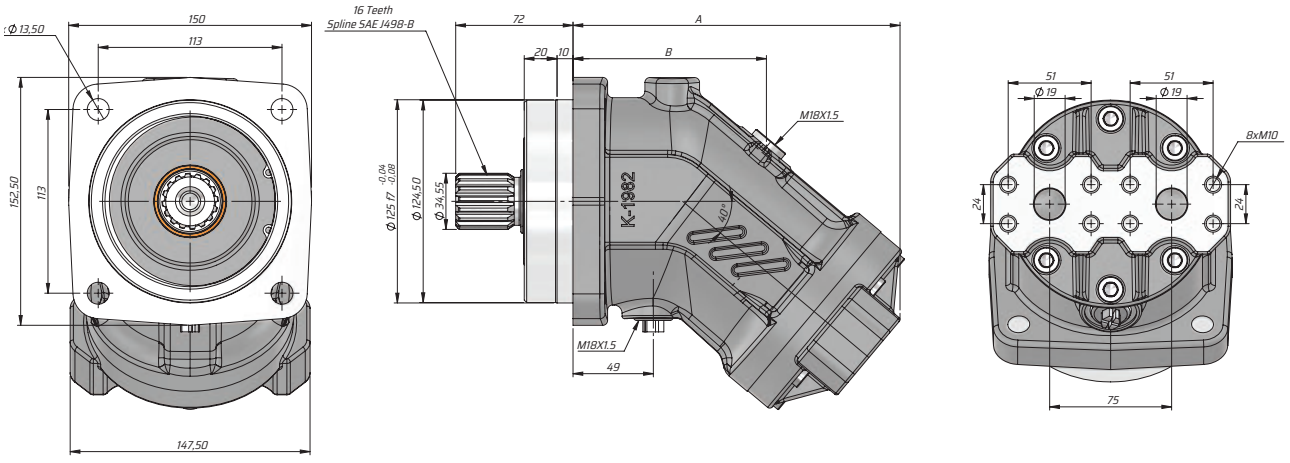

Kod Code	İletim Hacmi Displacement	Maksimum Hız Maxsimum Speed (RPM)		Tork Torque (NM)		Ağırlık Mass	A	B
	(cm³ /rev)	Nom	Max	350 (Bar)	400 (Bar)	Kg	(mm)	(mm)
AM56C2F12433	56	2100	3800	312	350	-	201	119
AM63C2F12433	63	2100	3800	356	400	-	201	119

KAZEL HYDRAULIC EQUIPMENTS

TECHNICAL DATA
TEKNİK DATALAR

PISTONS PUMPS
PİSTONLU POMPALAR

FEYZ PISTON PUMP (56-63 CC)

FEYZ PİSTONLU POMPA (56-63 CC)

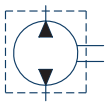

HİDROLİK SEMBOL
HYDRAULIC SYMBOL

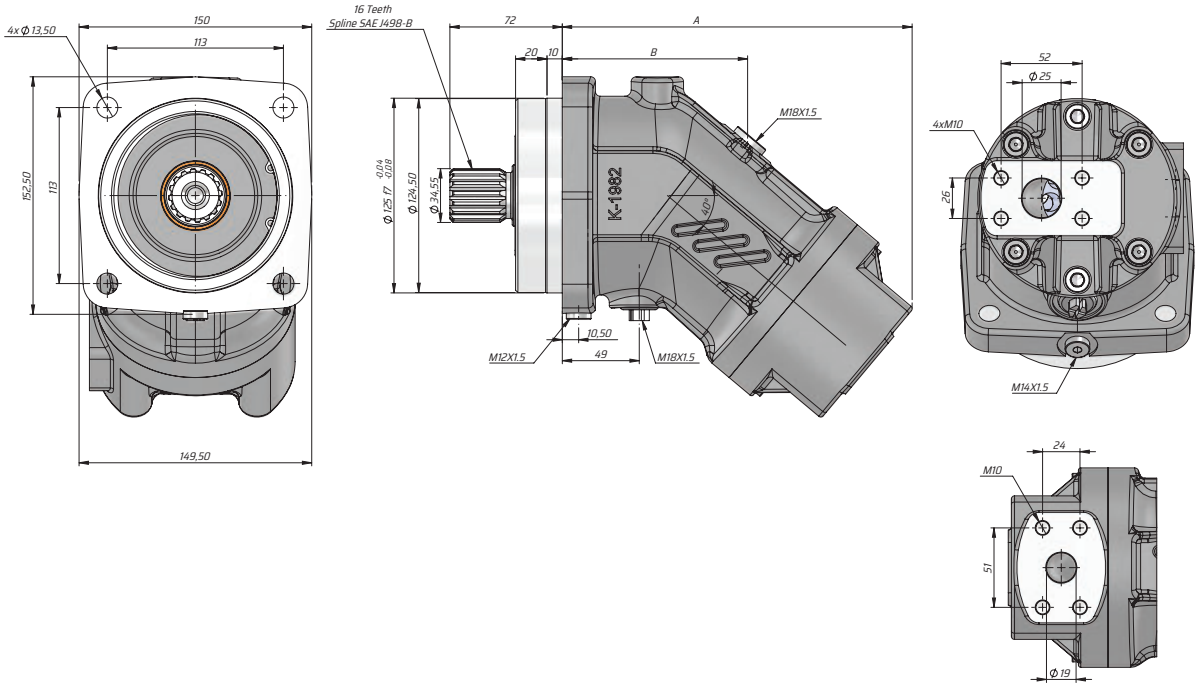

Kod Code	İletim Hacmi Displacement	Maksimum Hız Maxsimum Speed (RPM)		Tork Torque (NM)		Ağırlık Mass	A	B
	(cm³ /rev)	Nom	Max	350 (Bar)	400 (Bar)	Kg	(mm)	(mm)
AM56C2F12433	56	2100	3800	312	350	-	224.50	119
AM63C2F12433	63	2100	3800	356	400	-	224.50	119

FEYZ PISTON PUMP (ALUMINUM)

FEYZ PİSTONLU POMPA (ALÜMİNYUM)



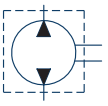

HİDROLİK SEMBOL
HYDRAULIC SYMBOL

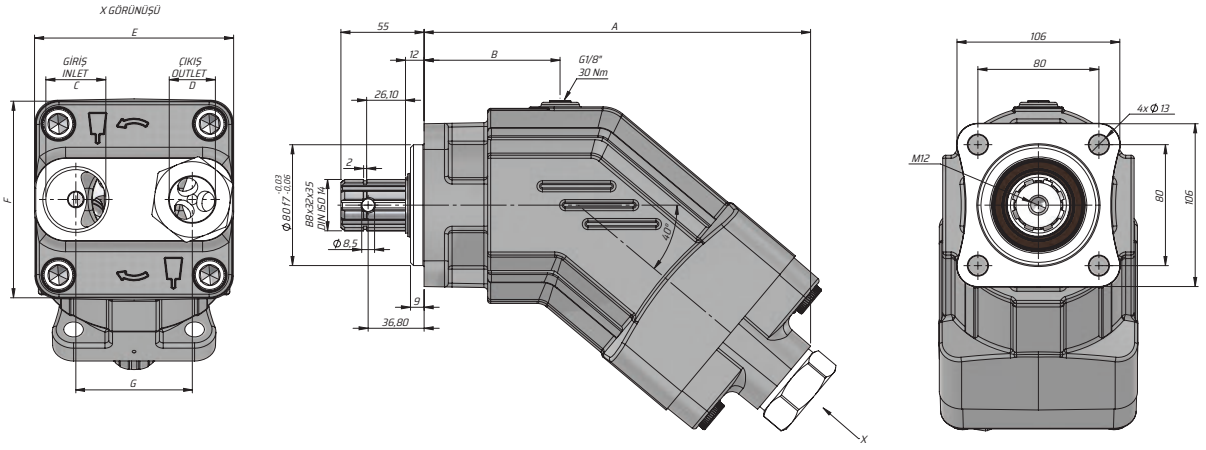

Kod Code	İletim Hacmi Displacement (Cm³/rev)	Maks. Sürekli Basınç Max. Continuous Pressure	Maks. Anlık Basınç Max. Peak pressure	Maks. Hız Max. speed (RPM) nom	Maks. Hız Max. speed (RPM) max	A (mm)	B (mm)	C (inch)	E (mm)	F (mm)	G (mm)
APA23SF111 APA23SF121	23	350	400	3050	4300	180	58	G3/4"	89	89	52
APA32SF111 APA32SF121	32			2750	3900				89	89	52
APA45SF111 APA45SF121	45			2650	3800	210	78	G1"	108,7	108,7	59
APA56SF111 APA56SF121	56			2550	3700	218	80		110,5	108	64
APA63SF111 APA63SF121	63			2200	3200				110,5	108	64
APA80SF111 APA80SF121	80			2150	3100	245	94	G1 1/4"	127	118	69
APA90SF111 APA90SF121	90								131,6	130	77
APA107SF111 APA107SF121	107			2000	2800				131,6	130	77
APA125SF111 APA125SF121	125	300	350	1750	2500	255			131,6	130	77

Tapaların Sıkma Torku Tightening Torque Of The Plugs	
G1/2"	55-65Nm
G3/4"	90-100Nm
G1"	135-160Nm
G1 1/4"	200-230Nm

*(1) - Left- Sol (2) - Right- Sağ

KAZEL HYDRAULIC EQUIPMENTS

TECHNICAL DATA
TEKNİK DATALAR

PISTONS PUMPS
PİSTONLU POMPALAR

FEYZ PISTON PUMP (CASTING)

FEYZ PİSTONLU POMPA (DÖKÜM)

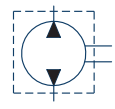

HİDROLİK SEMBOL
HYDRAULIC SYMBOL

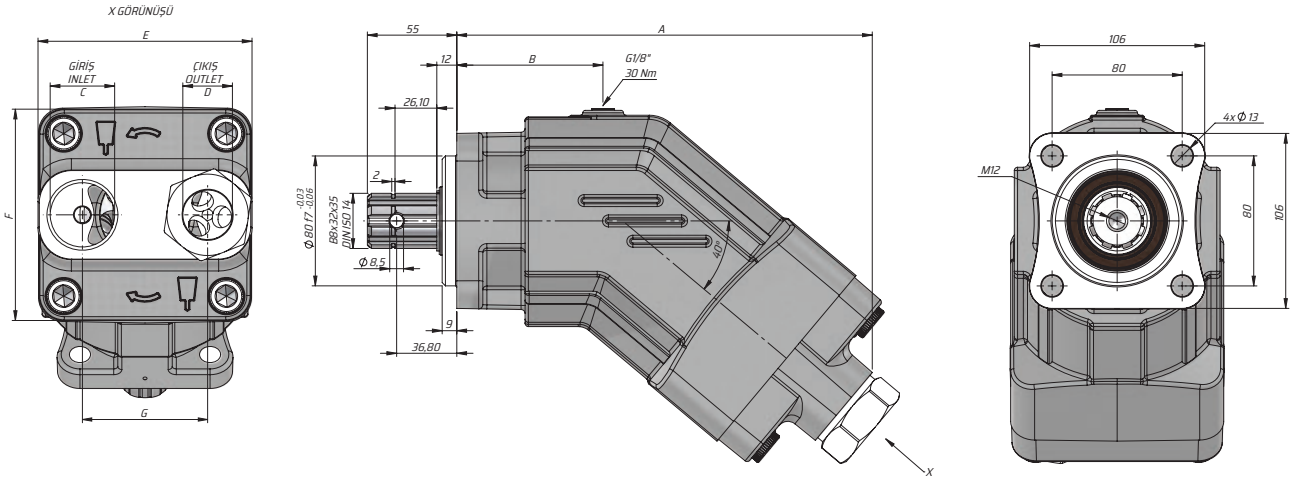

Kod Code	İletim Hacmi Displacement	Maks. Sürekli Basınç Max. Continuous Pressure	Maks. Anlık Basınç Max. Peak pressure	Maks. Hız Max. speed (RPM)		A	B	C	E	F	G
	(Cm³/rev)			nom	max	(mm)	(mm)	(inch)	(mm)	(mm)	(mm)
AP023SF111 AP023SF121	23	350	400	3050	4300	180	58	G3/4"	89	89	52
AP032SF111 AP032SF121	32			2750	3900				89	89	52
AP045SF111 AP045SF121	45			2650	3800	210	78	G1"	108,7	108,7	59
AP056SF111 AP056SF121	56			2550	3700	218	80		110,5	108	64
AP063SF111 AP063SF121	63			2200	3200				110,5	108	64
AP080SF111 AP080SF121	80			2150	3100	245	94	G1 1/4"	127	118	69
AP090SF111 AP090SF121	90										
AP107SF111 AP107SF121	107			2000	2800				131,6	130	77
AP125SF111 AP125SF121	125	300	350	1750	2500	255			131,6	130	77

Tapaların Sıkma Torku Tightening Torque Of The Plugs	
G1/2"	55-65Nm
G3/4"	90-100Nm
G1"	135-160Nm
G1 1/4"	200-230Nm

*(1) - Left- Sol (2) - Right- Sağ

FEYZ PISTON PUMP (45 CC)

FEYZ PİSTONLU POMPA (45 CC)

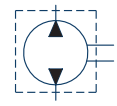

HİDROLİK SEMBOL
HYDRAULIC SYMBOL

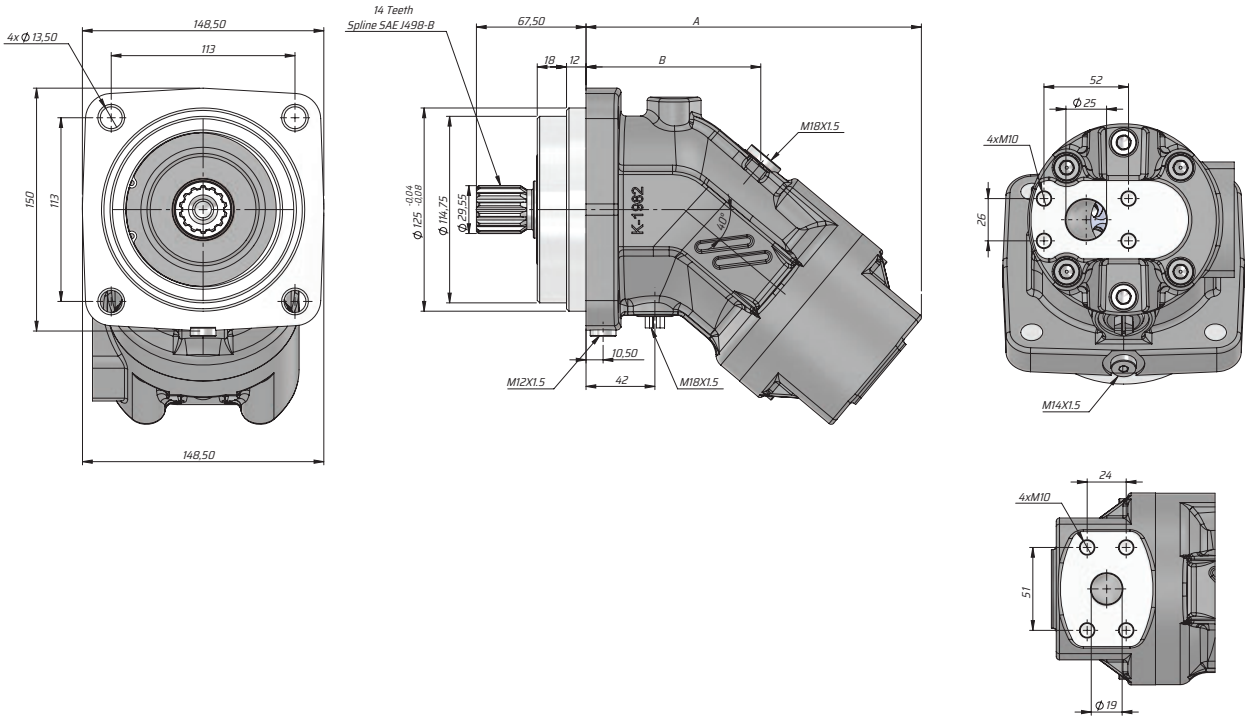

Kod Code	İletim Hacmi Displacement	Maksimum Hız Maxsimum Speed (RPM)		Tork Torque (NM)		Ağırlık Mass	A	B
	(cm³ /rev)	Nom	Max	350 (Bar)	400 (Bar)	Kg	(mm)	(mm)
AM45C2F12433	45	2250	4300	254	290	-	207	107,50

KAZEL HYDRAULIC EQUIPMENTS

TECHNICAL DATA
TEKNİK DATALAR

PISTONS PUMPS
PİSTONLU POMPALAR

FEYZ PISTON ENGINE

FEYZ PİSTONLU MOTOR

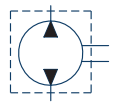

HİDROLİK SEMBOL
HYDRAULIC SYMBOL

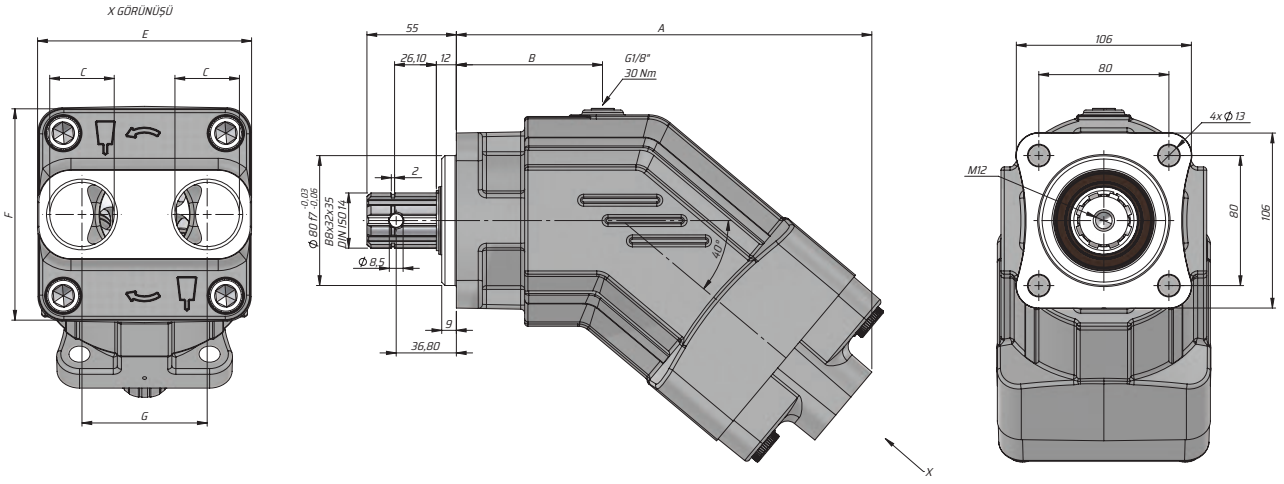

Kod Code	İletim Hacmi Displacement (Cm³/rev)	Maks. Sürekli Basınç Max. Continuous Pressure	Maks. Anlık Basınç Max. Peak pressure	Maks. Hız Max. speed (RPM) nom	Maks. Hız Max. speed (RPM) max	A (mm)	B (mm)	C (inch)	E (mm)	F (mm)	G (mm)
AM023SF131	23	350	400	3050	4300	180	58	G3/4"	89	89	52
AM032SF131	32			2750	3900				89	89	52
AM045SF131	45			2650	3800	210	78	G1"	108,7	108,7	59
AM056SF131	56			2550	3700	218	80		110,5	108	64
AM063SF131	63			2200	3200				110,5	108	64
AM080SF131	80			2150	3100	245	94	G1 1/4"	127	118	69
AM107SF131	107			2000	2800	255			131,6	130	77
AM125SF131	125	300	350	1750	2500				131,6	130	77

Tapaların Sıkma Torku Tightening Torque Of The Plugs	
G1/2"	55-65Nm
G3/4"	90-100Nm
G1"	135-160Nm
G1 1/4"	200-230Nm

KAZEL HYDRAULIC EQUIPMENTS

SAE C FEYZ PİSTONLU POMPA



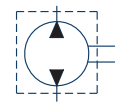

HİDROLİK SEMBOL
HYDRAULIC SYMBOL

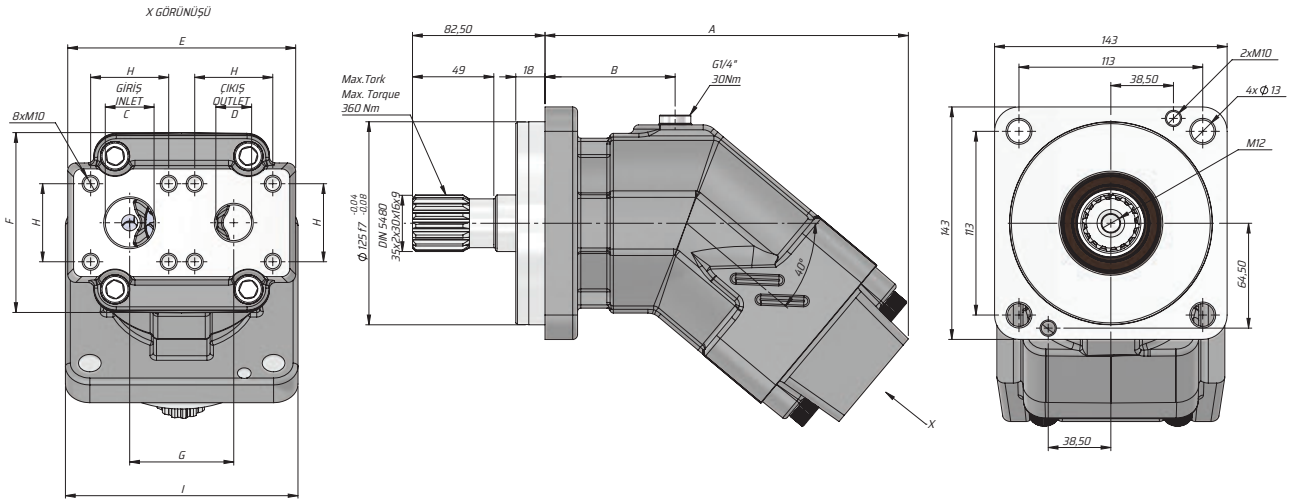

Kod Code	İletim Hacmi Displacement	Maks. Sürekli Basınç Max. Continuous Pressure	Maks. Aralıklı Basınç Max. Intermittent pressure	Maks. Hız Max. speed (RPM)		A	B	C	D	E	F	G	H	I
	(cm³ /rev)			nom	max	(mm)	(mm)	(mm)	(mm)	(mm)	(mm)	(mm)	(mm)	(mm)
AP056C2F911	56	350	400	1800	2500	233,50	80	30	22	140	108	68	48	143
AP056C2F921														
AP063C2F911	63	350	400	1800	2500	233,50	80	30	22	140	108	68	48	143
AP063C2F921														



GÜÇ AKTARMA GRUBU
POWER TRANSFER GROUP

KAZELOGLU.COM.TR

KAZEL®
HYDRAULIC EQUIPMENTS

KAZEL HYDRAULIC EQUIPMENTS

TECHNICAL DATA
TEKNİK DATALAR

POWER TRANSFER GROUP
GÜÇ AKTARMA GRUBU

EATON FULLER PTO

EATON FULLER PTO

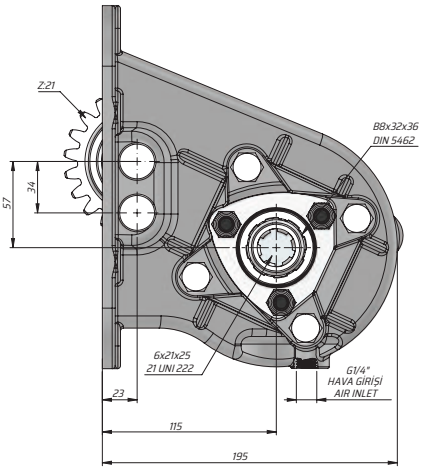

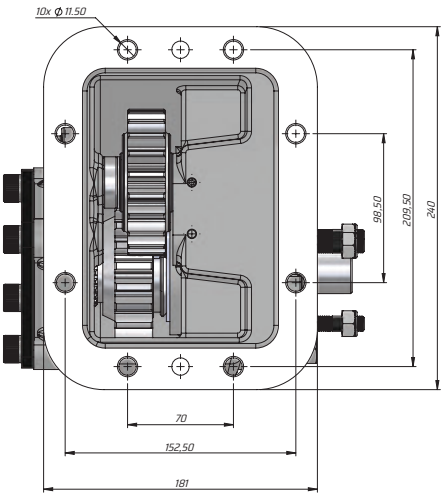

Kod Code	Araç Markası Vehicle Brand Track	Flanş Takımı Flange Kit	Dönüştürme Kiti Conversion Kit	Dişli Tipi Gear Type	Tork Torque Nm	Int.Oranı Int.Ratio	Diş Sayısı Teeth Number
GBEF21UF43	Mercedes Eaton	FL SPICER 1120 / DIN00 X PF 3292-3293 FL SPICER 1300 / DIN00 X PF 3292-3293	Pnomatik / Mekanik Pneumatic / Mechanic	Düz-Flat	400	0.96	21

ISO KAMAZ



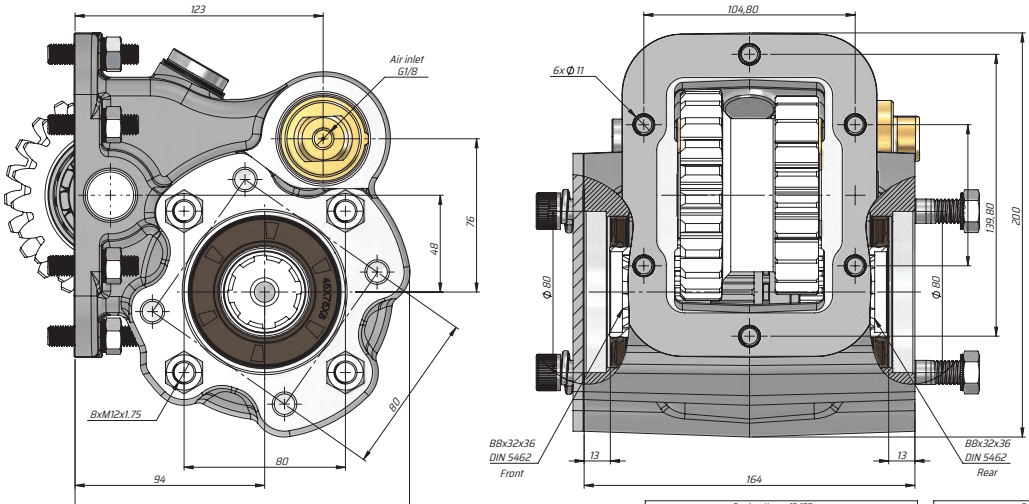

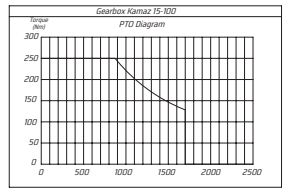

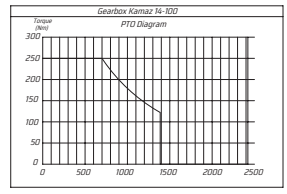

Kod Code	ŞANZIMAN No. Gearbox No.	PTO Devir PTO Speed @1000 RPM		Çevrim Oranı Ratio	Kontrol Sistemi Control System	Montaj Yüzü Mounting Side	Çıkış Tork Outlet Torque	Rotation Dönüş Tarafı
		Low	High				Nm	
GBKM1415100	KAMAZ 14-100 5 MARCE/SPEED	689	847*	00:01:01	Pnömatik Pneumatic	Sağ-Right	250	Left (Rear)
	KAMAZ 15-100 10 MARCE/SPEED							

812* RPM is just for gearbox of KAMAZ 15-100 10 MARCE/SPEED

KAZEL HYDRAULIC EQUIPMENTS

TECHNICAL DATA
TEKNİK DATALAR

POWER TRANSFER GROUP
GÜÇ AKTARMA GRUBU

UNI KAMAZ ONE-WAY-(RIGHT)

UNI KAMAZ TEK YÖNLÜ-(SAĞ)



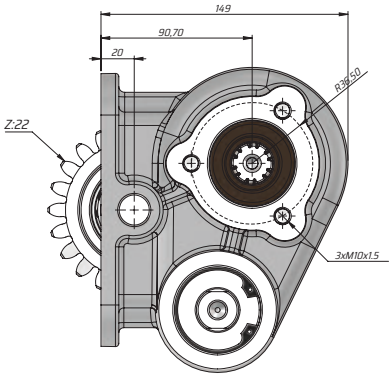

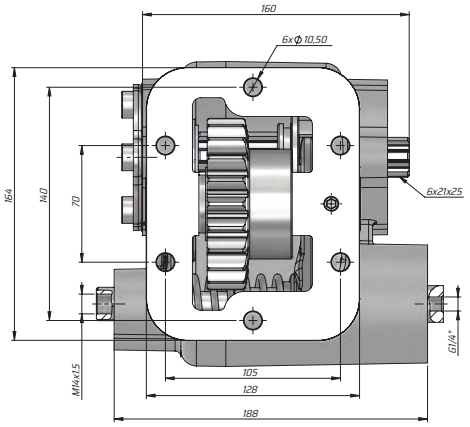

Kod Code	Çıkış Output	Ratio Int.Ratio	Dişli Sayısı Number of Gear	Kontrol Sistemi Control System	P.T.O Mil Dönüş Yönü P.T.O Shaft Rotation	Yeni Güç (Nm) New Torque (Nm)
GBKM22UF42	2	1.83	2	Havalı Pneumatic	Sağ-right	350

UNI KAMAZ ONE-WAY-(LEFT)

UNI KAMAZ TEK YÖNLÜ-(SOL)



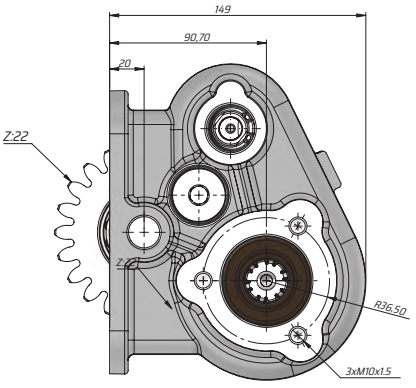

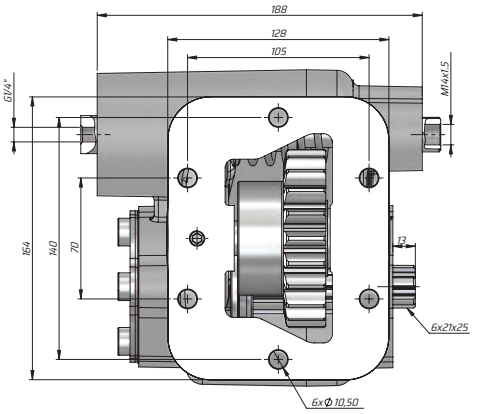

Kod Code	Çıkış Output	Ratio Int.Ratio	Dişli Sayısı Number of Gear	Kontrol Sistemi Control System	P.T.O Mil Dönüş Yönü P.T.O Shaft Rotation	Yeni Güç (Nm) New Torque (Nm)
GBKM22UF41	2	1.83	2	Havalı Pneumatic	Sol-left	350

KAZEL HYDRAULIC EQUIPMENTS

TECHNICAL DATA
TEKNİK DATALAR

POWER TRANSFER GROUP
GÜÇ AKTARMA GRUBU

KAMAZ 65111

KAMAZ 65111



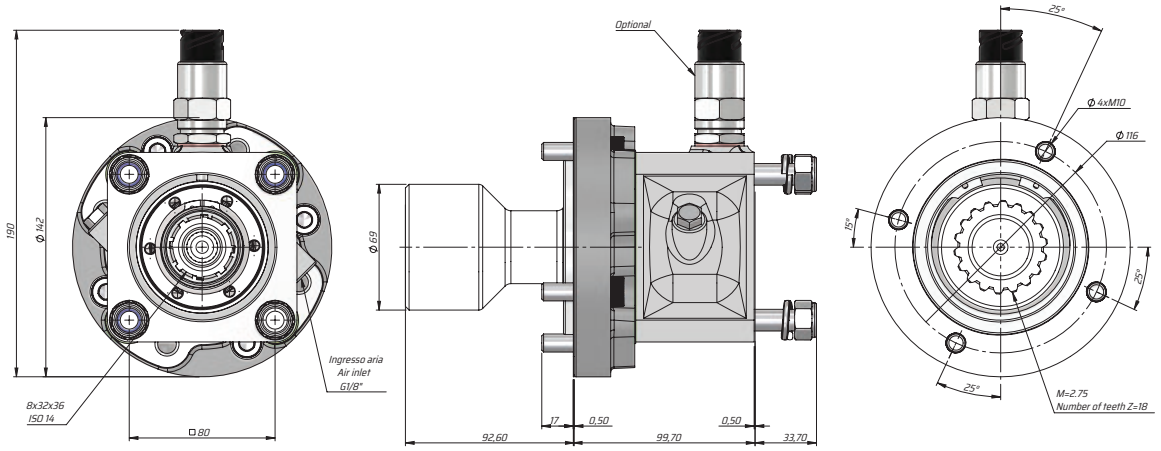

Kod Code	Max. Tork Max. Torque	Montaj Mounting Side	Çıkış Output	Adapter Adaptor	Rotation Dönüş Tarafı	Ağırlık (Kg) Weight
GBKM65111	600	Rear	Rear	KAMAZ 65111-1800020	Right	8

UNI KAMAZ ÇİFT YÖNLÜ



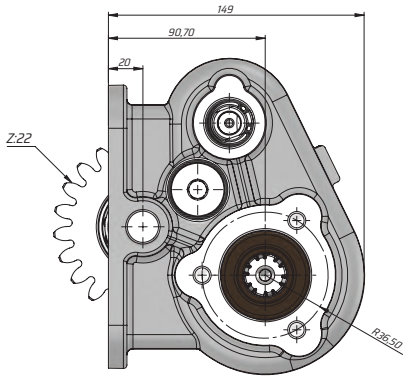

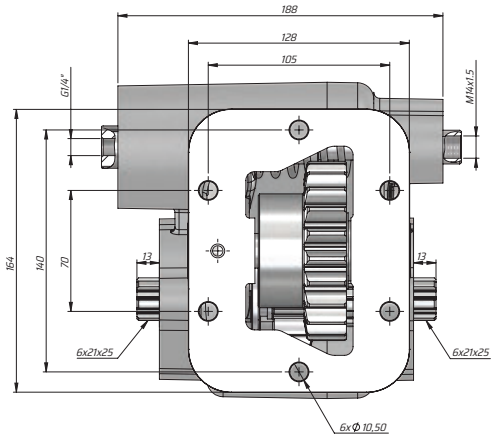

Kod Code	Çıkış Output	Ratio Int.Ratio	Dişli Sayısı Number of Gear	Kontrol Sistemi Control System	P.T.O Mil Dönüş Yönü P.T.O Shaft Rotation	Yeni Güç (Nm) New Torque (Nm)
GBKM22UF43	2	1.83	2	Havalı Pneumatic	Sağ-right Sol-left	350

812* RPM is just for gearbox of KAMAZ 15-100 10 MARCE/SPEED

KAZEL HYDRAULIC EQUIPMENTS

TECHNICAL DATA
TEKNİK DATALAR

POWER TRANSFER GROUP
GÜÇ AKTARMA GRUBU

ZF-2 PTO AXOR (KZL PTO 13)

ZF-2 PTO AXOR (KZL PTO 13)

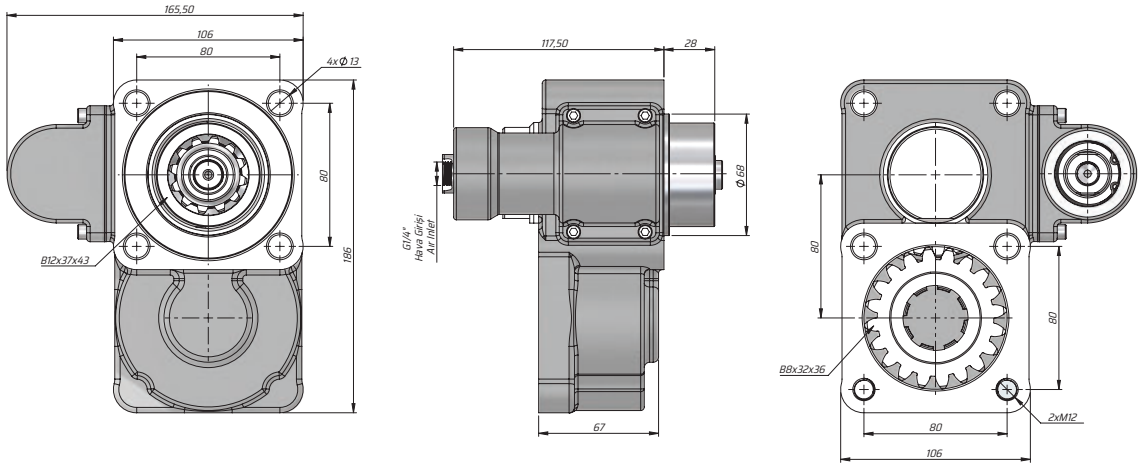

Kod Code	Havalı Çalışma Basıncı Pneumatical Working Pressure	Kontrol Sistemi Control System	Çevrim Oranı Ratio	Çıkış Tork Outlet Torque		Güç Power		Çıkış Hızı Output Speed	Dönüş Yönü Direction Of Rotation dev/dak
	Bar			Kgm	Nm	1000 dev/dak (Kw)			
PT2AXS12	7-12	Havalı Pneumatic	1.19	29	284	28.2 Hp	20.7 Kw	700	Sol (Left) CCW

Şanzıman No Gearbox No
6AS-850/6.72, 6S-800 TO/6.58-0.78, 6S-850/6.72-0.79, 6S-850 /6.72-8.51, S5-35/5.64, S5-35/7.65, S5-45/7. 6S 6.32-7.43, S6-36/6.06, S6-36/8.97 + GV36/7.43, S6-36/8.97-1.0

ZF-2 PTO (KZL PTO 01)

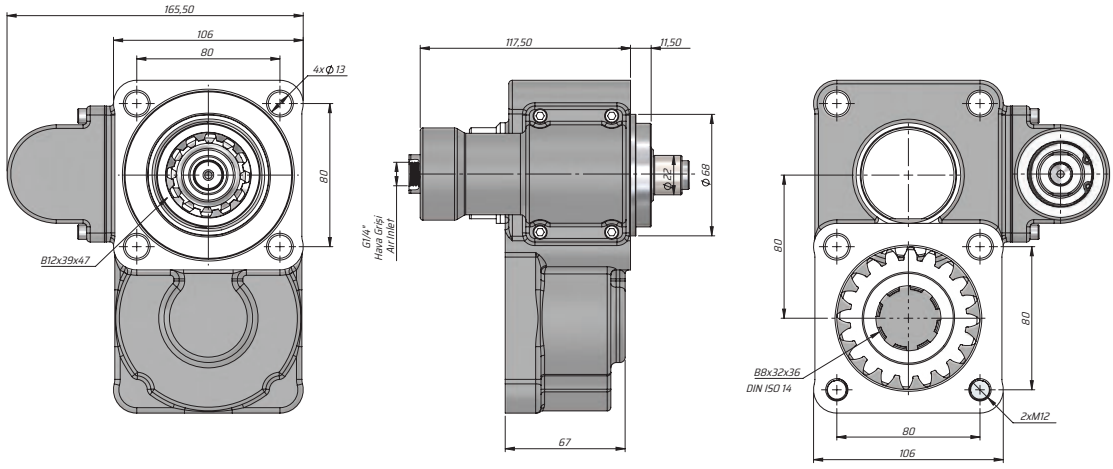

Kod Code	Havalı Çalışma Basıncı Pneumatical Working Pressure	Kontrol Sistemi Control System	Çevrim Oranı Ratio	Çıkış Tork Outlet Torque		Güç Power		Çıkış Hızı Output Speed	Dönüş Yönü Direction Of Rotation dev/dak
	Bar			Kgm	Nm	1000 dev/dak (Kw)			
PT2ZFS12	7-12	Havalı Pneumatic	1.19	29	284	28.2 Hp	20.7 Kw	700	Sol (Left) CCW

Şanzıman No Gearbox No
ZF16S251, ZF16S221, ZF16S151, ZF16S150, ZF16S130, ZF S5/AK/65, ZF S5/AK/120, ZF S5/AK/111, ZF S5/AK/110, ZF S5/AK/92, GP ZF S5/AK/6S-90, GP ZF S5/AK/6S-80, GP ZF S5/AK/6S-70, GP ZF S5/AK/6S-66, GP ZF S5/AK/6S-65, GP ZF S5/ AK/6S-55, GP ZF S5/AK/6S-50, GP ZF S5/ AK/6S-42, GP ZF S5/AK/6S-36, GP ZF S5/AK/6S-35

KAZEL HYDRAULIC EQUIPMENTS

TECHNICAL DATA
TEKNİK DATALAR

POWER TRANSFER GROUP
GÜÇ AKTARMA GRUBU

ZF-2 ALUMINIUM (PTO-14)- (ATEGO 7 HOLE PLATE)

ZF-2 ALÜMİNYUM (PTO-14)-(ATEGO 7 DELİK PLEYT)



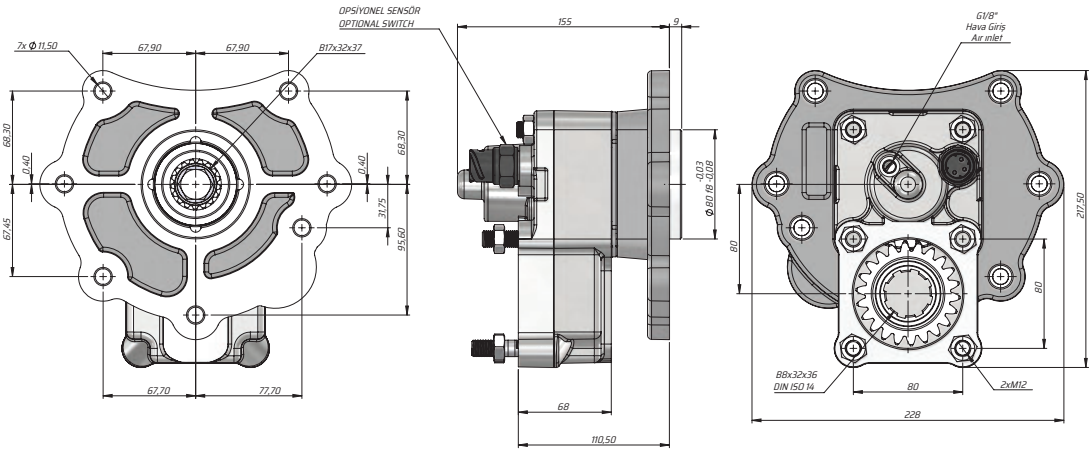

Kod Code	ŞANZIMAN Modeli Gear Box Model	Havalı Çalışma Basıncı Pneumatical Working Pressure	Kontrol Sistemi Control System	Çevrim Oranı Ratio	Çıkış Tork Outlet Torque		Güç Power		Çıkış Hızı Output Speed	Dönüş Yönü Direction Of Rotation
		(Bar)			(Kgm)	(Nm)	(Kw)1000 dev/dak		dev/dak	
PT2ZFAS1260WS	G 60-6/9,2, G 60-6/9, 2 (GC5), G 85-6/6,70 (GC6)	7-12 bar	Havalı Pneumatic	1.35	43.8	300	30 Hp	22 Kw	700	Sol (Left)
PT2ZFAS1260SW										

ZF-2 ALÜMİNYUM (PTO-14)-(ATEGO 6 DELİK PLEYT)



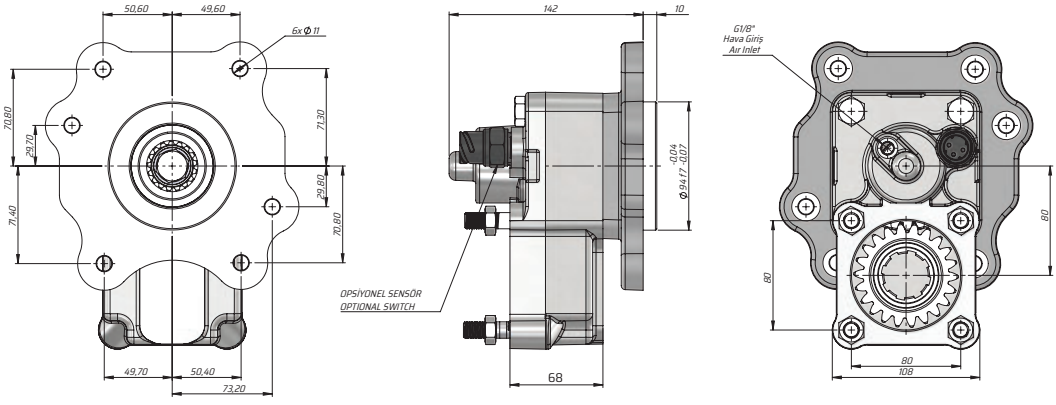

Kod Code	ŞANZIMAN Modeli Gear Box Model	Havalı Çalışma Basıncı Pneumatical Working Pressure	Kontrol Sistemi Control System	Çevrim Oranı Ratio	Çıkış Tork Outlet Torque		Güç Power		Çıkış Hızı Output Speed	Dönüş Yönü Direction Of Rotation
		(Bar)			(Kgm)	(Nm)	(Kw)1000 dev/dak		dev/dak	
PT2ZFAS1256WS	G 56-6 (6,291)	7-12 bar	Havalı Pneumatic	1.35	43.8	300	30 Hp	22 Kw	700	Sol (Left)
PT2ZFAS1256SW										

KAZEL HYDRAULIC EQUIPMENTS

TECHNICAL DATA
TEKNİK DATALAR

POWER TRANSFER GROUP
GÜÇ AKTARMA GRUBU

ZF-2 PTO NH4C ALUMINIUM (PTO-09) - (AXOR)

ZF-2 PTO NH4C ALÜMİNYUM (PTO-09)-(AXOR)



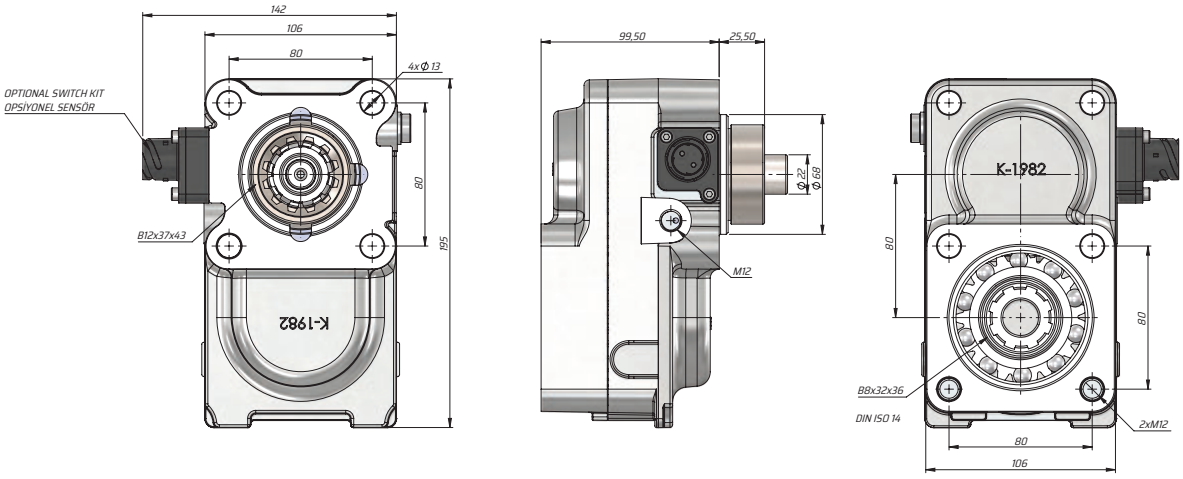

Kod Code	Havalı Çalışma Basıncı Pneumatical Working Pressure	Kontrol Sistemi Control System	Çevrim Oranı Ratio	Çıkış Tork Outlet Torque	Güç Power	Çıkış Hızı Output Speed	Dönüş Yönü Direction Of Rotation
	Bar			Nm	1000 dev/dak (Kw)	dev/dak	
PT2NHAXS12WS	7-12	Havalı Pneumatic	1.28	430	55	1280	Sol left
PT2NHAXS12SW							

Şanzıman No Gearbox No
ZF16S251-221-151-150-130,ZFS5/ AK/6S-120-111-110-92,GPZFS5/AK/6S-90 80-70-66-65-55-50 42-36-35/ ZF 9S 75/ 9S109/16S109/ ZF AK 680/AK 690/S680/S690

ZF-2 PTO NH4C ALÜMİNYUM (PTO-09)

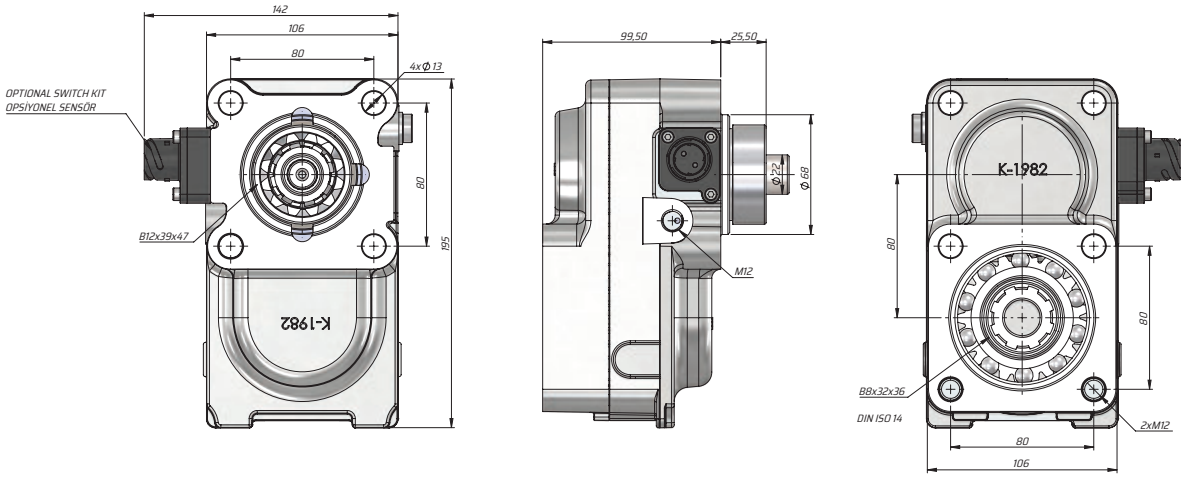

Kod Code	Havalı Çalışma Basıncı Pneumatical Working Pressure	Kontrol Sistemi Control System	Çevrim Oranı Ratio	Çıkış Tork Outlet Torque	Güç Power	Çıkış Hızı Output Speed	Dönüş Yönü Direction Of Rotation
	Bar			Nm	1000 dev/dak (Kw)	dev/dak	
PT2NHS12WS	7-12	Havalı Pneumatic	1.28	430	55	1280	Sol left
PT2NHS12SW							

Şanzıman No Gearbox No
ZF16S251-221-151-150-130,ZFS5/, AK/6S-120-111-110-92,GPZFS5/AK/6S-90 80-70-66-65-55-50 42-36-35/ ZF 95 75/ 9S109/16S109/ ZF AK 680/AK 690/S680/S690

KAZEL HYDRAULIC EQUIPMENTS

TECHNICAL DATA
TEKNİK DATALAR

POWER TRANSFER GROUP
GÜÇ AKTARMA GRUBU

PTO-14-(ATOGO)

PTO-14-(ATOGO)



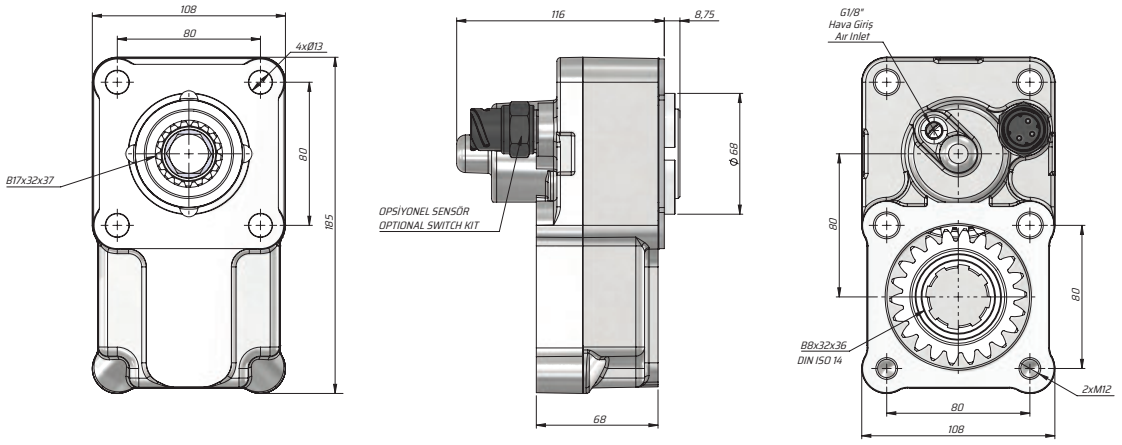

Kod Code	ŞANZIMAN Modeli Gear Box Model	Havalı Çalışma Basıncı Pneumatical Working Pressure	Kontrol Sistemi Control System	Çevrim Oranı Ratio	Çıkış Tork Outlet Torque	Güç Power	Çıkış Hızı Output Speed	Dönüş Yönü Direction Of Rotation	Ağırlık Weight
		Bar			Nm	1000 dev/dak (Kw)	dev/dak		Kg
PT2SNRA12W5	ZF	7-12	Havalı Pneumatic	1.35	300	40 Kw	1350	Sol (Left)	4.5
PT2SNRA12SW									

***(SW)-Switch**

PTO 14-1 ISO ALÜMİNYUM KAPAK MONTAJ



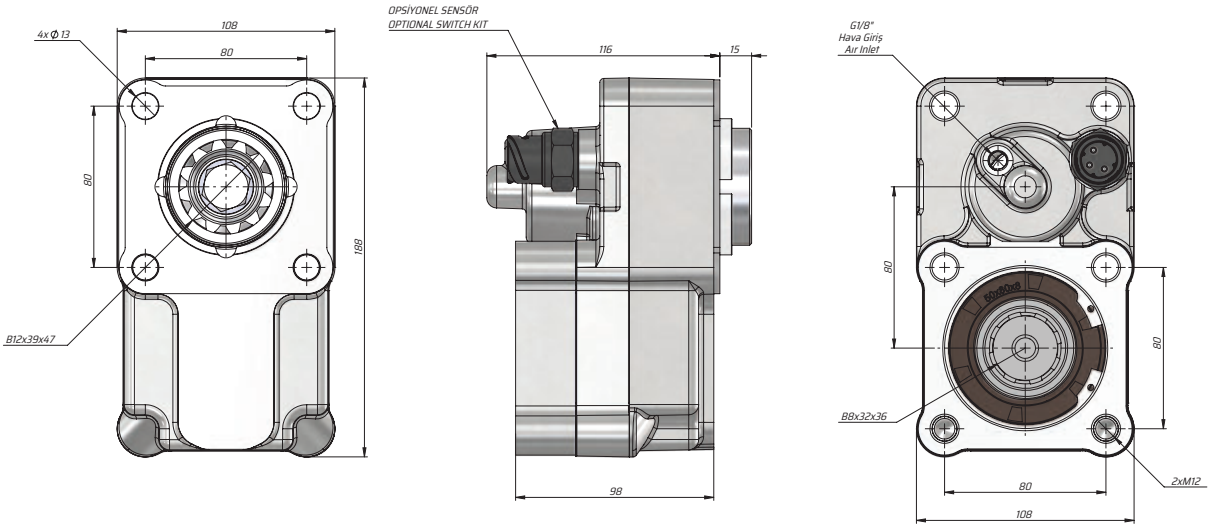

Kod Code	Şanzıman Model Gear Box Model	Havalı Çalışma Basıncı Pneumatical Working Pressure	Kontrol Sistemi Control System	Çevrim Oranı Ratio	Çıkış Tork Outlet Torque	Güç Power	Çıkış Hızı Output Speed	Dönüş Yönü Direction Of Rotation	Ağırlık Weight
		Bar			Nm	1000 dev/dak (Kw)	dev/dak		Kg
PT2ZFAS12WSCT	ZF	7-12	Havalı Pneumatic	1.35	300	40 Kw	1350	Sol (Left)	4.5
PT2ZFAS12SWCT									

KAZEL HYDRAULIC EQUIPMENTS

TECHNICAL DATA
TEKNİK DATALAR

POWER TRANSFER GROUP
GÜÇ AKTARMA GRUBU

ZF-2 PTO ALUMINIUM (PTO-14)- (SAE B COUPLED)

ZF-2 PTO ALÜMİNYUM (PTO-14)-(SAE B AKUPLE)



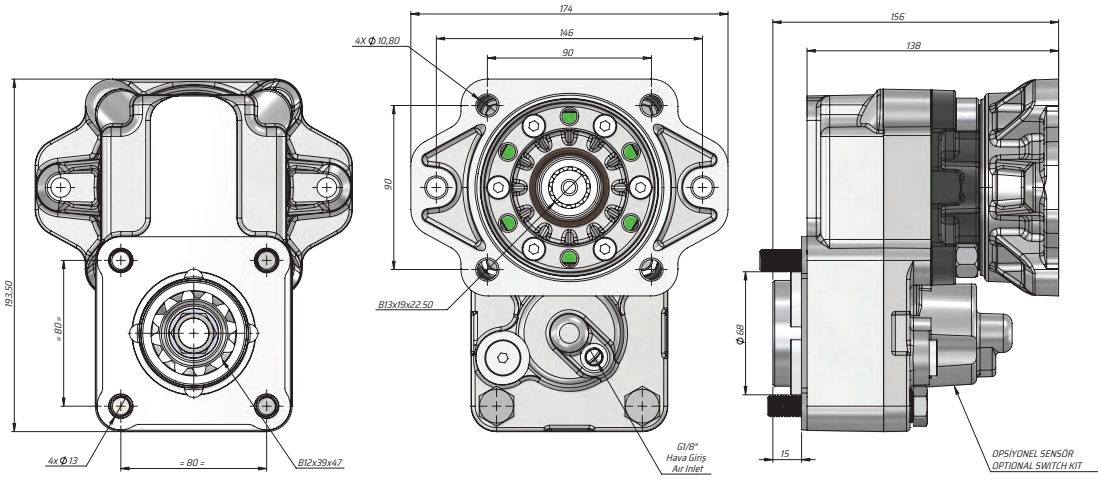

Kod Code	ŞANZIMAN Modeli Gear Box Model	Havalı Çalışma Basıncı Pneumatical Working Pressure	Kontrol Sistemi Control System	Çevrim Oranı Ratio	Çıkış Tork Outlet Torque	Güç Power	Çıkış Hızı Output Speed	Dönüş Yönü Direction Of Rotation	Ağırlık Weight
		Bar			Nm	1000 dev/dak (Kw)	dev/dak		Kg
PT2ZFAS12WS	ZF	7-12	Havalı Pneumatic	1.35	300	40 Kw	1350	Sol (Left)	4.5
PT2ZFAS12SW									

ZF-2 PTO ALÜMİNYUM (PTO-14)



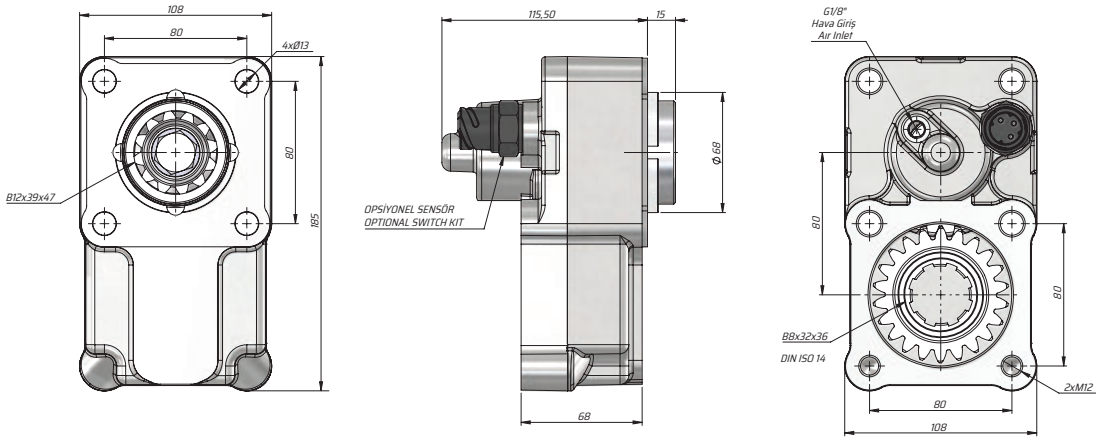

Kod Code	Havalı Çalışma Basıncı Pneumatical Working Pressure	Kontrol Sistemi Control System	Çevrim Oranı Ratio	Çıkış Tork Outlet Torque	Güç Power	Çıkış Hızı Output Speed	Dönüş Yönü Direction Of Rotation	Ağırlık Weight
	Bar			Nm	1000 dev/dak (Kw)	dev/dak		Kg
PT2ZFAS12WS	7-12	Havalı Pneumatic	1.35	300	40 Kw	1350	Sol (Left)	4.5
PT2ZFAS12SW								

(1) Sol-Left
(2)Sağ-Right

Şanzıman No Gearbox No
ZF16S251-221-151-150-130,ZFS5/ AK/6S-120-111-110-92,GPZFS5/AK/6S-90 80-70-66-65-55-50 42-36-35/ ZF 9S 75/ 9S109/16S109/ ZF AK 680/AK 690/S680/S690

KAZEL HYDRAULIC EQUIPMENTS

TECHNICAL DATA
TEKNİK DATALAR

POWER TRANSFER GROUP
GÜÇ AKTARMA GRUBU

SPLITTER BOX

SPLITTER BOX



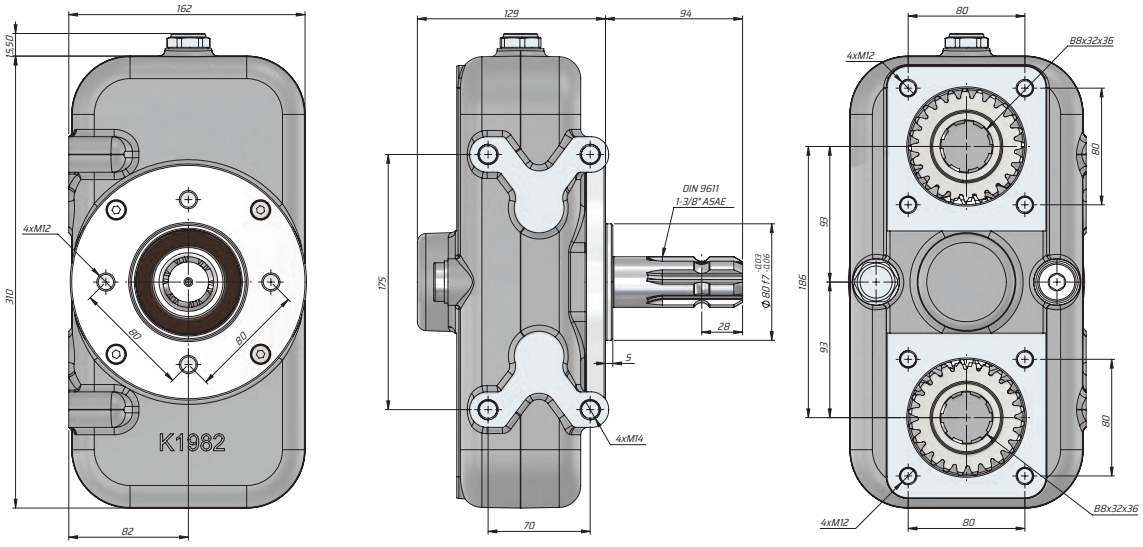

Kod / Code	PT2SBSF2	
Dişli Oranı-Gear Ratio	1:1.54	
Sürekli Giriş Torku-Continuous Input Torque	Nm	700
Maksimum Giriş Torku-Max.Input Torque		1000
Sürekli Çıkış Torku-Continuous Output Torque		230
Maksimum Çıkış Torku-Max.Output Torque		320
Yağlama Yağı Aralıklı Çalışma-Lubrication Oil Intermittent Operation	l	0.5
Ağırlık-Weight	Kg	20

IVECO PTO-11 (TÜM DİYAGRAMLI)

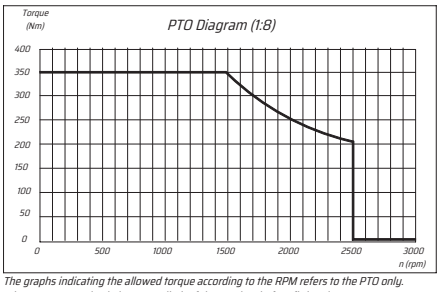

The graphs indicating the allowed torque according to the RPM refers to the PTO only.
It is necessary to check the torque limit of the gearbox before fitting the PTO.

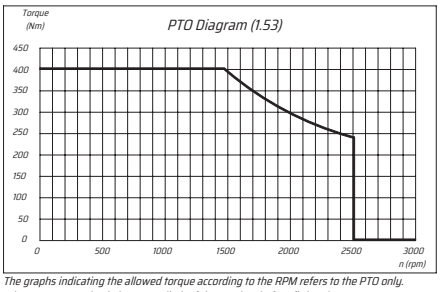

The graphs indicating the allowed torque according to the RPM refers to the PTO only.
It is necessary to check the torque limit of the gearbox before fitting the PTO.

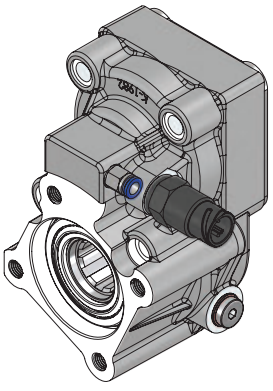

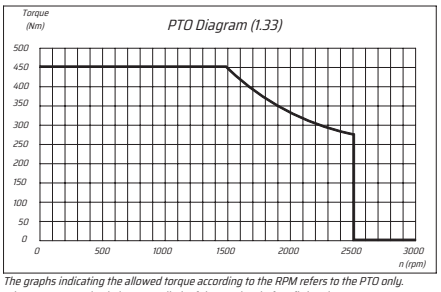

The graphs indicating the allowed torque according to the RPM refers to the PTO only.
It is necessary to check the torque limit of the gearbox before fitting the PTO.

(SW)-Switch
(WS)-Without Switch

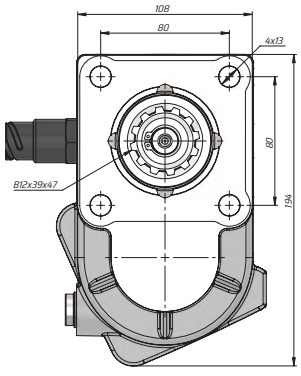

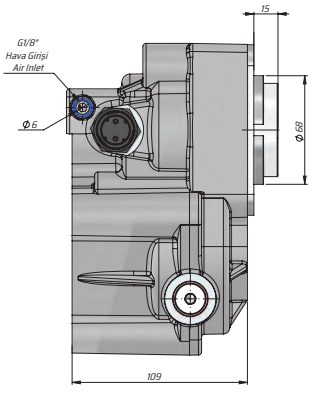

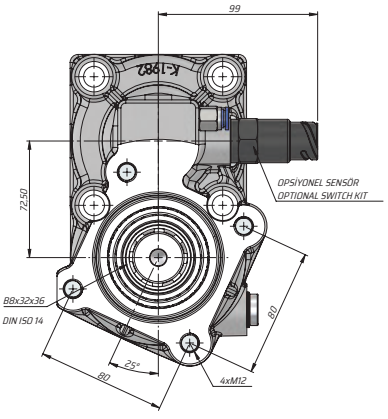

Şanzıman No / Gearbox No ZF16S251-221-151-150-130,ZFS5/ AK/6S-120-111-110-92,GPZFS5/AK/6S-90 80-70-66-65-55-50 42-36-35/ ZF 9S 75/ 9S109/16S109/ ZF AK 680/AK 690/S680/S690					
PTO Code	Ratio	Version	Max torque	Mounting side	Rotation
PT2VCS18SW	1.8	17	350	Rear	Ccw
PT2VCS18WS					
PT2VCS153SW	1.53		400		
PT2VCS133SW	1.33		450		

(SW)-Switch
(WS)-Without Switch

KAZEL HYDRAULIC EQUIPMENTS

TECHNICAL DATA
TEKNİK DATALAR

POWER TRANSFER GROUP
GÜÇ AKTARMA GRUBU

PTO-11-(NARROW COUPLING)

PTO-11-(DAR KAPLİN)

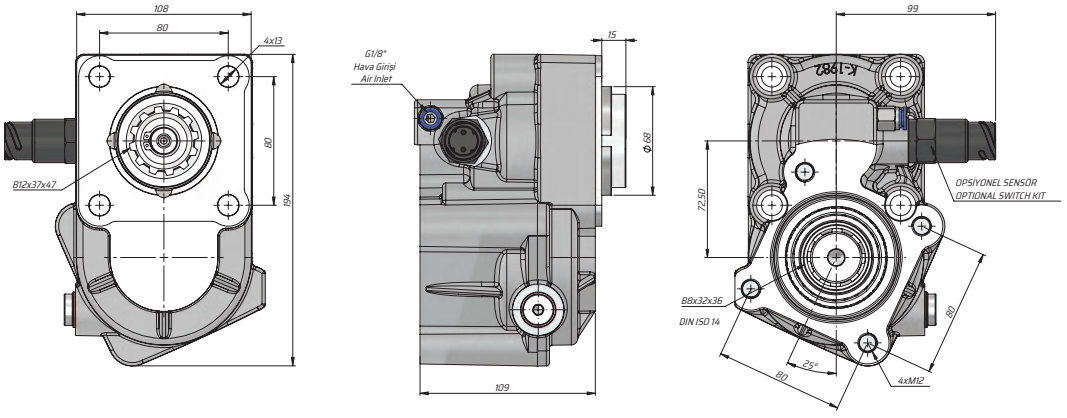

Kod Code	Havalı Çalışma Basıncı Pneumatical Working Pressure (Bar)	Kontrol Sistemi Control System	Çevrim Oranı Ratio	Çıkış Hızı Output Speed (Nm)Tork	Dönüş Yönü Direction Of Rotation
PT2SNR153WS	7-12	Havalı Pneumatic	1.53	400	Sol Left
PT2SNR153SW					
PT2SNR133WS			1.33		
PT2SNR133SW					

(SW)-Switch
(WS)-Without Switch

Şanzıman No Gearbox No
6AS-850/6.72, 6S-800 TO/6.58-0.78, 6S850/6.72-0.79, 6S-850 /6.72-8.51,S5-35/5.64, S5-35/7.65,S5-45/7.65-6.32-7.43,S6-36/ 6.06, S6-36 /8.97 + GV36/7.43, S6-36/8.97-1.0

PTO-11-(EATON KAPLİN)

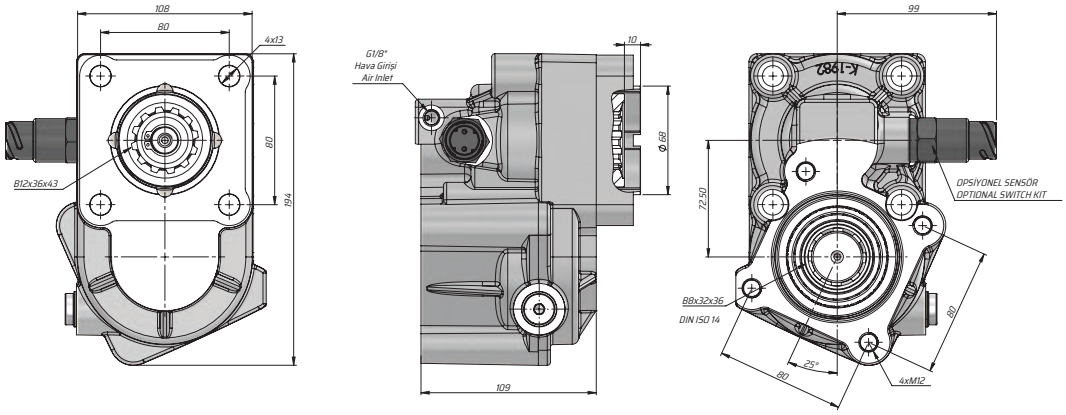

Kod Code	Havalı Çalışma Basıncı Pneumatical Working Pressure (Bar)	ŞANZIMAN Modeli Gear Box Model	Kontrol Sistemi Control System	Çevrim Oranı Ratio	Çıkış Hızı Output Speed (Nm)Tork	Dönüş Yönü Direction Of Rotation
PT2ETN4153WS	7-12	Eaton 4106	Havalı Pneumatic	1.53	400	Sol Left
PT2ETN4153SW						
PT2ETN4133WS				1.33		
PT2ETN4133SW						

(SW)-Switch

KAZEL HYDRAULIC EQUIPMENTS

TECHNICAL DATA
TEKNİK DATALAR

POWER TRANSFER GROUP
GÜÇ AKTARMA GRUBU

PTO-15

PTO-15



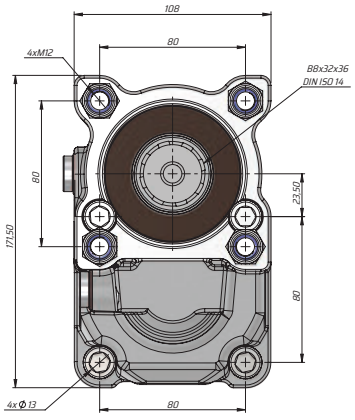

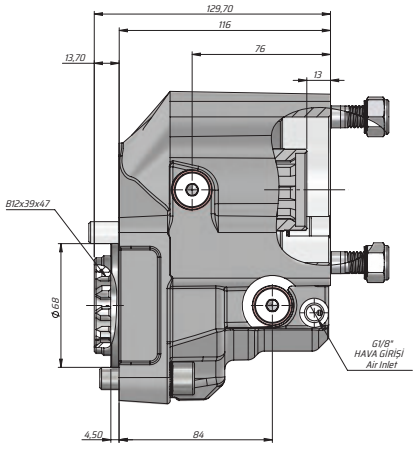

Kod Code	ŞANZIMAN Modeli Gear Box Model	Havalı Çalışma Basıncı Pneumatical Working Pressure	Kontrol Sistemi Control System	Çevrim Oranı Ratio	Çıkış Tork Outlet Torque	Güç Power	Çıkış Hızı Output Speed	Dönüş Yönü Direction Of Rotation	Ağırlık Weight
		Bar			Nm	1000 dev/dak (Kw)	dev/dak		Kg
PT2ZFS131WS	ZF	7-12	Havalı Pneumatic	1.31	250	34 Kw	1310	Sol (Left)	8.2
PT2ZFS131SW									

(SW)-Switch
(WS)-Without Switch

Şanzıman No Gearbox No
ZF 16S 251-221-151-150-130 ZF 55/AK/ 6S 120-111-110-92, GP ZF 55/ K/6S-90-80-70-66 65-55-50 42-36-35/ZF 9S 75/ 9S109/16S10 9/ ZF AK 6 80/AK 6 90 /S6 80/S690, ZF 6S-1000: 694 rpm; ZF 9S-1310: 1273 rpm, ZF 16S-151 TO / 13.8-0.84: 1192/1428 rpm, ZF 16S-1820: 1192/1428 rpm, ZF 16S-2220 TO: 1009/1192 rpm, ZF 16S-2220 TO 192/1428 rpm, ZF 16S 2520: 1192/1428 rp

PTO-15-6S700 (R-1.31)



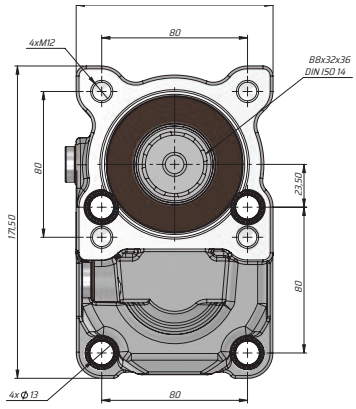

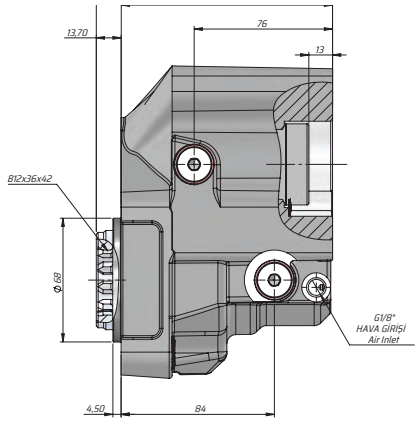

Kod Code	Şanzıman Model Gear Box Model	Havalı Çalışma Basıncı Pneumatical Working Pressure	Kontrol Sistemi Control System	Çevrim Oranı Ratio	Çıkış Tork Outlet Torque	Güç Power	Çıkış Hızı Output Speed	Dönüş Yönü Direction Of Rotation	Ağırlık Weight
		Bar			Nm	1000 dev/dak (Kw)	dev/dak		Kg
PT26S700131WS	ZF	7-12	Havalı Pneumatic	1.31	250	34 Kw	1310	Sol (Left)	8.2
PT26S700131SW									

*(SW)-Switch

KAZEL HYDRAULIC EQUIPMENTS

TECHNICAL DATA
TEKNİK DATALAR

POWER TRANSFER GROUP
GÜÇ AKTARMA GRUBU

PTO 15 6S850 (R-1.31)

PTO 15 6S850 (R-1.31)



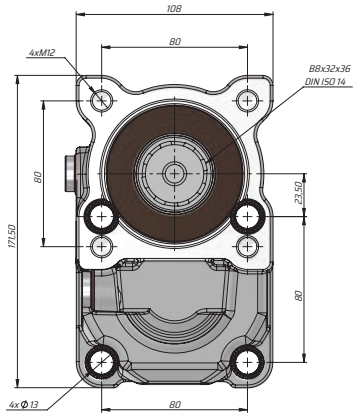

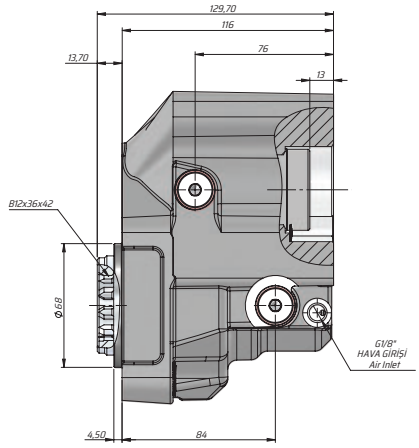

Kod Code	Şanzıman Model Gear Box Model	Havalı Çalışma Basıncı Pneumatical Working Pressure	Kontrol Sistemi Control System	Çevrim Oranı Ratio	Çıkış Tork Outlet Torque	Güç Power	Çıkış Hızı Output Speed	Dönüş Yönü Direction Of Rotation	Ağırlık Weight
		Bar			Nm	1000 dev/dak (Kw)	dev/dak		Kg
PT26S850131WS	ZF	7-12	Havalı Pneumatic	1.31	250	34 Kw	1310	Sol (Left)	8.2
PT26S850131SW									

(SW)-Switch

PTO-15-(4106)-(R1.33)

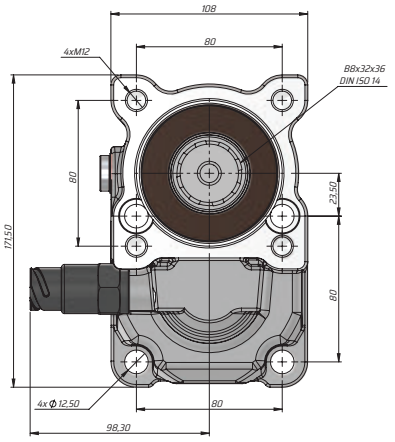

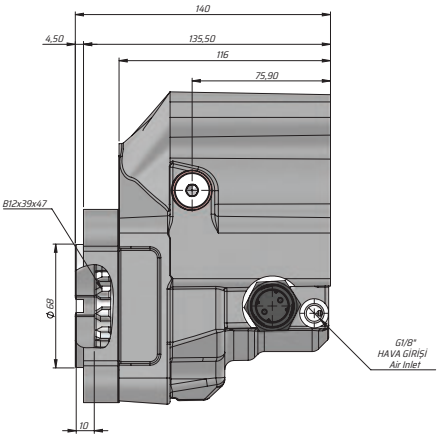

Kod Code	Şanzıman Model Gear Box Model	Havalı Çalışma Basıncı Pneumatical Working Pressure	Kontrol Sistemi Control System	Çevrim Oranı Ratio	Çıkış Tork Outlet Torque	Güç Power	Çıkış Hızı Output Speed	Dönüş Yönü Direction Of Rotation	Ağırlık Weight
		Bar			Nm	1000 dev/dak (Kw)	dev/dak		Kg
PT2ETN4S131WS	EATON 4106	7-12	Havalı Pneumatic	1.31	300	40 Kw	1310	Sol (Left)	8.2
PT2ETN4S131SW									

(SW)-Switch

KAZEL HYDRAULIC EQUIPMENTS

TECHNICAL DATA
TEKNİK DATALAR

POWER TRANSFER GROUP
GÜÇ AKTARMA GRUBU

PTO-15-(6109)-(R1.33)

PTO-15-(6109)-(R1.33)

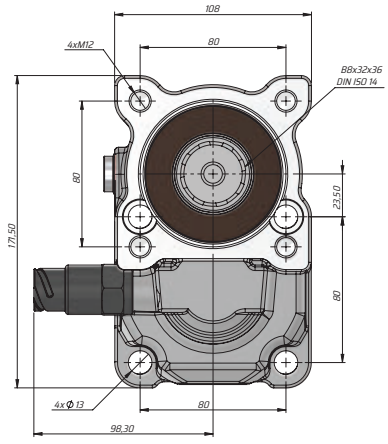

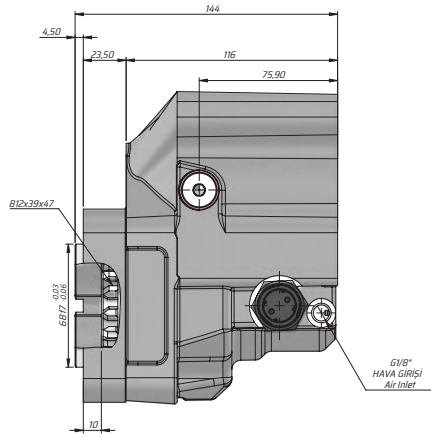

Kod Code	Şanzıman Model Gear Box Model	Havalı Çalışma Basıncı Pneumatical Working Pressure	Kontrol Sistemi Control System	Çevrim Oranı Ratio	Çıkış Tork Outlet Torque	Güç Power	Çıkış Hızı Output Speed	Dönüş Yönü Direction Of Rotation	Ağırlık Weight
		Bar			Nm	1000 dev/dak (Kw)	dev/dak		Kg
PT2ETN6S131WS	EATON 6109	7-12	Havalı Pneumatic	1.31	300	40 Kw	1310	Sol (Left)	82
PT2ETN6S131SW									

(SW)-Switch

PTO-15 ATEGO

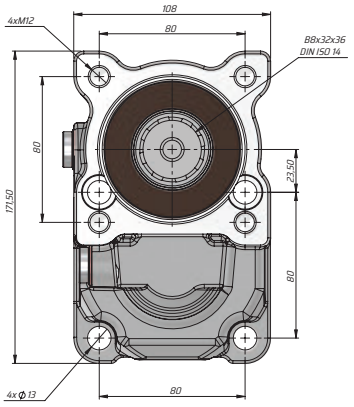

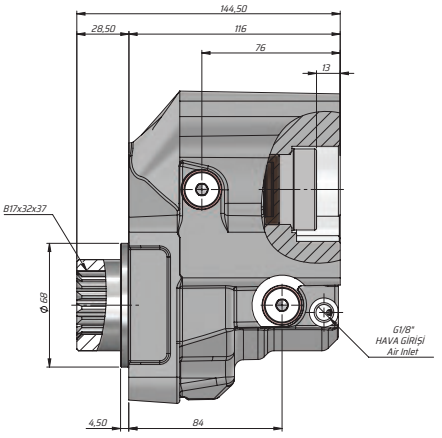

Kod Code	Şanzıman Model Gear Box Model	Havalı Çalışma Basıncı Pneumatical Working Pressure	Kontrol Sistemi Control System	Çevrim Oranı Ratio	Çıkış Tork Outlet Torque	Güç Power	Çıkış Hızı Output Speed	Dönüş Yönü Direction Of Rotation	Ağırlık Weight
		Bar			Nm	1000 dev/dak (Kw)	dev/dak		Kg
PT2ATG131WS	ATEGO	7-12	Havalı Pneumatic	1.31	250	34 Kw	1310	Sol (Left)	8.2
PT2ATG131SW									

KAZEL HYDRAULIC EQUIPMENTS

TECHNICAL DATA
TEKNİK DATALAR

POWER TRANSFER GROUP
GÜÇ AKTARMA GRUBU

ZF-2 FLAT PTO+ATEGO+6 HOLE PLATE MOUNTING

ZF-2 DÜZ PTO+ATEGO+6 DELİK PLEYT MONTAJ

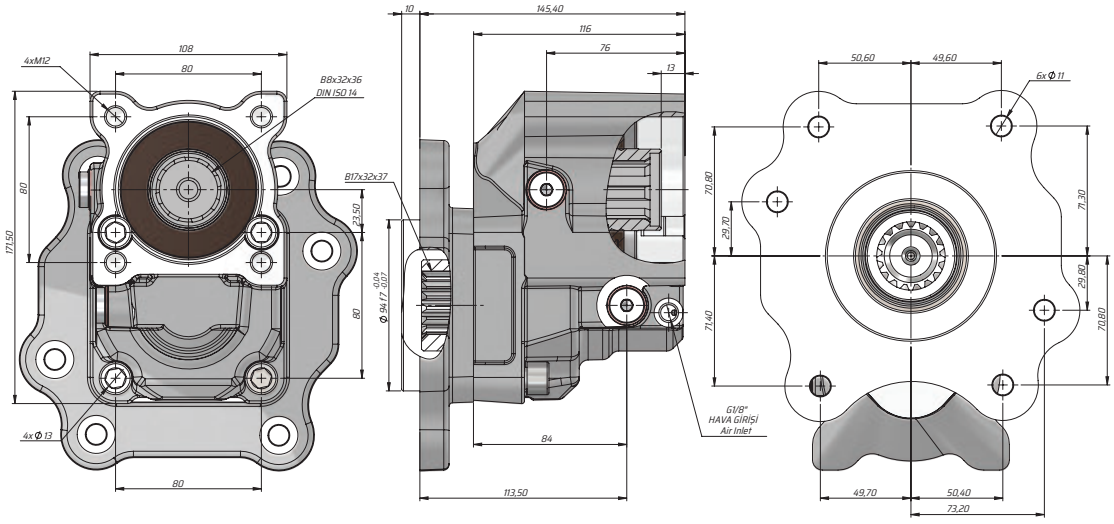

Kod Code	Şanzıman Model Gear Box Model	Havalı Çalışma Basıncı Pneumatical Working Pressure	Kontrol Sistemi Control System	Çevrim Oranı Ratio	Çıkış Tork Outlet Torque	Güç Power	Çıkış Hızı Output Speed	Dönüş Yönü Direction Of Rotation	Ağırlık Weight
		Bar			Nm	1000 dev/dak (Kw)	dev/dak		Kg
PT2ATG131W5PLATGG60	ATEGO	7-12	Havalı Pneumatic	1.31	250	34 Kw	1310	Sol (Left)	8.2
PT2ATG131SWPLATGG60									

PTO-15 AXOR



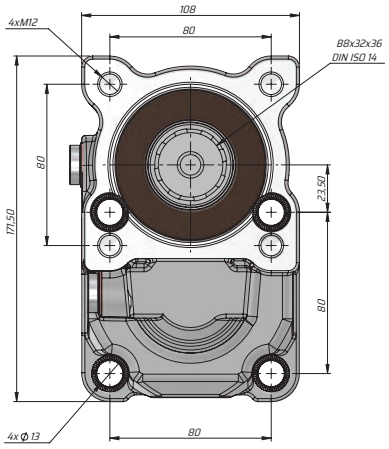

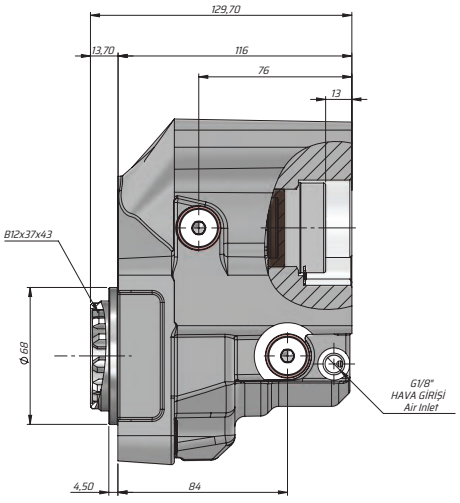

Kod Code	Şanzıman Model Gear Box Model	Havalı Çalışma Basıncı Pneumatical Working Pressure	Kontrol Sistemi Control System	Çevrim Oranı Ratio	Çıkış Tork Outlet Torque	Güç Power	Çıkış Hızı Output Speed	Dönüş Yönü Direction Of Rotation	Ağırlık Weight
		Bar			Nm	1000 dev/dak (Kw)	dev/dak		Kg
PT2AXS131WS	AXOR	7-12	Havalı Pneumatic	1.31	250	34 Kw	1310	Sol (Left)	8.2
PT2AXS131SW									

KAZEL HYDRAULIC EQUIPMENTS

TECHNICAL DATA
TEKNİK DATALAR

POWER TRANSFER GROUP
GÜÇ AKTARMA GRUBU

CHELSEA 13T MILLED INSTALLATION

CHELSEA 13T FREZELİ MONTAJ

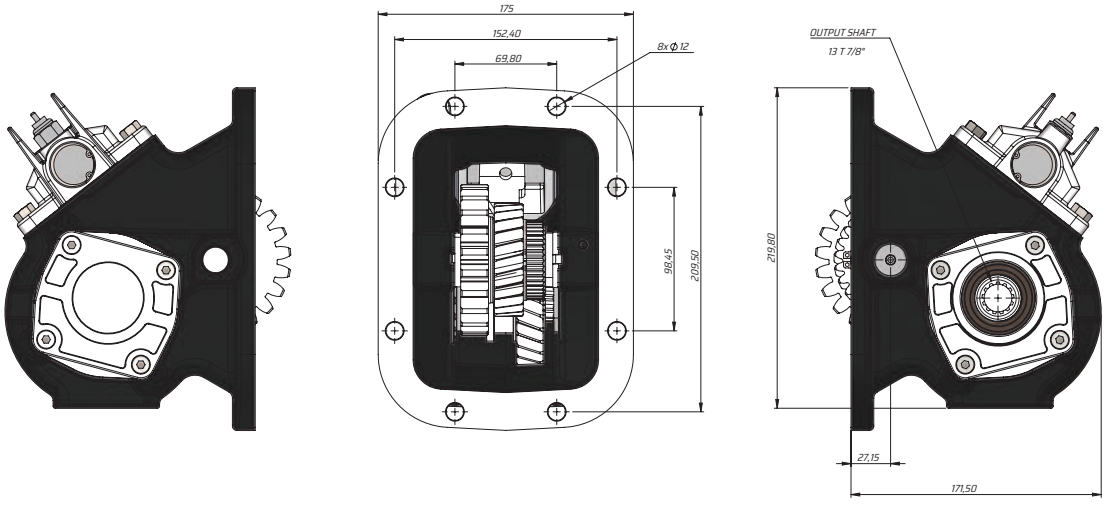

Aralıklı Tork Intermittent Torque	Vites tipi Shift type	Güç Out Power	Ürün Serisi Product Series	Yağlayıcı Lubricant	Çıkış Mili Tipi Output Shaft Type	Mil Gücü Shaft Power	Sürekli Tork Continuous Torque
201 to 300 lb-ft, 301 to 400 NM	Direct Mount	46 to 55 HP 31 to 40 kW	489	No Pressure Lube Pressure Lube	SAE B (7/8" - 13 T) Pump Spline	24 HP (500 RPM),48 HP (1000 RPM), 18 kW (500 RPM),36 kW (1000 RPM)	De-Rate Torque Rating 30% (Check Application Pages for Actual Torque Ratings)

CHELSEA 13T FREZELİ MONTAJ+ALÜMİNYUM KAPAK

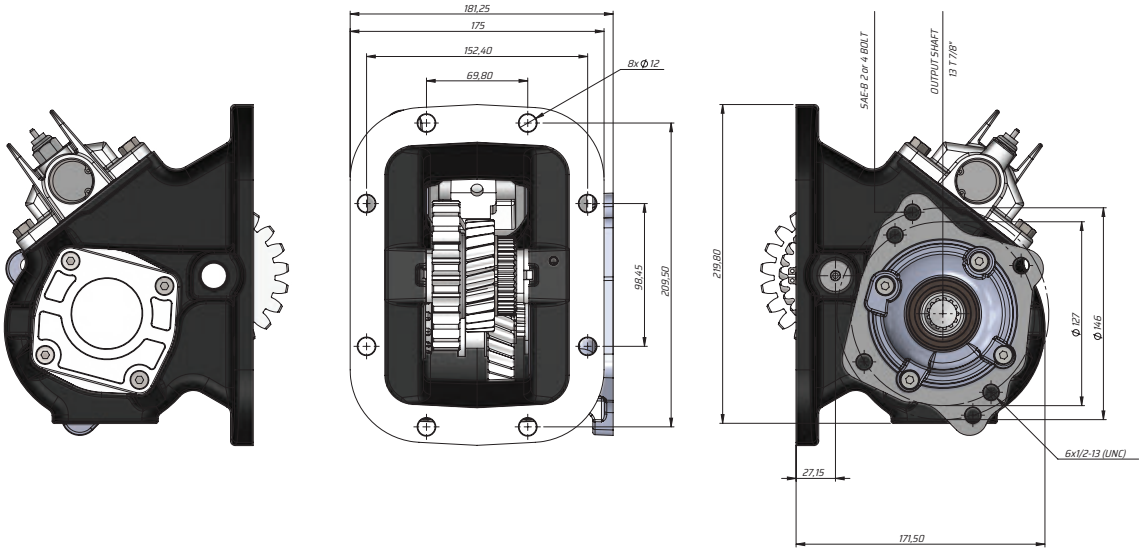

Aralıklı Tork Intermittent Torque	Vites tipi Shift type	Güç Out Power	Ürün Serisi Product Series	Yağlayıcı Lubricant	Çıkış Mili Tipi Output Shaft Type	Mil Gücü Shaft Power	Sürekli Tork Continuous Torque
201 to 300 lb-ft, 301 to 400 NM	Direct Mount	46 to 55 HP 31 to 40 kW	489	No Pressure Lube Pressure Lube	SAE B (7/8" - 13 T) Pump Spline	24 HP (500 RPM),48 HP (1000 RPM), 18 kW (500 RPM),36 kW (1000 RPM)	De-Rate Torque Rating 30% (Check Application Pages for Actual Torque Ratings)

KAZEL HYDRAULIC EQUIPMENTS

TECHNICAL DATA
TEKNİK DATALAR

POWER TRANSFER GROUP
GÜÇ AKTARMA GRUBU

SHORT REDUCER TRANSFER

KISA REDÜKTÖR AKTARMA

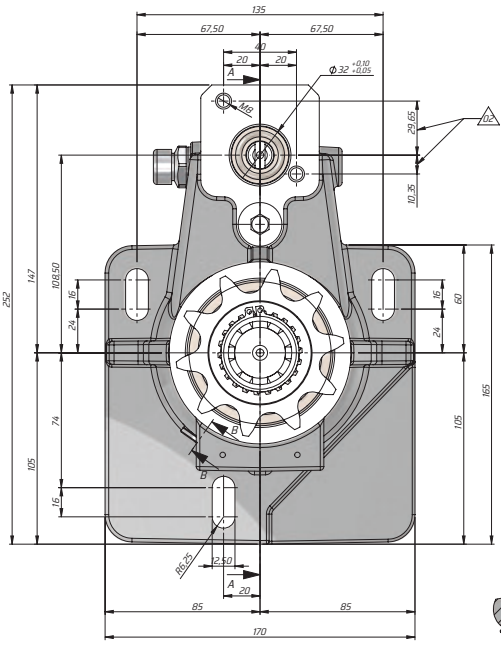

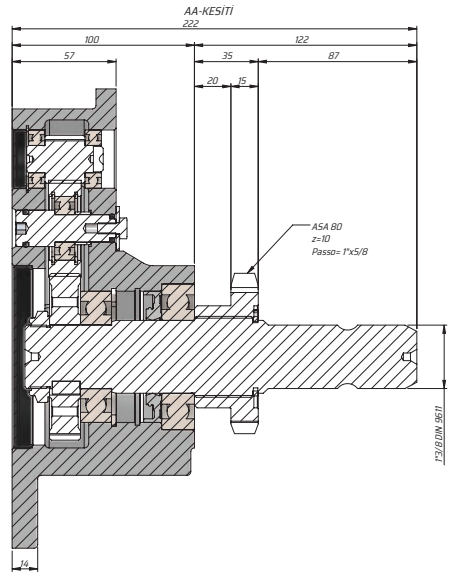

BB-KESİTİ

UZUN REDÜKTÖR AKTARMA

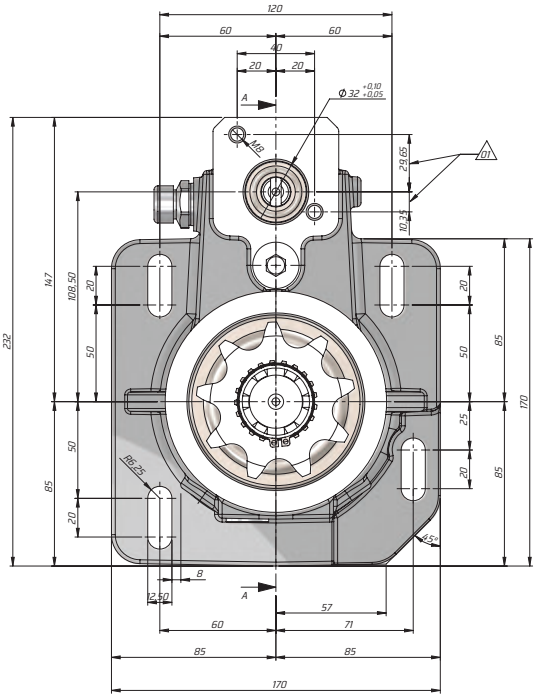

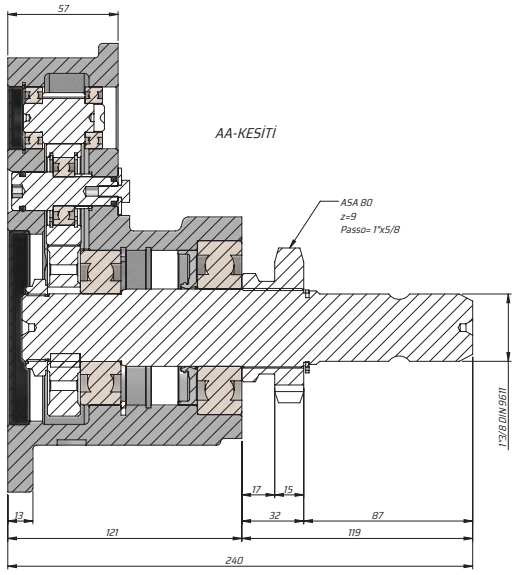

ISO SAE B ASSEMBLY
(13 TEETH) -KZL EVSAT 21

ISO SAE B MONTAJ (13 DİŞ)-KZL EVSAT 21

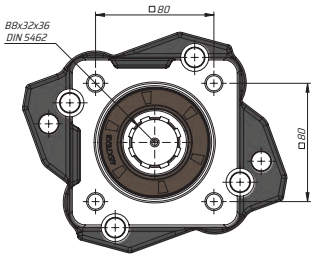

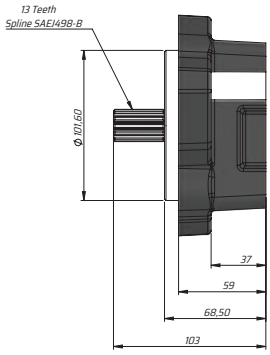

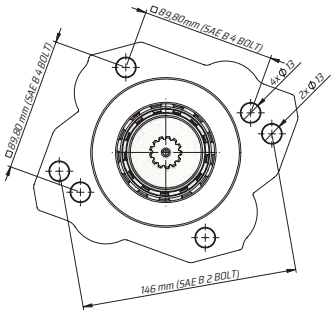

ISO SAE B ASSEMBLY
(15 TEETH) -KZL EVSAT 22

ISO SAE B MONTAJ (15DİŞ)-KZL EVSAT 22

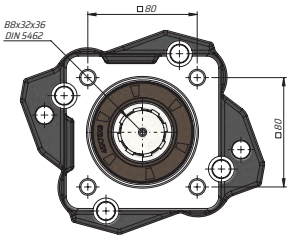

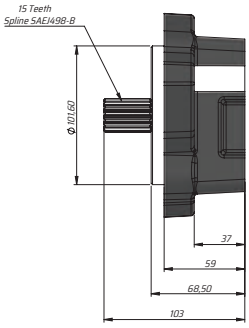

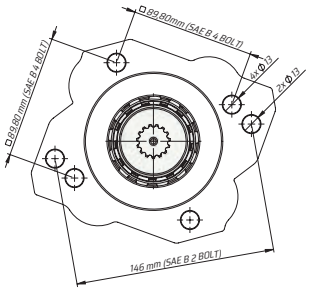

MERCEDES G131...-330



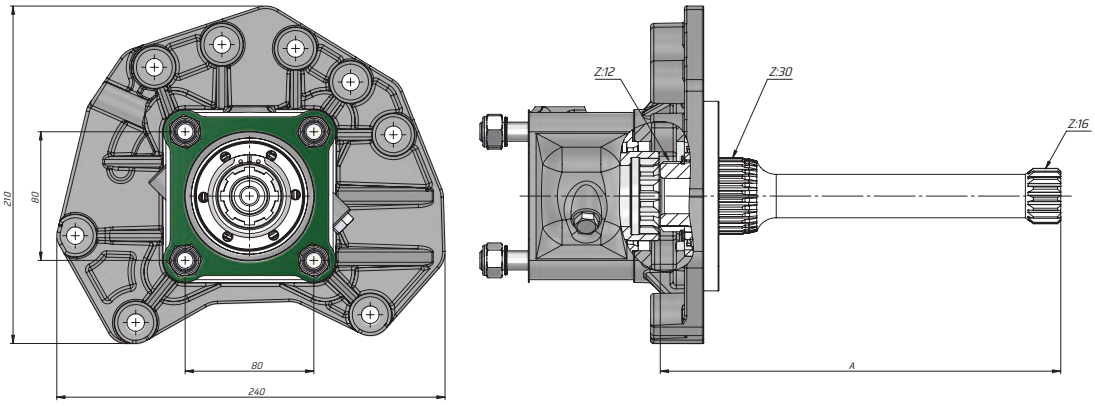

Kod Code	Şanzıman Tipi Gearbox Type	Uzunluk Leght		Mercedes Orjinal PTO'suz Kardan Şaft Uzunluğu Original Mercedes Shaft Lenght Without
		A	B	
CSMCG131249	G 131...G 330	249	265	210
CSMCG116253	G 281-12 POWERSHIFT 3	253	269	214
CSMCG131275	G 131... 330 + RETARDER	275	291	235
CSMCG281266	G 281-12 POWERSHIFT 3	266	282	226
CSMCG281294	G 281-12 POWERSHIFT 3 AQUATARDER	294	310	250

KAZEL HYDRAULIC EQUIPMENTS

TECHNICAL DATA
TEKNİK DATALAR

POWER TRANSFER GROUP
GÜÇ AKTARMA GRUBU

PTO 06 +PTO 08 PLATE

PTO 06 +PTO 08 PLEYT

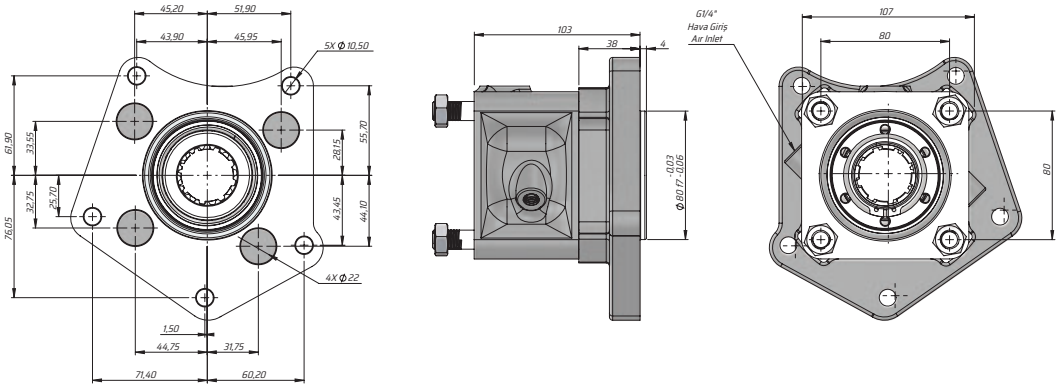

Kod Code	Havalı Çalışma Basıncı Pneumatical Working Pressure (Bar)	Kontrol Sistemi Control System	Çıkış Tork Outlet Torque (Kgm)	Çıkış Tork Outlet Torque (Nm)	Güç Power (Kw)1000 dev/dak	Güç Power (Kw)1000 dev/dak	Devir Speed dev/dak	Oran Ratio	Bağlantı Mounting	Ağırlık Weight
PT1ATS17PL80AT47	7-12 bar	Havalı/Pneumatic	57	230	35 Hp	25.7 Kw	1000 rpm	1/1,12	Kuyruk/Rear	6.5 Kg

Ana Şanzıman Main Transmission	Kullanılan Bazı Araçlar Some Tools Used
G3 / 32, 36, 40, 45, 50, 55, 60, 61	315-352-362-383-609-710-712-809-812-813-814 817-913-1017-1113-1114-1213-1216-1318-1618

VOLVO AR-SR KİT MONTAJ

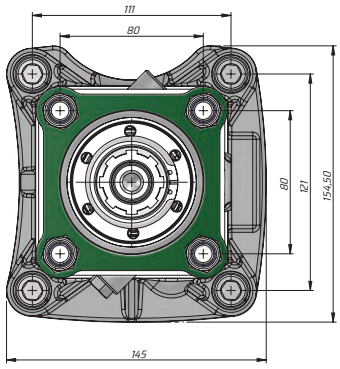

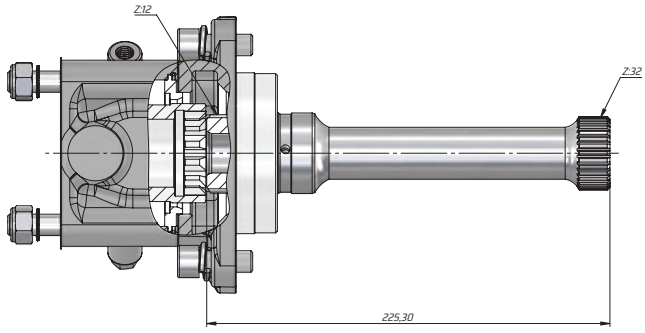

Kod Code	Şanzıman Tipi Gearbox Type
PT1ZFS12AT2412C225	AT2412C...AT03112C

KAZEL HYDRAULIC EQUIPMENTS

TECHNICAL DATA
TEKNİK DATALAR

POWER TRANSFER GROUP
GÜÇ AKTARMA GRUBU

SCANIA GRS905 SIDE MODULE

SCANIA GRS905 YAN MODÜL

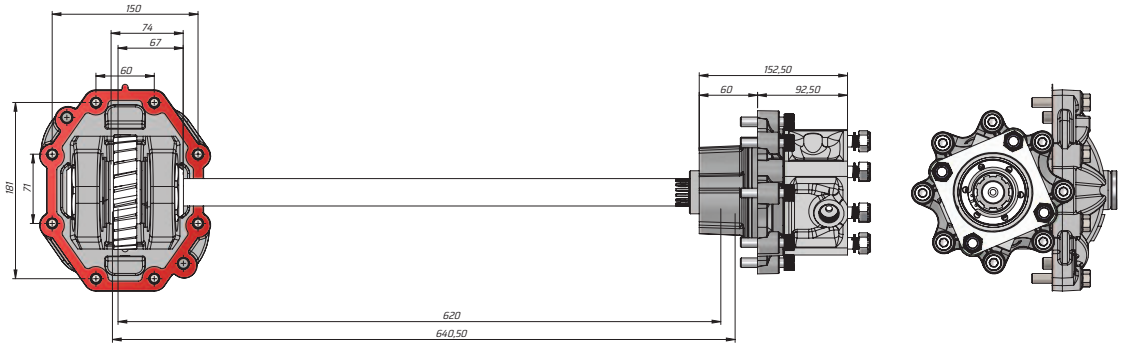

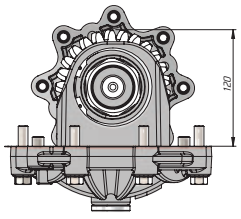

Kod Code	Şanzıman Modeli Gear Box Model	Shaft ratio shaft ratio	Torque Tork	Assembly	Dönüş Yönü	Ağırlık
GBSCGRS905R	GR905-GRS905	1:1.28/1:1.58	700	Sağ Kuyruk Right Rear	Sol /Left	23 Kg

Kod Code	**Şanzıman Modeli** Gear Box Model	**Tork** Torque	**Montaj** Assembly	**Dönüş Yönü** Direction Of Rotation	**Ağırlık** Weight
GBSCGRS905R	GR905-GRS905	436	Sağ Kuyruk Right Rear	Sol /Left	23 Kg

KAZEL HYDRAULIC EQUIPMENTS

TECHNICAL DATA
TEKNİK DATALAR

POWER TRANSFER GROUP
GÜÇ AKTARMA GRUBU

ZF PTO-(PTO-02)

ZF PTO-(PTO-02)

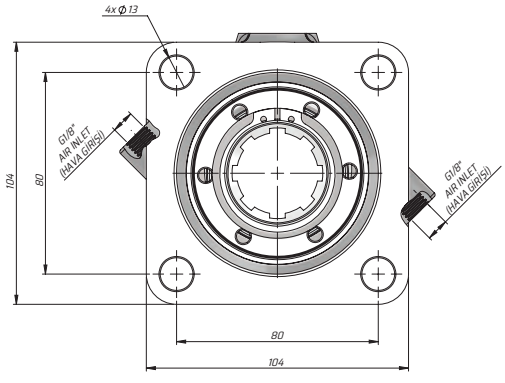

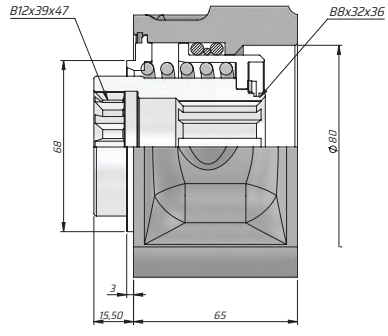

Kod Code	Havalı Çalışma Basıncı Pneumatical Working Pressure	Kontrol Sistemi Control System	Çıkış Tork Outlet Torque		Güç Power		Çıkış Hızı Output Speed
	Bar		(Kgm)	Nm	1000 dev/dak (Kw)		dev/dak
PT1ZFS12	7-12	Havalı Pneumatic	57	230	35 Hp	25.7 Kw	500

Şanzıman No Gearbox No
ZF16S251-221-151-150-130,ZFS5/ AK/6S-120-111-110-92,GPZFS5/AK/6S-90 80-70-66-65-55-50 42-36-35/ ZF 9S 75/ 9S109/16S109/ ZF AK 680/AK 690/S680/S690

ZF PTO-(PTO-04)-(AXOR-ACTROS)

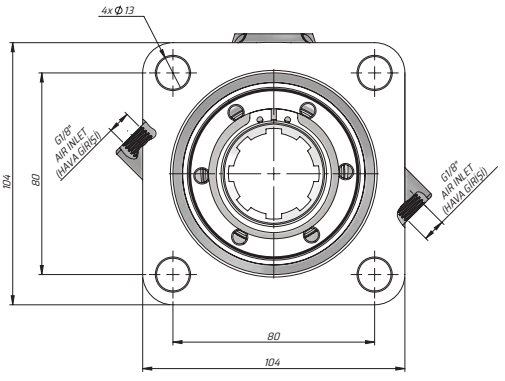

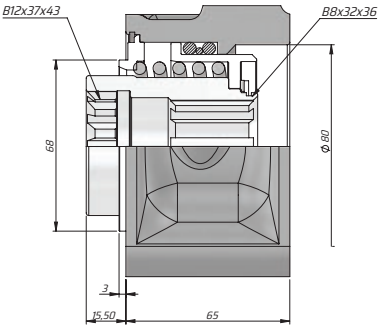

Kod Code	Havalı Çalışma Basıncı Pneumatical Working Pressure	Kontrol Sistemi Control System	Çıkış Tork Outlet Torque		Güç Power		Çıkış Hızı Output Speed
	Bar		(Kgm)	Nm	1000 dev/dak (Kw)		dev/dak
PT1AXS12S	7-12	Havalı Pneumatic	57	230	35 Hp	25.7 Kw	500
PT1ACS12S							

* (AX) - Axor
(AC) - Actros

Şanzıman No Gearbox No
6AS-850/6.72, 6S-800 TO/6.58-0.78, 6S-850/6.72-0.79, 6S-850 /6.72-8.51,S5-35/5.64, S5-35/7.65,S5-45/7.65-6.32-7.43,S6-36/6.06, S6-36 /8.97 + GV36/7.43,S6-36/8.97-1.0

KAZEL HYDRAULIC EQUIPMENTS

TECHNICAL DATA
TEKNİK DATALAR

POWER TRANSFER GROUP
GÜÇ AKTARMA GRUBU

ZF PTO-(PTO-07)-(SWICH)

ZF PTO-(PTO-07)-(SWICH)

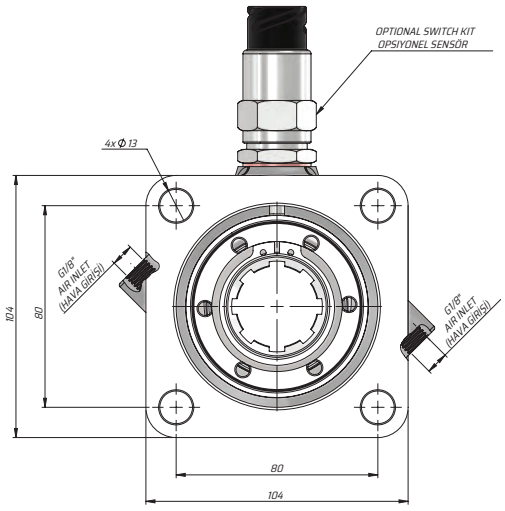

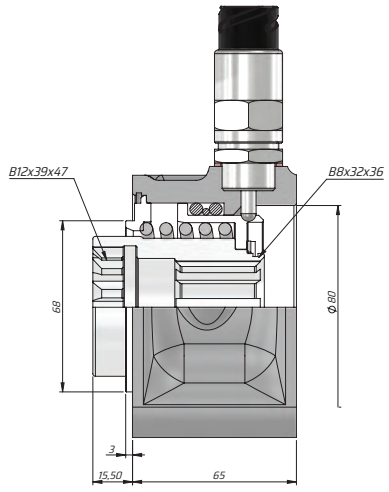

Kod Code	Havalı Çalışma Basıncı Pneumatical Working Pressure	Kontrol Sistemi Control System	Çıkış Tork Outlet Torque		Güç Power		Çıkış Hızı Output Speed
	Bar		(Kgm)	Nm	1000 dev/dak (Kw)		dev/dak
PT1ZFS12(SW)	7-12	Havalı Pneumatic	57	230	35 Hp	25.7 Kw	500

*(SW)-Switch

Şanzıman No Gearbox No
6AS-850/6.72, 6S-800 TO/6.58-0.78, 6S- 850/6.72-0.79, 6S-850 /6.72-8.51,S5-35/5.64, S5-35/7.65,S5-45/7.65-6.32-7.43,S6-36/6.06, S6-36 /8.97 + GV36/7.43, S6-36/8.97-1.0

ZF PTO-(PTO-12)-(AXOR)

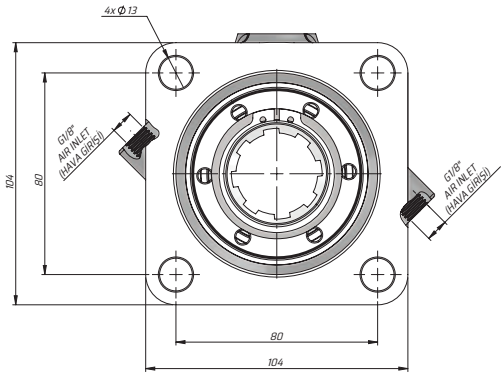

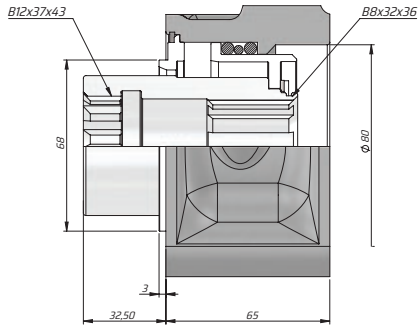

Kod Code	Havalı Çalışma Basıncı Pneumatical Working Pressure	Kontrol Sistemi Control System	Çıkış Tork Outlet Torque		Güç Power		Çıkış Hızı Output Speed
	Bar		(Kgm)	Nm	1000 dev/dak (Kw)		dev/dak
PT1AXS12L	7-12	Havalı Pneumatic	57	230	35 Hp	25.7 Kw	500

Şanzıman No Gearbox No
6AS-850/6.72, 6S-800 TO/6.58-0.78, 6S-850/6.72-0.79, 6S-850 /6.72-8.51,S5-35/5.64, S5-35/7.65,S5-45/7.65-6.32-7.43,S6-36/6.06, S6-36 /8.97 + GV36/7.43, S6-36/8.97-1.0

KAZEL HYDRAULIC EQUIPMENTS

TECHNICAL DATA
TEKNİK DATALAR

POWER TRANSFER GROUP
GÜÇ AKTARMA GRUBU

ZF PTO-(PTO-05)-(VOLVO)

ZF PTO-(PTO-05)-(VOLVO)

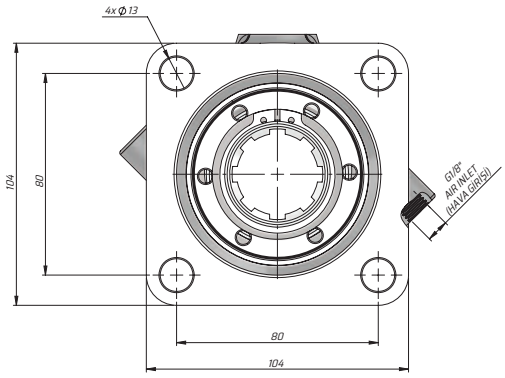

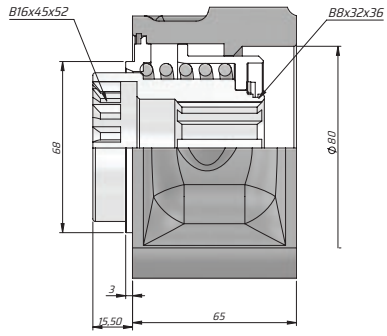

Kod Code	Şanzıman Model Gear Box Model	Havalı Çalışma Basıncı Pneumatical Working Pressure	Kontrol Sistemi Control System	Çıkış Tork Outlet Torque		Güç Power		Çıkış Hızı Output Speed
		Bar		Kgm	Nm	1000 dev/dak (Kw)		dev/dak
PT1VLS16	4.90/120/150 6.36/65/70/75/80/90	7-12	Havalı Pneumatic	57	230	35 Hp	25.7 Kw	500

ZF PTO-(PTO-06)-(ATEGO)

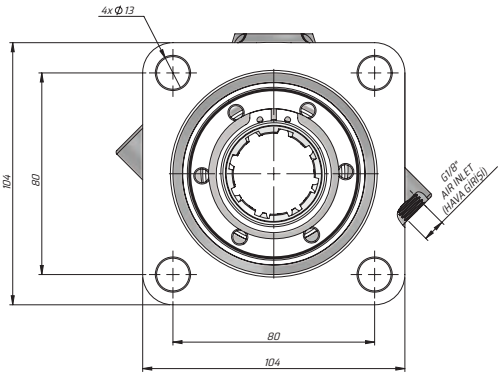

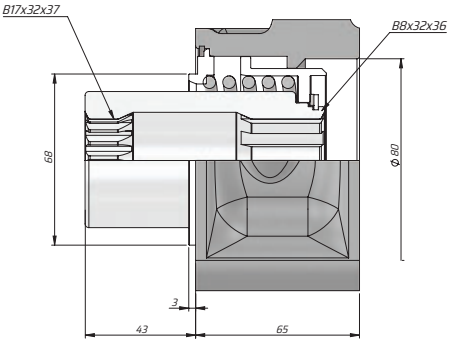

Kod Code	Şanzıman Model Gear Box Model	Havalı Çalışma Basıncı Pneumatical Working Pressure	Kontrol Sistemi Control System	Çıkış Tork Outlet Torque		Güç Power		Çıkış Hızı Output Speed
		Bar		Kgm	Nm	1000 dev/dak (Kw)		dev/dak
PT1ATS17	"4.90/120/150 6.36/65/70/75/80/90"	7-12	Havalı Pneumatic	57	230	35 Hp	25.7 Kw	500

KAZEL HYDRAULIC EQUIPMENTS

TECHNICAL DATA
TEKNİK DATALAR

POWER TRANSFER GROUP
GÜÇ AKTARMA GRUBU

ZF PTO-(PTO-03)

ZF PTO-(PTO-03)

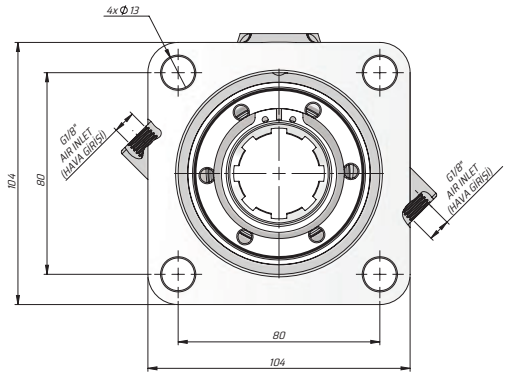

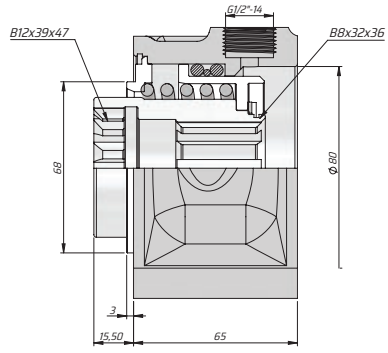

Kod Code	Havalı Çalışma Basıncı Pneumatical Working Pressure	Kontrol Sistemi Control System	Çıkış Tork Outlet Torque		Güç Power		Çıkış Hızı Output Speed
	Bar		(Kgm)	Nm	1000 dev/dak (Kw)		dev/dak
PT1ZFAS12	7-12	Havalı Pneumatic	57	1000	35 Hp	25.7 Kw	500

Şanzıman No Gearbox No
ZF16S251-221-151-150-130,ZFS5/AK/6S-120-111-110-92,GPZFS5/AK/6S-90 80-70-66-65-55-50 42-36-35/ ZF 9S 75/9S109/16S109/ ZF AK 680/AK 690/S680/S690

ZF PTO-(PTO-03)-(SWICH)

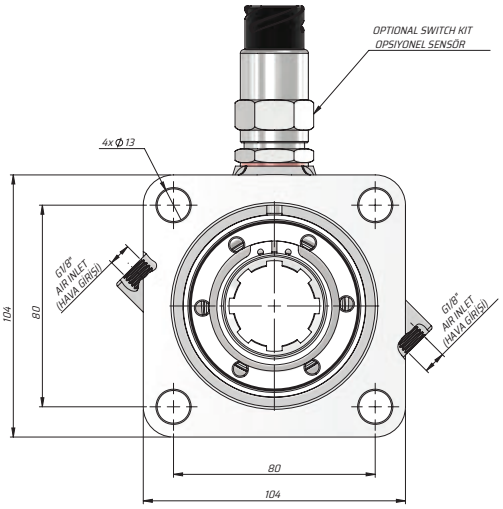

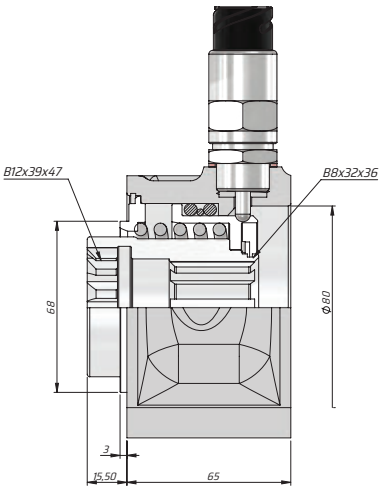

Kod Code	Havalı Çalışma Basıncı Pneumatical Working Pressure	Kontrol Sistemi Control System	Çıkış Tork Outlet Torque		Güç Power		Çıkış Hızı Output Speed
	Bar		(Kgm)	Nm	1000 dev/dak (Kw)		dev/dak
PT1ZFAS12SW	7-12	Havalı Pneumatic	57	1000	35 Hp	25.7 Kw	500

*(SW)-Switch

Şanzıman No Gearbox No
ZF16S251-221-151-150-130,ZFS5/ AK/6S-120-111-110-92,GPZFS5/AK/6S-90 80-70-66-65-55-50 42-36-35/ ZF 9S 75/9S109/16S109/ ZF AK 680/AK 690/S680/S690

KARDAN MİLLER
CARDAN SHAFT

KAZELOGLU.COM.TR

KAZEL®
HYDRAULIC EQUIPMENTS

KAZEL HYDRAULIC EQUIPMENTS

TECHNICAL DATA
TEKNİK DATALAR

CARDAN SHAFT
KARDAN MİLLER

KARDAN MİLİ-PLEYT

AXOR -ACTROS PTO

AXOR -ACTROS PTO

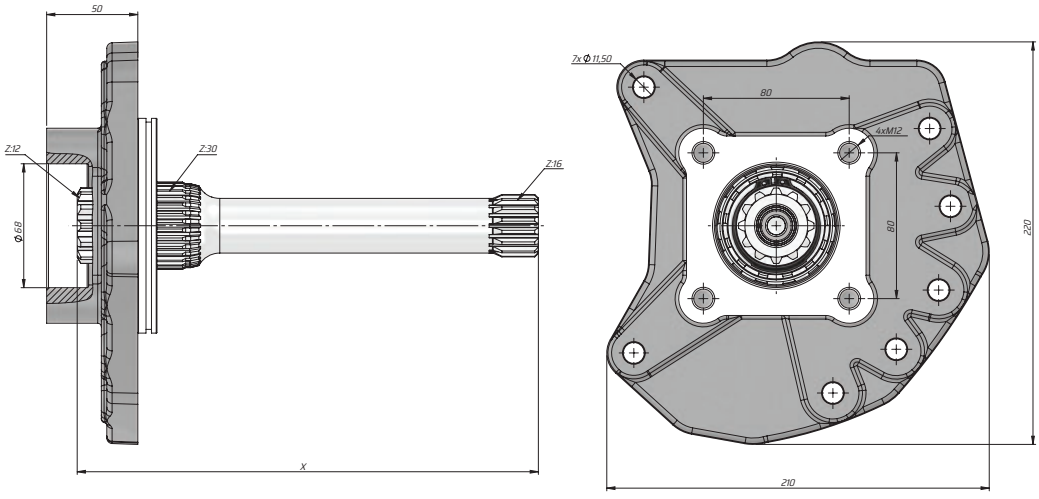

Kod Code	Şanzıman Modeli Gear Box Model	X
CSAXS16253	Mercedes G125-G260 AXOR	253
CSACS16275	Mercedes G125-G210 Reterdar Voith ACTROS	275.5

MAN - 16 S 130 RETARDER

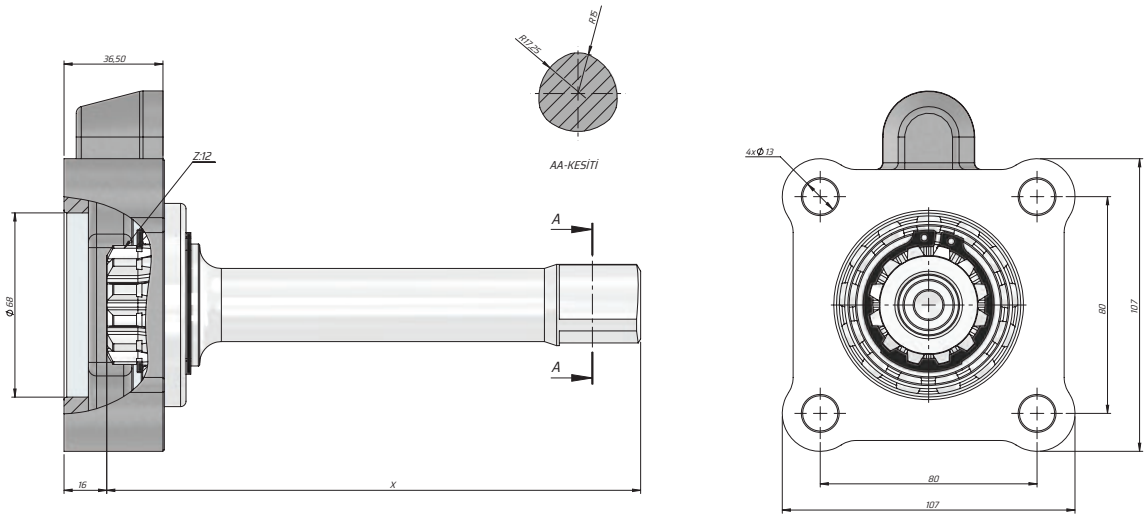

Kod Code	Şanzıman Modeli Gear Box Model	X
CSRTSR195	ZF-16 S 130	195
CSRTSR200	ZF-16 S 130	200
CSRTSR213	ZF-16 S 160. 221	213.5
CSRTSR217	ZF-16 S 130	217
CSRTSR238	ZF-16 S 150	238
CSRTSR257	ZF-16 S 220	257
CSRTSR288	ZF-16 S 160 A	288

KAZEL HYDRAULIC EQUIPMENTS

TECHNICAL DATA
TEKNİK DATALAR

CARDAN SHAFT
KARDAN MİLLER

KARDAN MİLİ-PLEYT

MAN - 16 S 151 INTARDER

MAN - 16 S 151 INTARDER

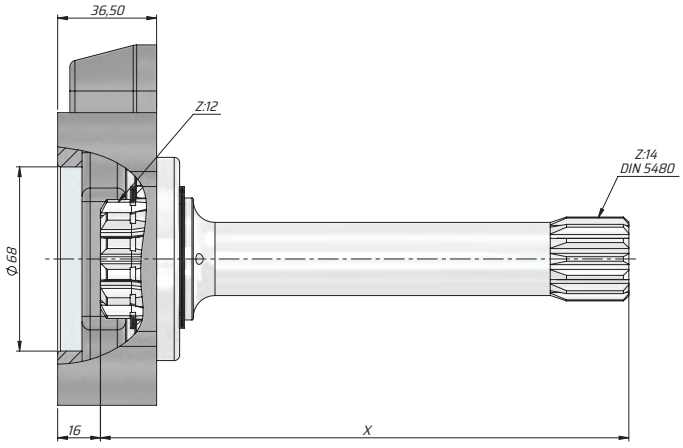

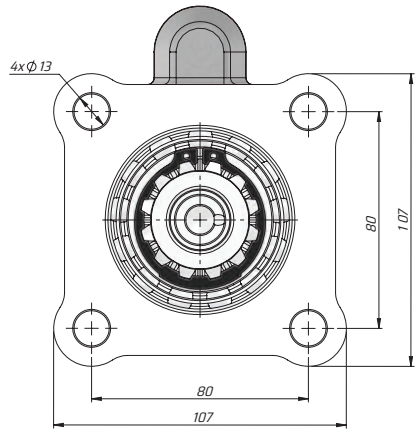

Kod Code	Şanzıman Modeli Gear Box Model	X
CSINS14195	ZF-16 S 151+INTARDER	195
CSINS14200	ZF-16 S 151+INTARDER	200
CSINS14210	ZF-16 S 151+INTARDER	210
CSINS14213	ZF-16 S 151+INTARDER	213
CSINS14215	ZF-16 S 151+INTARDER	215
CSINS14226	ZF-16 S 151+INTARDER	226
CSINS14249	ZF-16 AS 2200	249
CSINS14253	ZF-16 S 151. 221	253
CSINS14272	ZF-16 AS 1800-2200	272
CSINS14288	ZF-16 S 251	288.5

MAN - PTO YANDAN YAĞLAMALI PLEYT MONTAJ

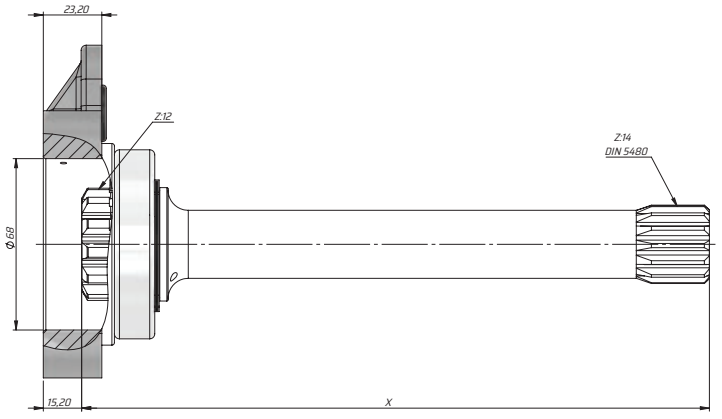

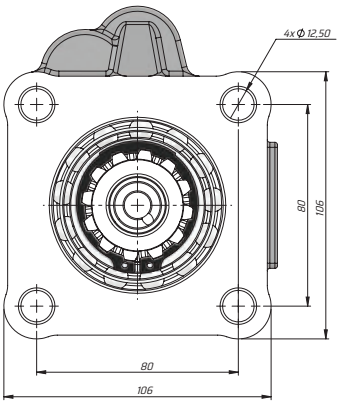

Kod Code	Şanzıman Modeli Gear Box Model	X
CSINS14249X	ZF-16 AS 2200	249
CSINS14272X	ZF-16 AS 2200	272,5

KAZEL HYDRAULIC EQUIPMENTS

TECHNICAL DATA
TEKNİK DATALAR

CARDAN SHAFT
KARDAN MİLLER

KARDAN MİLİ-PLEYT

ZF-16S 130-MAN

ZF-16S 130-MAN

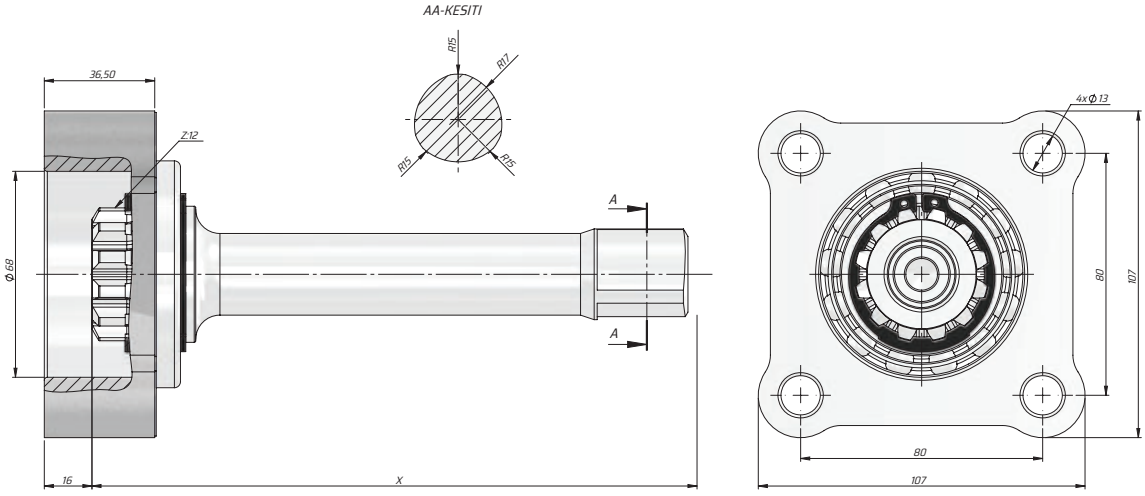

Kod Code	Şanzıman Modeli Gear Box Model	X
CSMNSR195	ZF-16 S 130	195
CSMNSR200	ZF-16 S 130	200
CSMNSR213	ZF-16 S 160. 221	213.5
CSMNSR217	ZF-16 S 130	217
CSMNSR238	ZF-16 S 150	238
CSMNSR257	ZF-16 S 220	257
CSMNSR288	ZF-16 S 160 A	288

ZF-16S 151-MAN

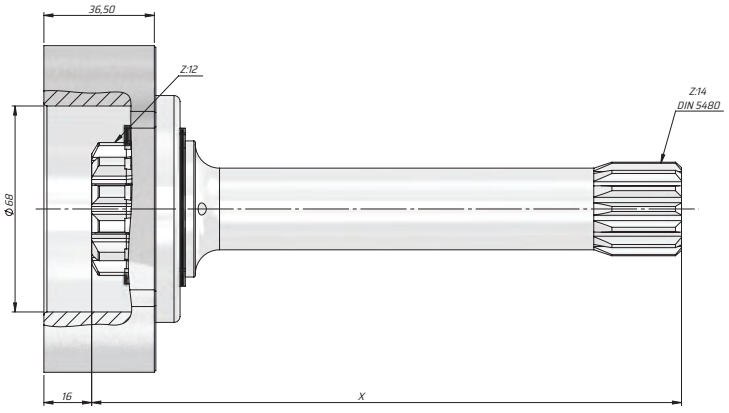

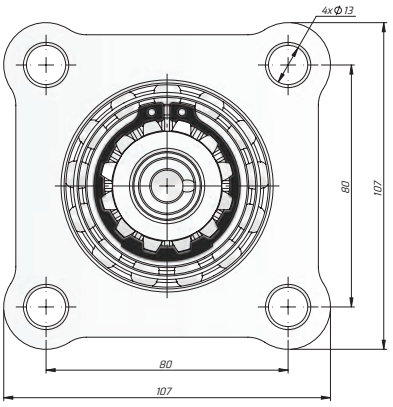

Kod Code	Şanzıman Modeli Gear Box Model	X
CSMNS14195	ZF-16 S 151	195
CSMNS14200	ZF-16 S 151	200
CSMNS14210	ZF-16 S 151	210
CSMNS14213	ZF-16 S 151	213
CSMNS14215	ZF-16 S 151	215
CSMNS14226	ZF-16 S 151	226
CSMNS14249	ZF-16 AS 2200	249
CSMNS14253	ZF-16 S 151. 221	253
CSMNS14272	ZF-16 AS 1800-2200	272
CSMNS14288	ZF-16 S 251	288.5

KAZEL HYDRAULIC EQUIPMENTS

TECHNICAL DATA
TEKNİK DATALAR

CARDAN SHAFT
KARDAN MİLLER

KARDAN MİLİ-PLEYT

MERCEDES PTO G131...-330

MERCEDES PTO G131...-330

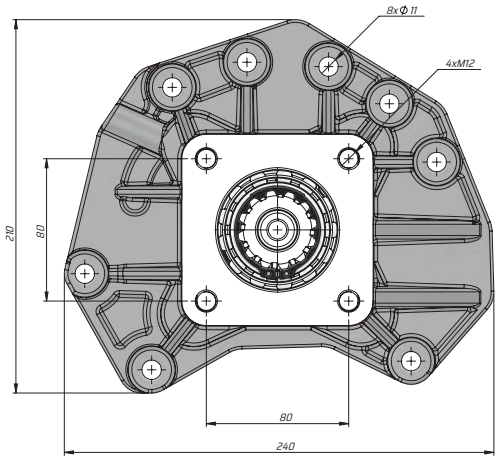

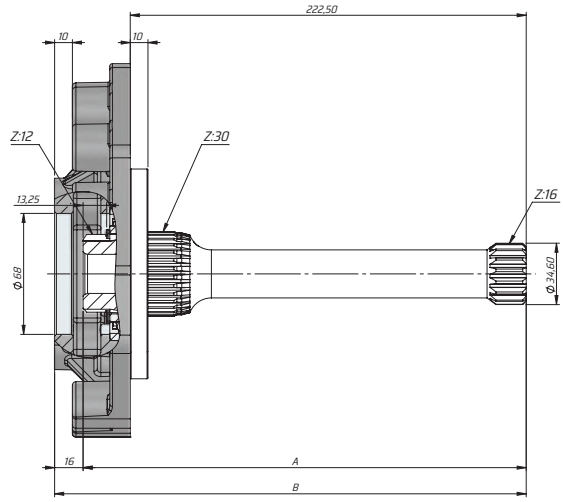

Kod Code	Şanzıman Tipi Gearbox Type	Uzunluk Leght		Mercedes Orjinal PTO'suz Kardan Şaft Uzunluğu Original Mercedes Shaft Lenght Without
		A	B	
CSMCG131249	G 131...G 330	249	265	210
CSMCG116253	G 281-12 POWERSHIFT 3	253	269	214
CSMCG131275	G 131... 330 + RETARDER	275	291	235
CSMCG281266	G 281-12 POWERSHIFT 3	266	282	226
CSMCG281294	G 281-12 POWERSHIFT 3 AQUATARDER	294	310	250

ZF-16S 151-MAN



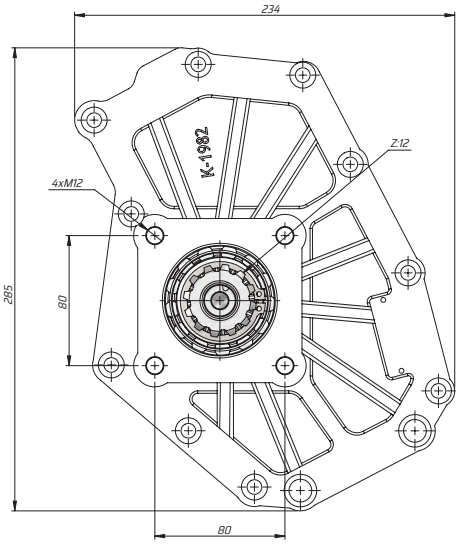

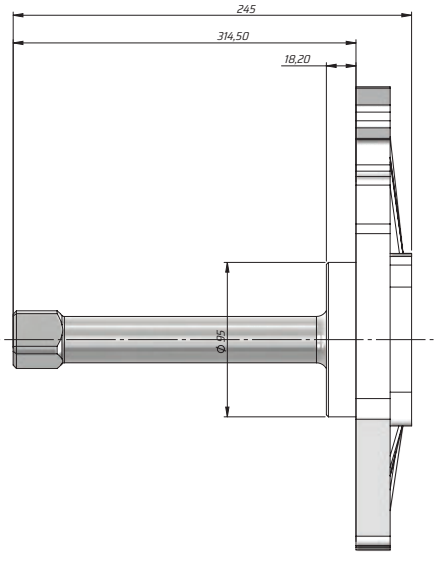

Kod Code	Şanzıman Model Gear Box Model	Havalı Çalışma Basıncı Pneumatical Working Pressure	Kontrol Sistemi Control System	Çevrim Oranı Ratio	Çıkış Tork Outlet Torque	Güç Power	Çıkış Hızı Output Speed
		(Bar)			(Nm)	(Kw)1000 dev/dak	dev/dak
GBSCG33CM228	16S-130-160-190	7-12	Havalı Pneumatic	1:1	490	24 Kw	1000

KAZEL HYDRAULIC EQUIPMENTS

TECHNICAL DATA
TEKNİK DATALAR

CARDAN SHAFT
KARDAN MİLLER

KARDAN MİLİ-PLEYT

SCANIA G33CM PLATE MOUNTING-1(332mm)

SCANIA G33CM PLEYT MONTAJ-1(332mm)



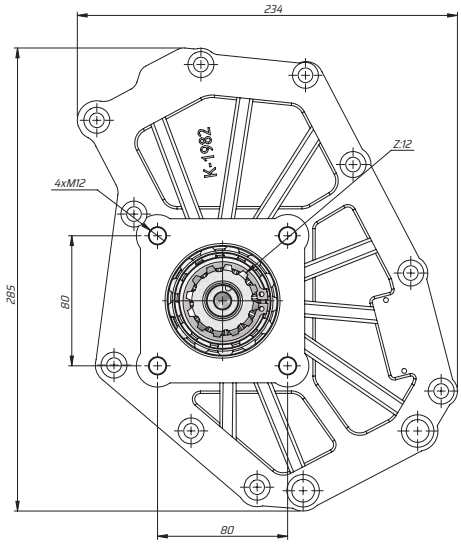

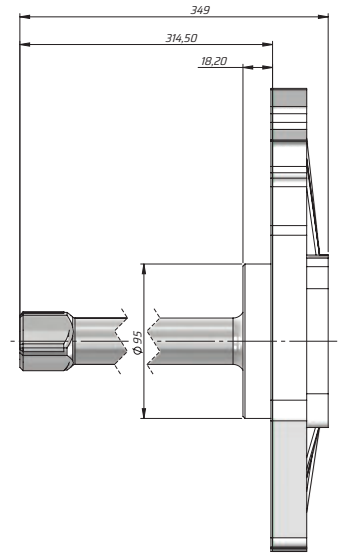

Kod Code	Şanzıman Model Gear Box Model	Havalı Çalışma Basıncı Pneumatical Working Pressure	Kontrol Sistemi Control System	Çevrim Oranı Ratio	Çıkış Tork Outlet Torque	Güç Power	Çıkış Hızı Output Speed
		(Bar)			(Nm)	(Kw)1000 dev/dak	dev/dak
GBSCG33CM332	16S-130-160-190	7-12	Havalı Pneumatic	1:1	490	24 Kw	1000

VOLVO PTO -(2412C)

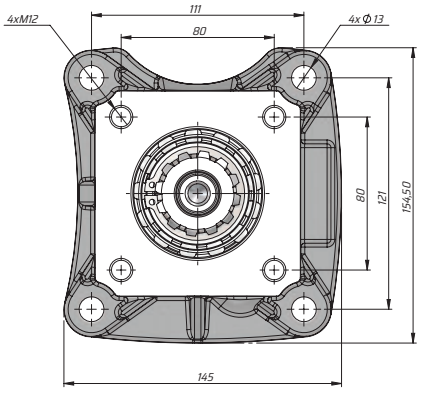

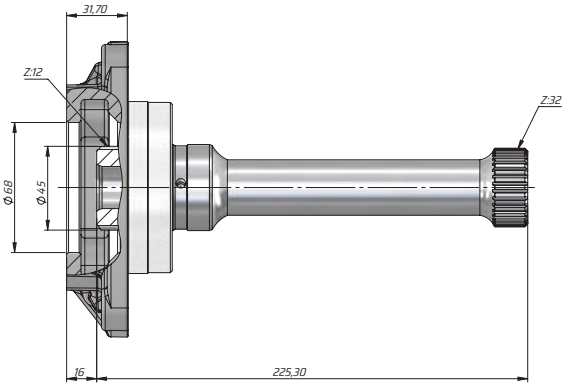

Kod Code	Şanzıman Modeli Gear Box Model
CSAT2412C225	VOLVO 2412C...ATO3112C

KAZEL HYDRAULIC EQUIPMENTS

TECHNICAL DATA
TEKNİK DATALAR

CARDAN SHAFT
KARDAN MİLLER

KARDAN MİLİ-PLEYT

VOLVO PTO-(KZL-CS-04)

VOLVO PTO-(KZL-CS-04)

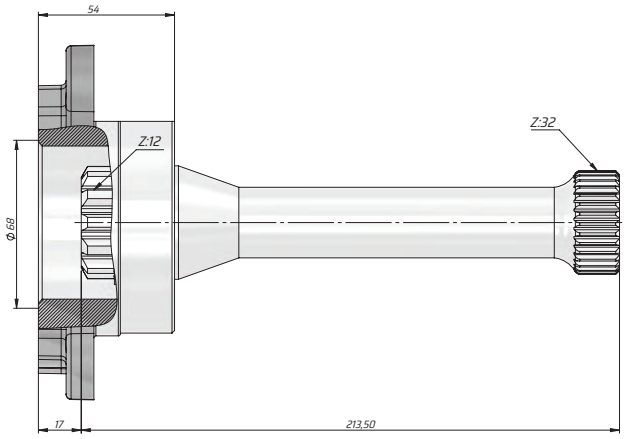

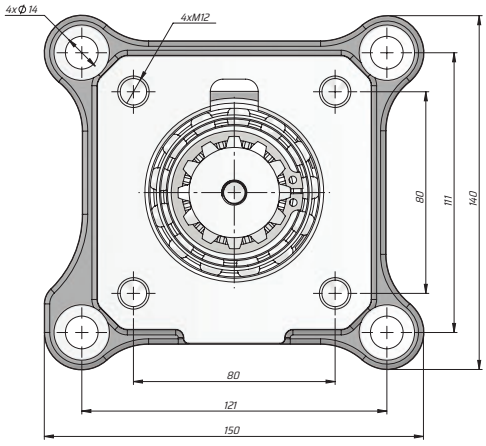

Kod Code	Şanzıman Modeli Gear Box Model
CSVLS32213	VT 2400 New VT 2415 Euro SR 1400-SR 1700 SR 2000-SRO 2000 FH 16-FH 12-VT

VOLVO PTO-(KZL-CS-05-06)



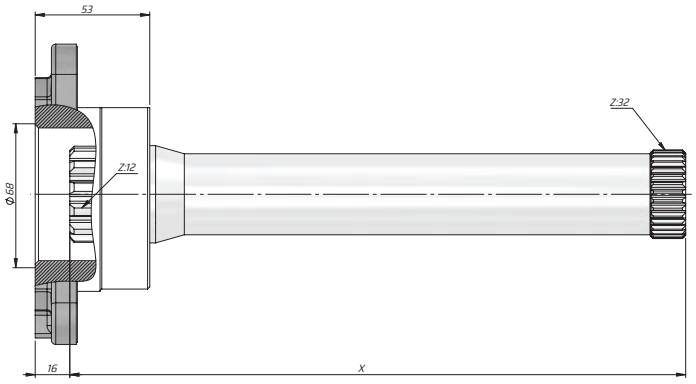

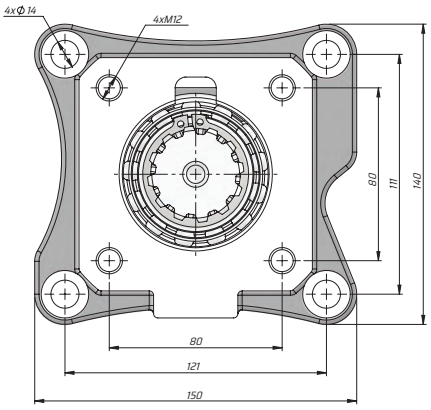

Kod Code	Şanzıman Modeli Gear Box Model	X
CSVLS32249	Volvo Vt 2400 New Volvo Vt 2415 Euro	249
CSVLS32285	Volvo Vt 2014+Retarder Voith	285

KAZEL HYDRAULIC EQUIPMENTS

TECHNICAL DATA
TEKNİK DATALAR

CARDAN SHAFT
KARDAN MİLLER

KARDAN MİLİ-PLEYT

ZF TRAXON

ZF TRAXON



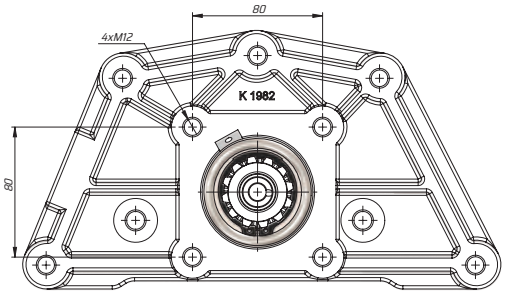

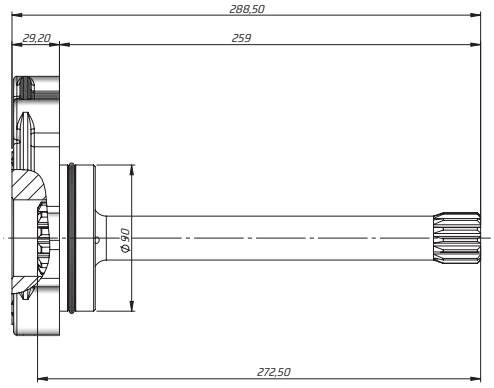

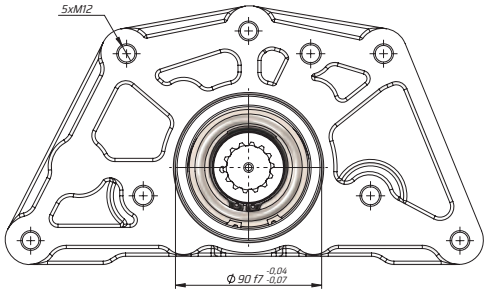

16 S 130 CARDAN SHAFT
16 S 130 KARDAN ŞAFT

Kode / Code	**Şanzıman Modeli** Gear Box Model	**L**
CS16S130195	ZF-16 S 130	195
CS16S130200	ZF-16 S 130	200
CS16S130213	ZF-16 S 160. 221	213.5
CS16S130217	ZF-16 S 130	217
CS16S130238	ZF-16 S 150	238
CS16S130257	ZF-16 S 220	257
CS16S130288	ZF-16 S 160 A	288

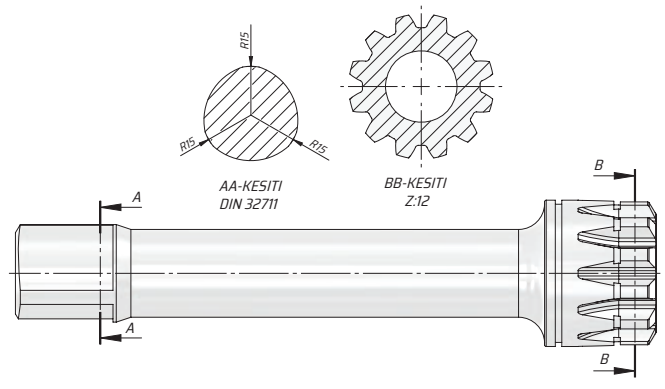

16 S 151 CARDAN SHAFT
16 S 151 KARDAN ŞAFT

Kode / Code	**Şanzıman Modeli** Gear Box Model	**L**
CS16S151200	ZF-16 S 151	200
CS16S151213	ZF-16 S 151	213
CS16S151215	ZF-16 S 151	215
CS16S151226	ZF-16 S 151	226
CS16S151249	ZF-16 AS 2200	249
CS16S151253	ZF-16 S 151. 221	253
CS16S151272	ZF-16 AS 1800-2200	272.5
CS16S151288	ZF-16 S 251	288.5

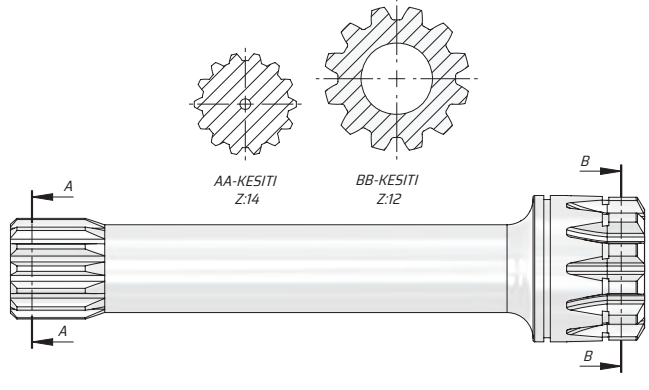

9S109-12.91 CARDAN SHAFT
9S109-12.91 KARDAN ŞAFT

Kode / Code	**Şanzıman Modeli** Gear Box Model	**L**	**Z**
CS09S91428713	ZF-9 S 109 / 12.92-1.0	287	14
CS09S914287133	ZF-16 S 109/13.30-1.0		
CS09S91428712	ZF-9 S 109/12.91-1.0		
CS09S914287131	ZF-16 S 109/13.31-1.0		
CS09S91728710	ZF-9 S 109/10.25-0.74		17
CS09S91728711	ZF-16 S 109/11.86-0.85		
CS09S917287135	ZF-16 S 109/13.53-0.86		
CS09S91624713	ZF-9 S 75/13.16-1.0	247.5	16

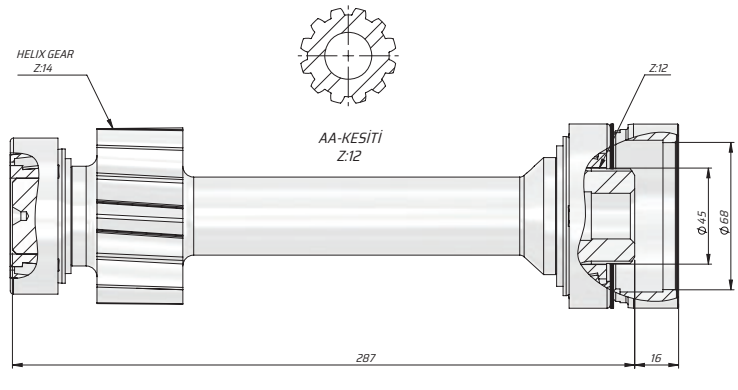

KAZEL HYDRAULIC EQUIPMENTS

TECHNICAL DATA
TEKNİK DATALAR

CARDAN SHAFT
KARDAN MİLLER

KARDAN MİLİ-PLEYT

MERCEDES AXOR -ACTROS DRIVE SHAFT

MERCEDES AXOR -ACTROS KARDAN MİLİ

Kode / Code	**Şanzıman Modeli** Gear Box Model	**L**
CSMC1612243	Mercedes	243
CSMC1612253K	Mercedes Kamalı	253
CSAX1612253	Mercedes G125-G260 AXOR	253
CSAC1612275	Mercedes G125-G260 Retarder Voith ACTROS	275.5

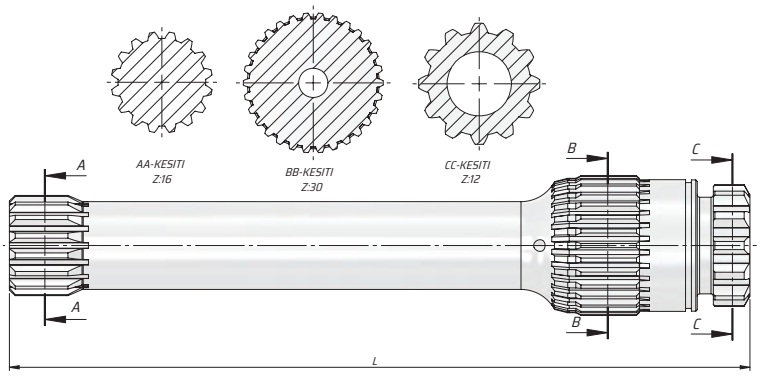

VOLVO CS-04 CARDAN SHAFT

VOLVO CS-04 KARDAN ŞAFT

Kode / Code	**Şanzıman Modeli Gear Box Model**
CSVL3212213	VOLVO F12-F16

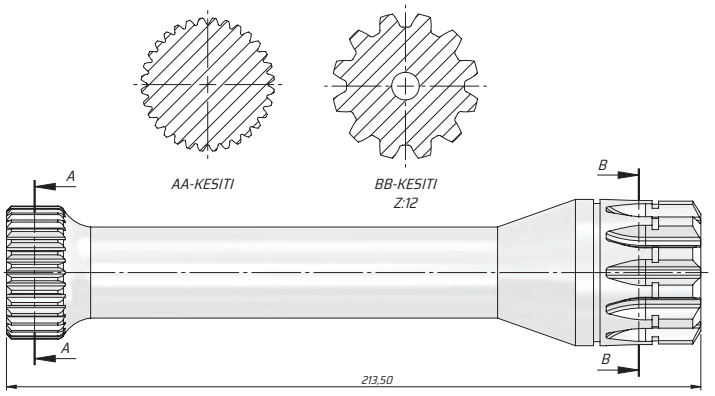

VOLVO CS-05-06 CARDAN SHAFT-(249mm)

VOLVO CS-05-06 KARDAN ŞAFT-(249mm)

Kode / Code	**Şanzıman Modeli** Gear Box Model
CSVL3212249	Volvo-FH-12 Volvo FH-16

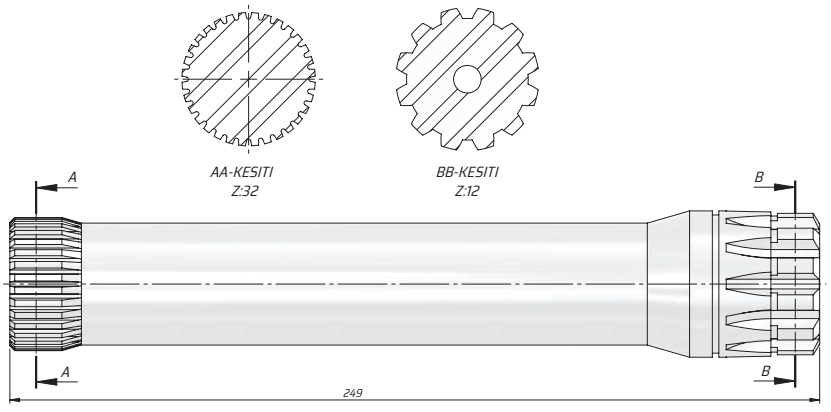

VOLVO CARDAN SHAFT (265mm)

VOLVO KARDAN ŞAFT (265mm)

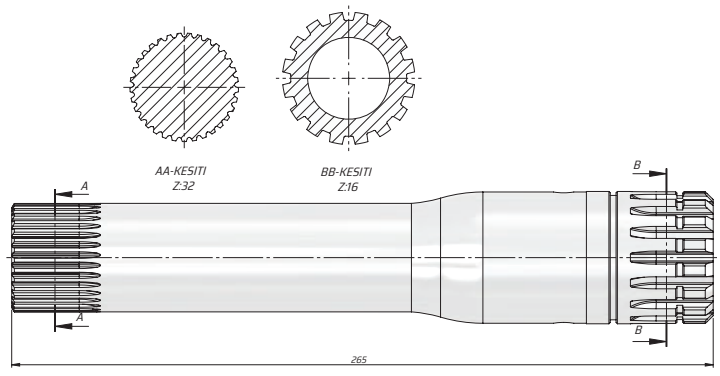

Kode / Code	Şanzıman Modeli Gear Box Model
CSVL3216265	VOLVO F7-F12 F88-F89 N-10.27

VOLVO CS-05-06 CARDAN SHAFT-(285mm)

VOLVO CS-05-06 KARDAN ŞAFT-(285mm)

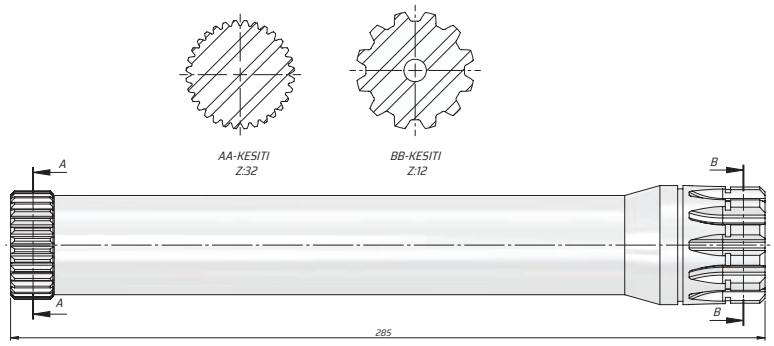

Kode / Code	Şanzıman Modeli Gear Box Model
CSVL3212285	VOLVO F12-F16

HAWO CARDAN SHAFT

HAWO KARDAN ŞAFT

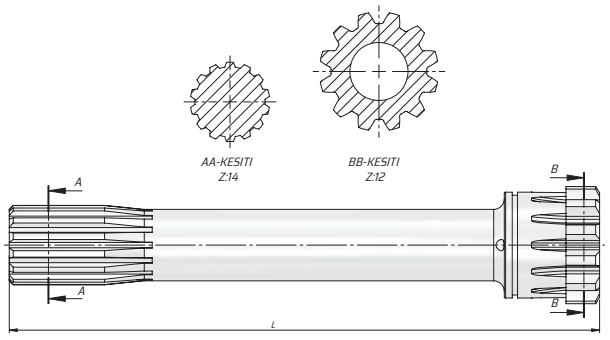

Kode / Code	Şanzıman Modeli Gear Box Model	L
CSHW223	HW-18710 HW-18710-T HW-20716 HW-1910	223
CSHW286		286

KAZEL HYDRAULIC EQUIPMENTS

TECHNICAL DATA
TEKNİK DATALAR

CARDAN SHAFT
KARDAN MİLLER

KARDAN MİLİ-PLEYT

ZF-5 S 110 CARDAN SHAFT
ZF-5 S 110 KARDAN ŞAFT

Kode / Code	**Şanzıman Modeli** Gear Box Model
CSZF1712165	ZF-110

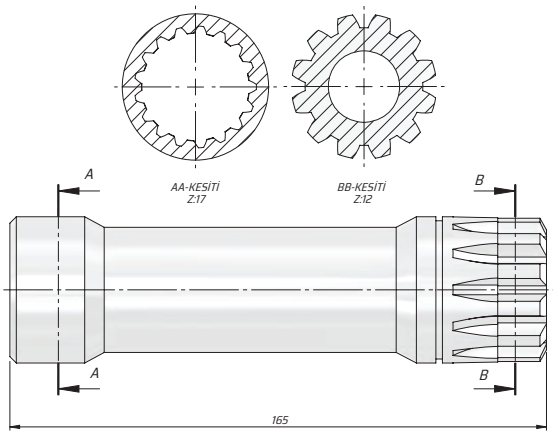

VOLVO AR-SR CARDAN SHAFT
VOLVO AR-SR KARDAN ŞAFT

Kode / Code	**Şanzıman Modeli** Gear Box Model
CSVL3212213	VOLVO F12-F16

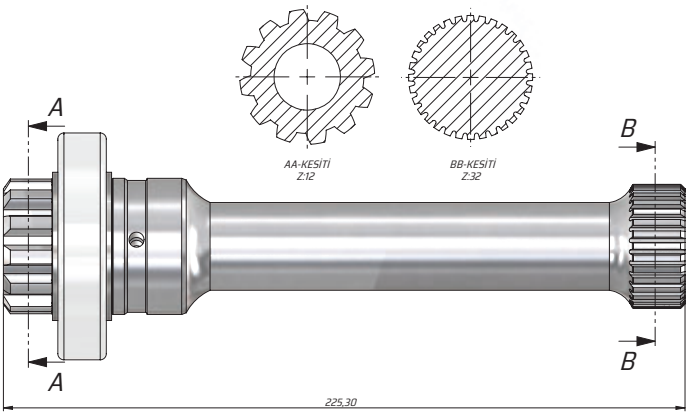

G150-260 CARDAN SHAFT ASSEMBLY
G150-260 KARDAN ŞAFT MONTAJ

Kode / Code	**Şanzıman Modeli** Gear Box Model	**Uzunluk** Leght **A**
CSMCG131249	G 131...G 330	249
CSMCG281253	G 281-12 POWERSHIFT 3	253
CSMCG131275	G 131... 330 + RETARDER	275
CSMCG281294	G 281-12 POWERSHIFT 3 AQUATARDER	294

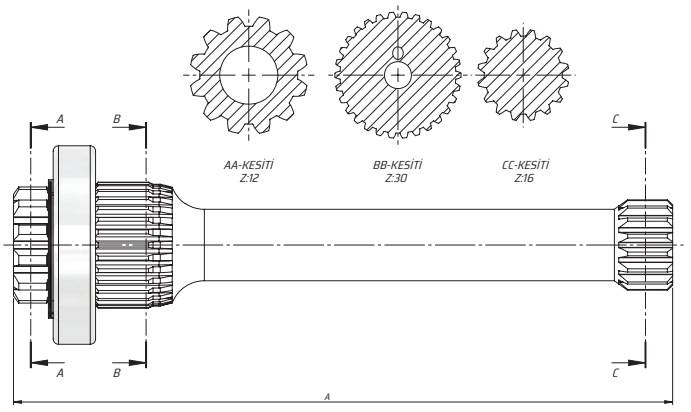

MERCEDES 6 SPEED PLEYT

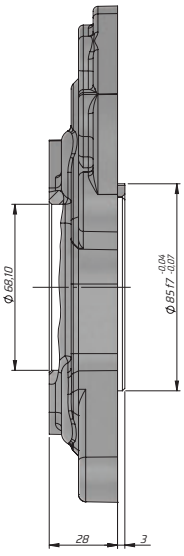

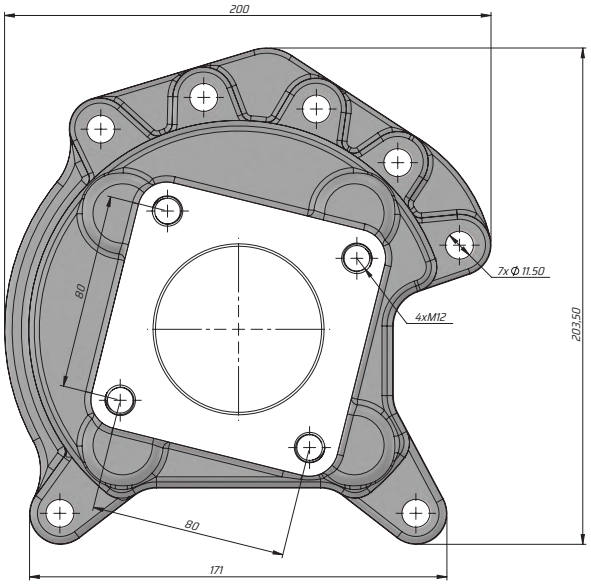

Kode / Code	**Araç Markası-Kamyon** Vehicle Brand-Truck
PL68M6SP	Mercedes 6 Speed

KAZEL HYDRAULIC EQUIPMENTS

TECHNICAL DATA
TEKNİK DATALAR

CARDAN SHAFT
KARDAN MİLLER

PLEYT

MERCEDES 1735 PLEYT

MERCEDES 1735 PLEYT

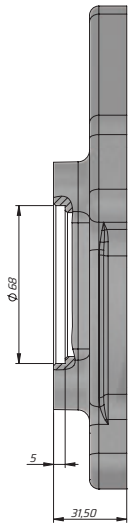

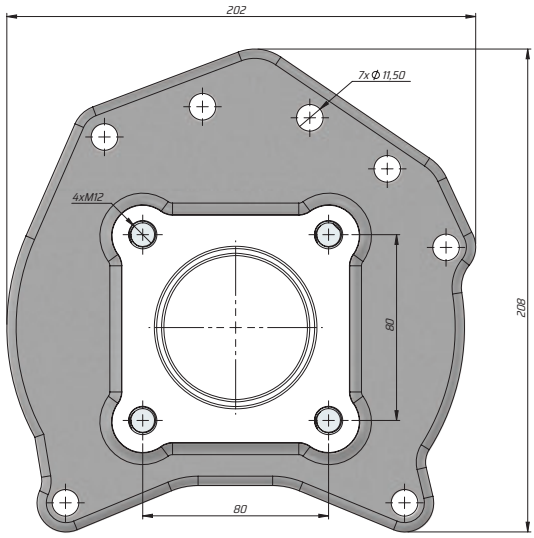

Kode / Code	**Araç Markası-Kamyon** Vehicle Brand-Truck
PL68M1735	Mercedes 1735

MERCEDES 2517 PLEYT

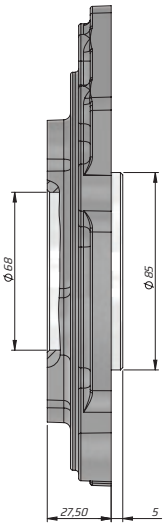

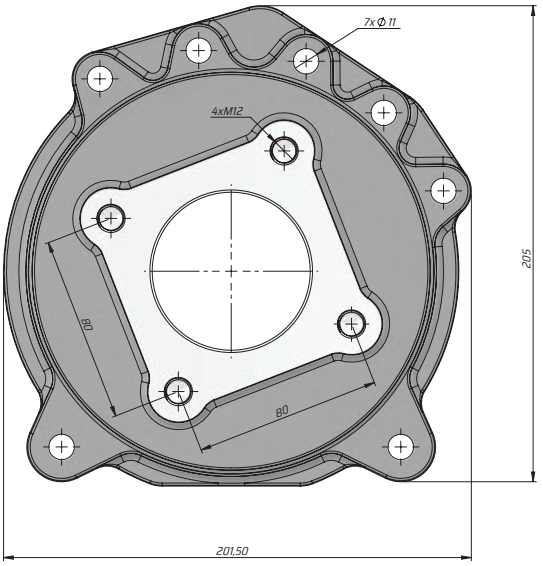

Kode / Code	**Araç Markası-Kamyon** Vehicle Brand-Truck
PL68M2517	Mercedes 2517

KAZEL HYDRAULIC EQUIPMENTS

TECHNICAL DATA
TEKNİK DATALAR

CARDAN SHAFT
KARDAN MİLLER

PLEYT

MERCEDES ATEGOG56 6 HOLES PLEYT

MERCEDES ATEGOG56 6 DELİK PLEYT

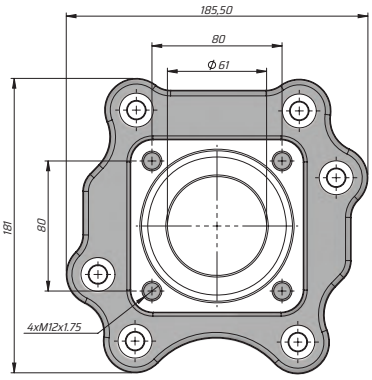

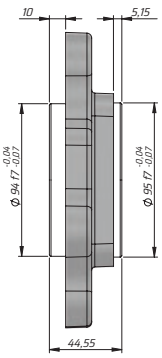

Kode / Code	**Araç Markası-Kamyon** Vehicle Brand-Truck
PLATGG56	Atego G56

MERCEDES ATEGOG60 7 DELİK PLEYT

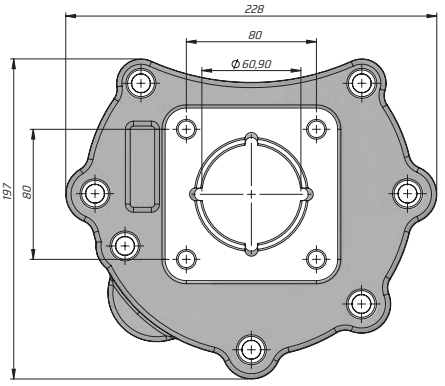

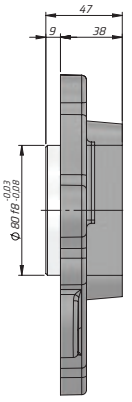

Kode / Code	**Araç Markası-Kamyon** Vehicle Brand-Truck
PLATGG60	Atego G60

KAZEL HYDRAULIC EQUIPMENTS

TECHNICAL DATA
TEKNİK DATALAR

CARDAN SHAFT
KARDAN MİLLER

PLEYT

MERCEDES G3 ATEGO PLEYT

MERCEDES G3 ATEGO PLEYT



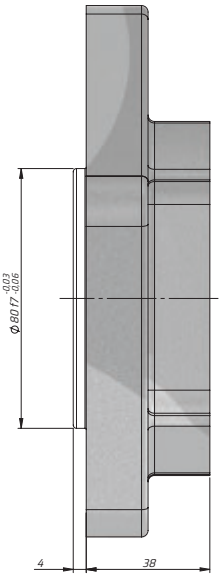

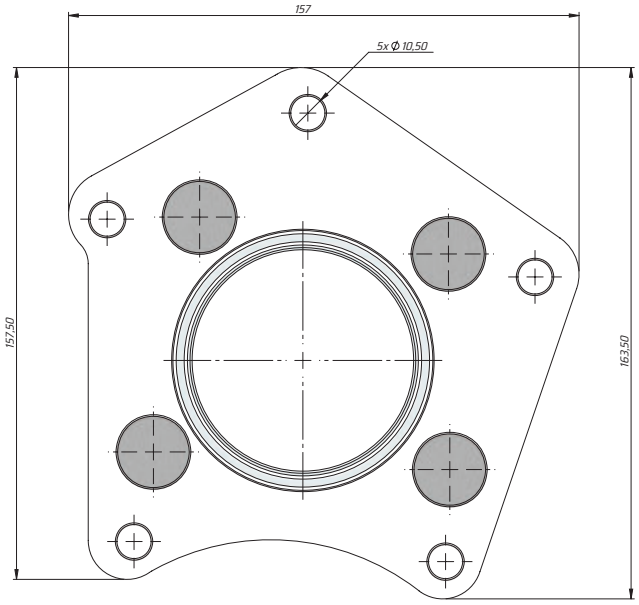

Kode / Code	**Araç Markası-Kamyon** Vehicle Brand-Truck
PL80AT47	MERCEDES G3/36-40-45-50-60-61

MERCEDES G131...-330 PLEYT

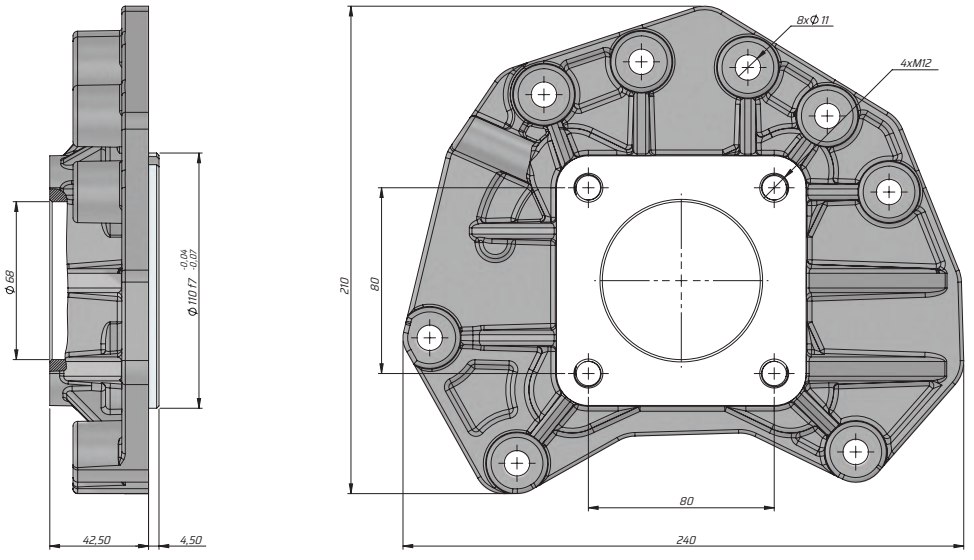

Kode / Code	**Araç Markası-Kamyon** Vehicle Brand-Truck
PL68MG131	Mercedes G131...-330

KAZEL HYDRAULIC EQUIPMENTS

TECHNICAL DATA
TEKNİK DATALAR

CARDAN SHAFT
KARDAN MİLLER

PLEYT

VOLVO AR-SR PLEYT

VOLVO AR-SR PLEYT

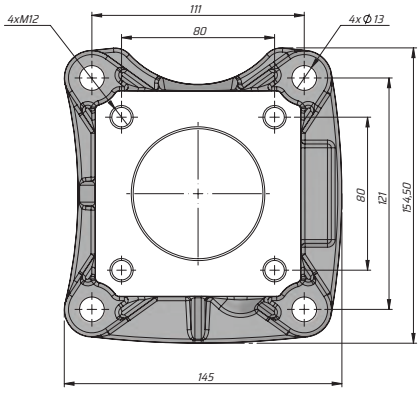

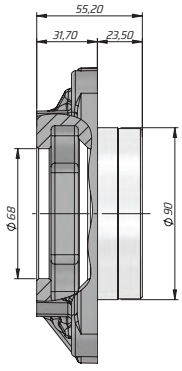

Kode / Code	**Araç Markası-Kamyon** Vehicle Brand-Truck
PL68AT2412C	Volvo 2412C...AT013112C

VALFLER
VALVES

KAZELOGLU.COM.TR

KAZEL®
HYDRAULIC EQUIPMENTS

KAZEL HYDRAULIC EQUIPMENTS

TECHNICAL DATA
TEKNİK DATALAR

VALVES
VALFLER

4 WAY VALVE

4 YOLLU VALF

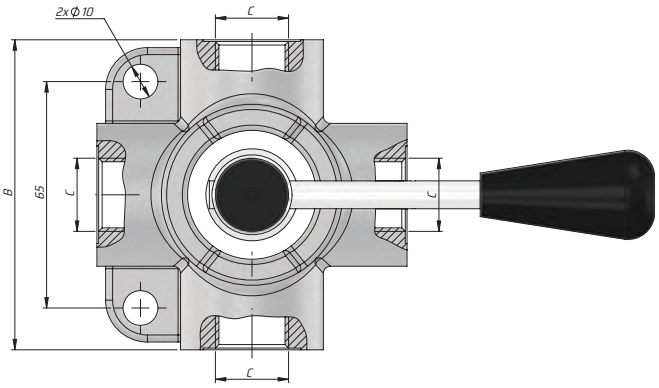

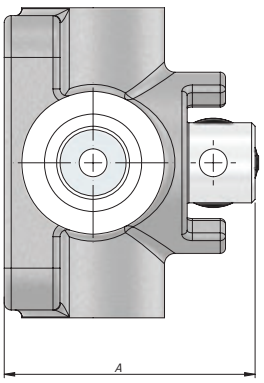

3 YOLLU VANA 3 WAY VANE				4 YOLLU VANA 4 WAY VANE		
Code	V3Y180	V3Y2120	V3Y3180	V4Y180	V4Y2120	V4Y3180
A	74	81	95	74	81	95
B	84	90	100	84	90	100
C	1/2"	3/4"	1"	1/2"	3/4"	1"
Debi lt/dk Flow cc/min	80	120	180	80	120	180
P.Max.Bar	350	350	350	350	350	350

EFDAL VALF



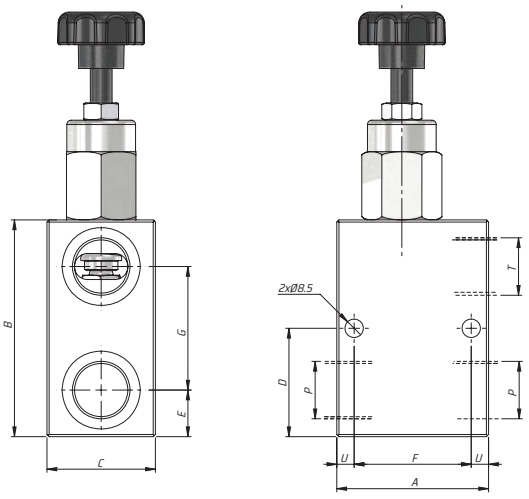

Valf Valve	A	B	C	D	E	F	G	P	T	U
34	70	100	50	50	22	54	57	G3/4"	G3/4"	8
100	85	120	60	63	30	65	65	G1"	G1"	10

KAZEL HYDRAULIC EQUIPMENTS

TECHNICAL DATA
TEKNİK DATALAR

VALVES
VALFLER

FERRUH VALVE

FERRUH VALF



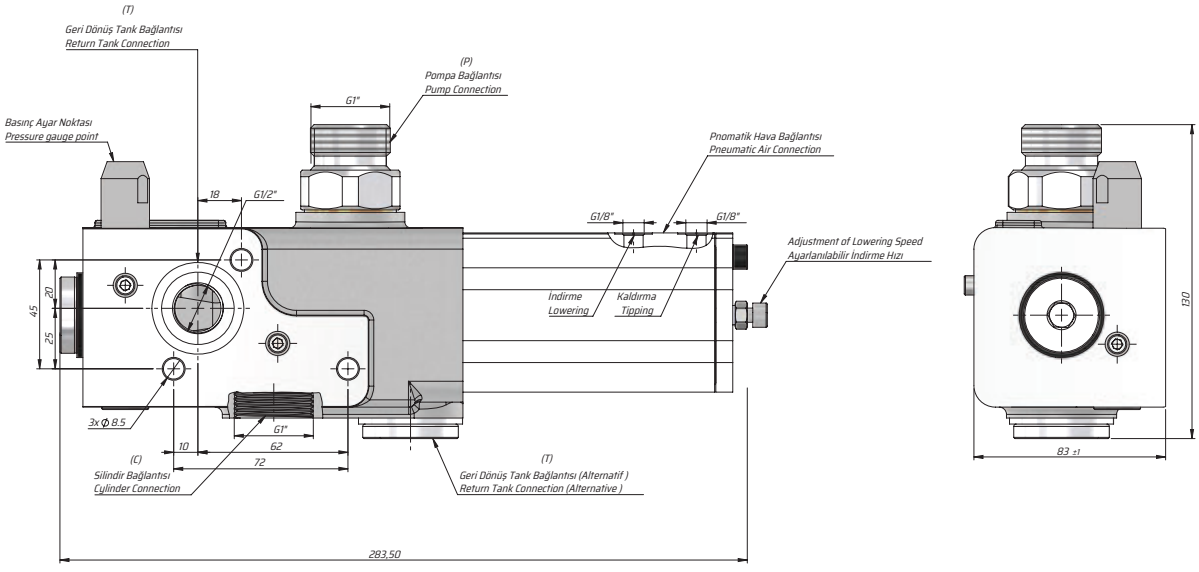

Kod Code	Debi Oranı Flow Rate	Max.Çalışma Basıncı Max.Working Pressure	Sıvı Sıcaklığı Fluid Temperature	Çalışma Vizkosite Seviyesi Operating Viscosity Range	Havalı Çalışma Basıncı Pneumatic Working Pressure
VFR180	180 l/dk	350 bar	-10~+80~C	-12-100 cSt	7-12 bar

HİLAL VALF

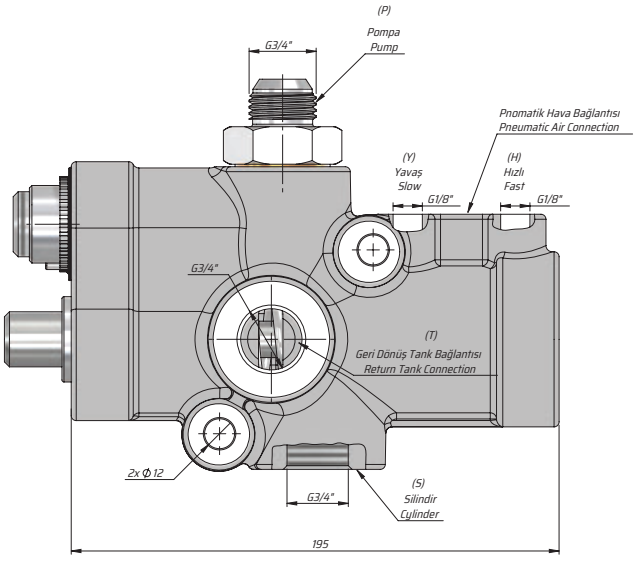

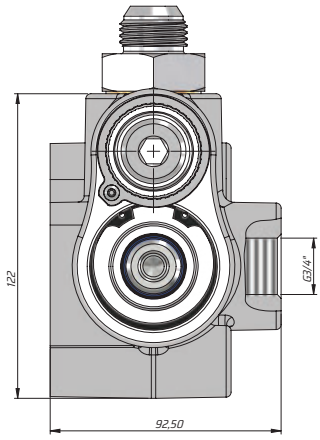

Kod Code	Debi Oranı Flow Rate	Max.Çalışma Basıncı Max.Working Pressure	Sıvı Sıcaklığı Fluid Temperature	Çalışma Vizkosite Seviyesi Operating Viscosity Range	Havalı Çalışma Basıncı Pneumatic Working Pressure
VHL140	140 l/dk	350 bar	-10~+80~C	-12-100 cSt	7-12 bar

KAZEL HYDRAULIC EQUIPMENTS

TECHNICAL DATA
TEKNİK DATALAR

VALVES
VALFLER

HÜDA VALVE

HÜDA VALF

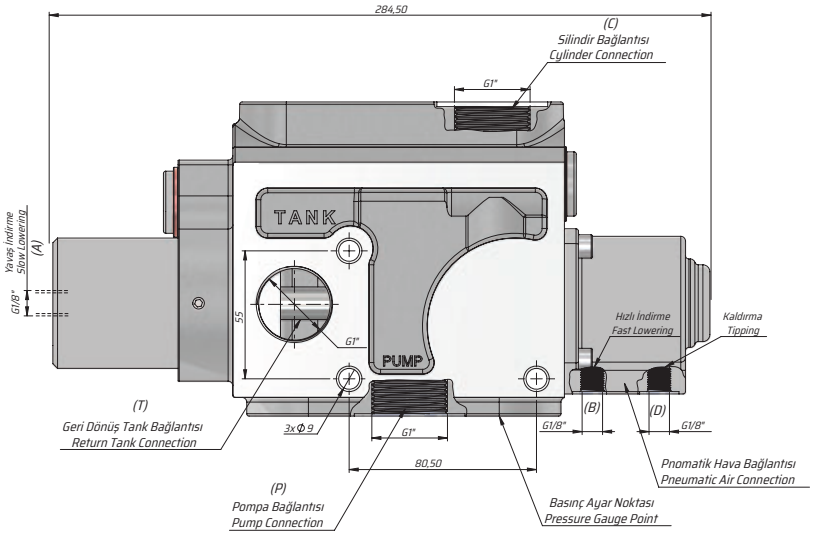

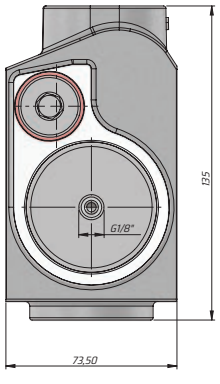

Kod Code	Debi Oranı Flow Rate	Max.Çalışma Basıncı Max.Working Pressure	Sıvı Sıcaklığı Fluid Temperature	Çalışma Vizkosite Seviyesi Operating Viscosity Range	Havalı Çalışma Basıncı Pneumatic Working Pressure
V5M250	250 l/dk	350 bar	-10~+80~C	-12-100 cSt	7-12 bar

İZAM VALF



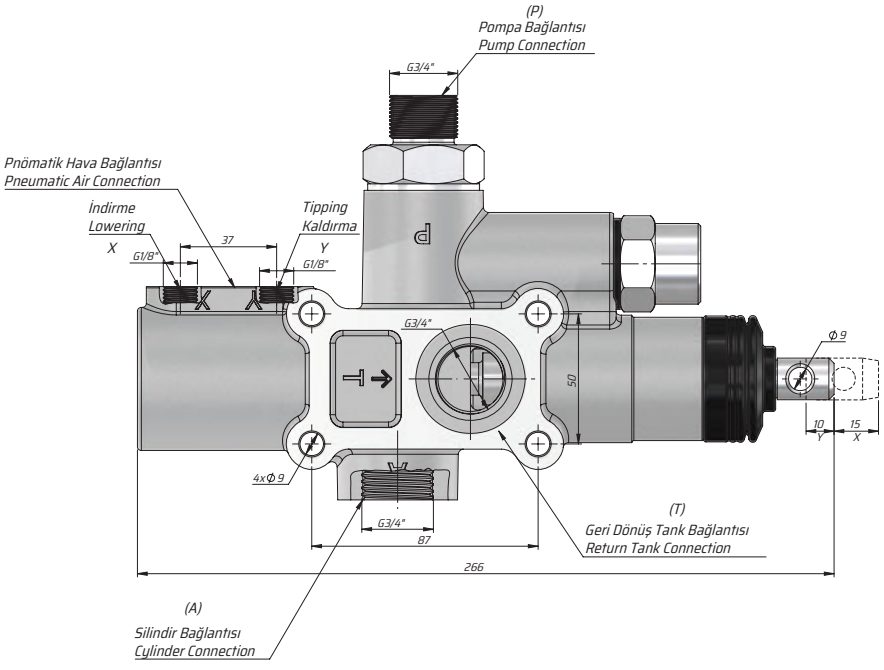

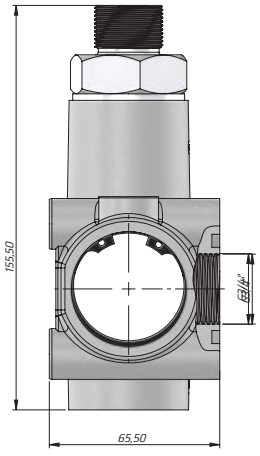

Kod Code	Debi Oranı Flow Rate	Max. Çalışma Basıncı Max. Working Pressure	Sıvı Sıcaklığı Fluid Temperature	Çalışma Vizkosite Seviyesi Operating Viscosity Range	Havalı Çalışma Basıncı Pneumatic Working Pressure	Ağırlık Weight
KZL-İZAM-140	140 l/dk	350 bar	-10~+80~C	-12-100 cSt	7-12 bar	4.5 kg

KAZEL HYDRAULIC EQUIPMENTS

TECHNICAL DATA
TEKNİK DATALAR

VALVES
VALFLER

KAMER 01

KAMER 01

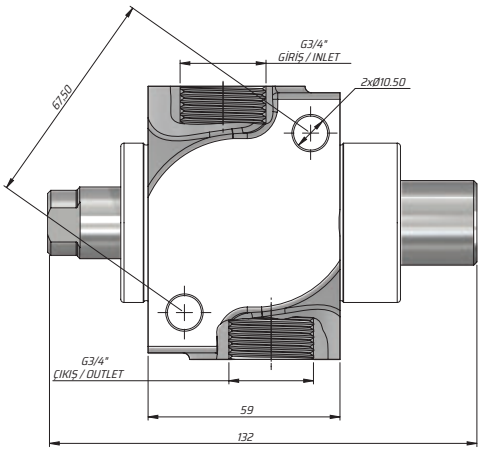

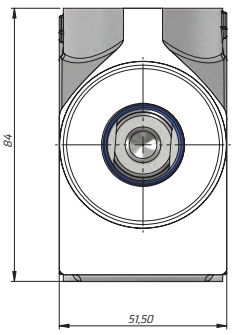

Kod Code	Debi Oranı Flow Rate	Max. Çalışma Basıncı Max. Working Pressure	Sıvı Sıcaklığı Fluid Temperature	Çalışma Vizkosite Seviyesi Operating Viscosity Range	Ağırlık Weight
KZL-KAMER-01	110 l/dk	190 bar	-10~+80~C	-12-100 cSt	4.5 kg

KAMER 02

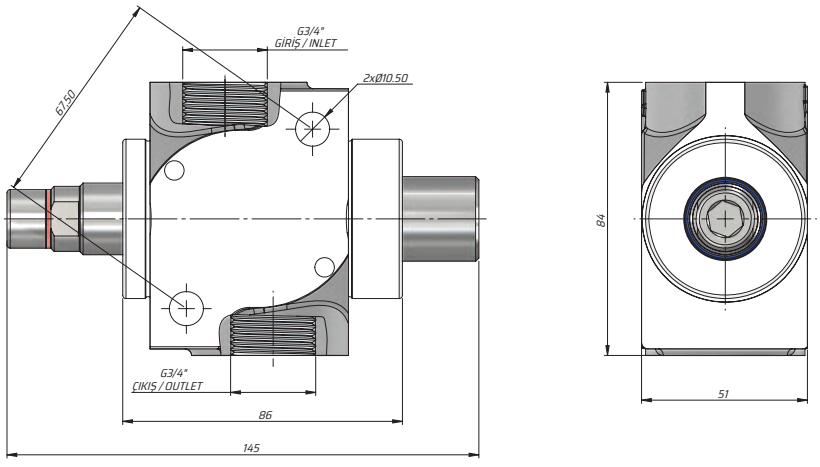

Kod Code	Debi Oranı Flow Rate	Max. Çalışma Basıncı Max. Working Pressure	Sıvı Sıcaklığı Fluid Temperature	Çalışma Vizkosite Seviyesi Operating Viscosity Range	Ağırlık Weight
KZL-KAMER-02	110 l/dk	190 bar	-10~+80~C	-12-100 cSt	1.9 kg

KAZEL HYDRAULIC EQUIPMENTS

TECHNICAL DATA
TEKNİK DATALAR

VALVES
VALFLER

KAMER 03

KAMER 03

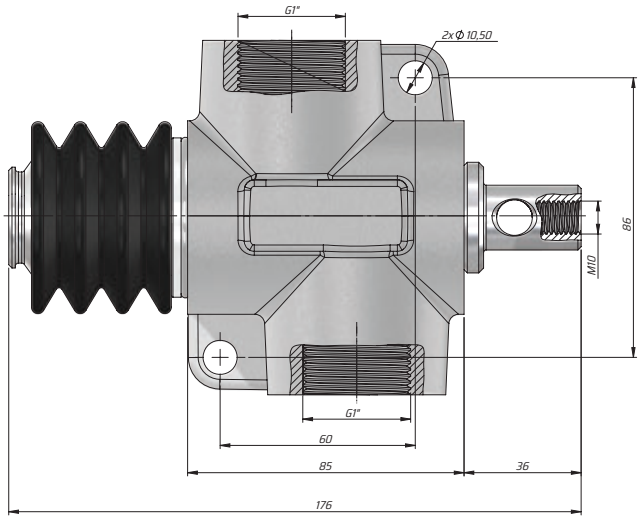

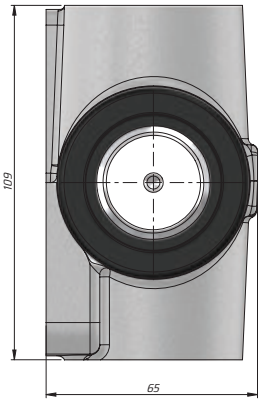

Kod Code	Debi Oranı Flow Rate	Max. Çalışma Basıncı Max. Working Pressure	Sıvı Sıcaklığı Fluid Temperature	Çalışma Vizkosite Seviyesi Operating Viscosity Range	Ağırlık Weight
KZL-KAMER-01	180 l/dk	350 bar	-10~+80~C	-12-100 cSt	3 kg

KAZEL HYDRAULIC EQUIPMENTS

KZL V-70 VALF



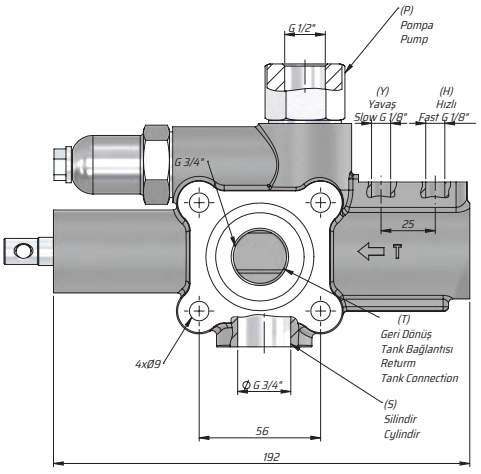

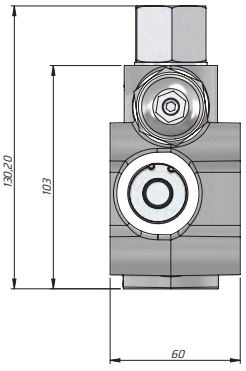

Kod Code	Debi Oranı Flow Rate	Max. Çalışma Basıncı Max. Working Pressure	Sıvı Sıcaklığı Fluid Temperature	Çalışma Vizkosite Seviyesi Operating Viscosity Range	Havalı Çalışma Basıncı Pneumatic Working Pressure	Mekanik Kontrollu Mechanical With Control
	(l/dk)	(Bar)	(°C)	(cSt)	(Bar)	
VZM070	80	350	-25°+80°	12-100 cSt	12	Opsiyonel optionel

KAZEL HYDRAULIC EQUIPMENTS

TECHNICAL DATA
TEKNİK DATALAR

VALVES
VALFLER

MÜŞİR

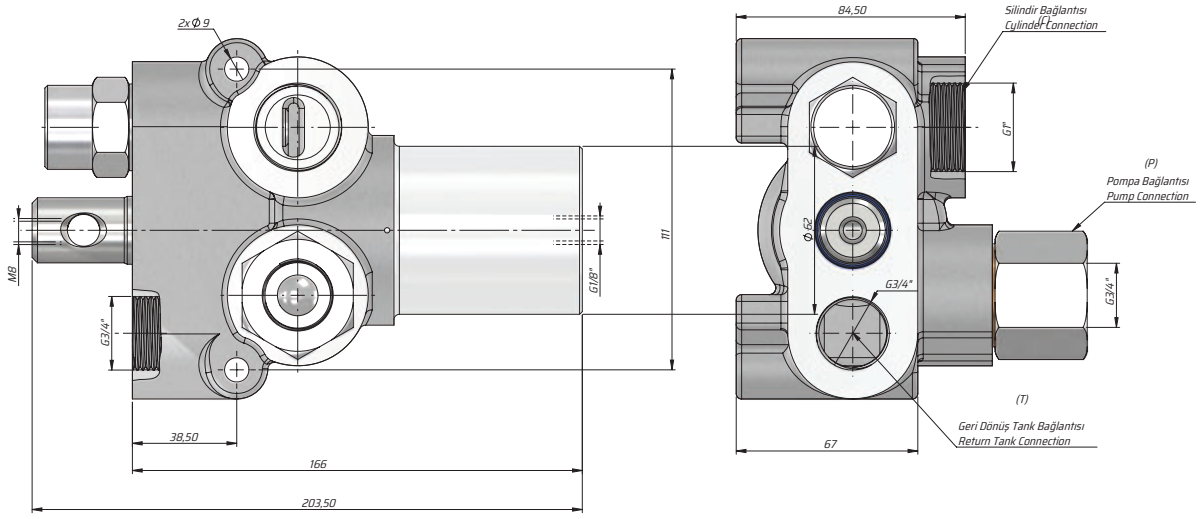

Kod Code	Debi Oranı Flow Rate	Max. Çalışma Basıncı Max. Working Pressure	Sıvı Sıcaklığı Fluid Temperature	Çalışma Vizkosite Seviyesi Operating Viscosity Range	Havalı Çalışma Basıncı Pneumatic Working Pressure
VMS140	140 l/dk	350 bar	-10~+80~C	-12-100 cSt	7-12 bar

SELİM

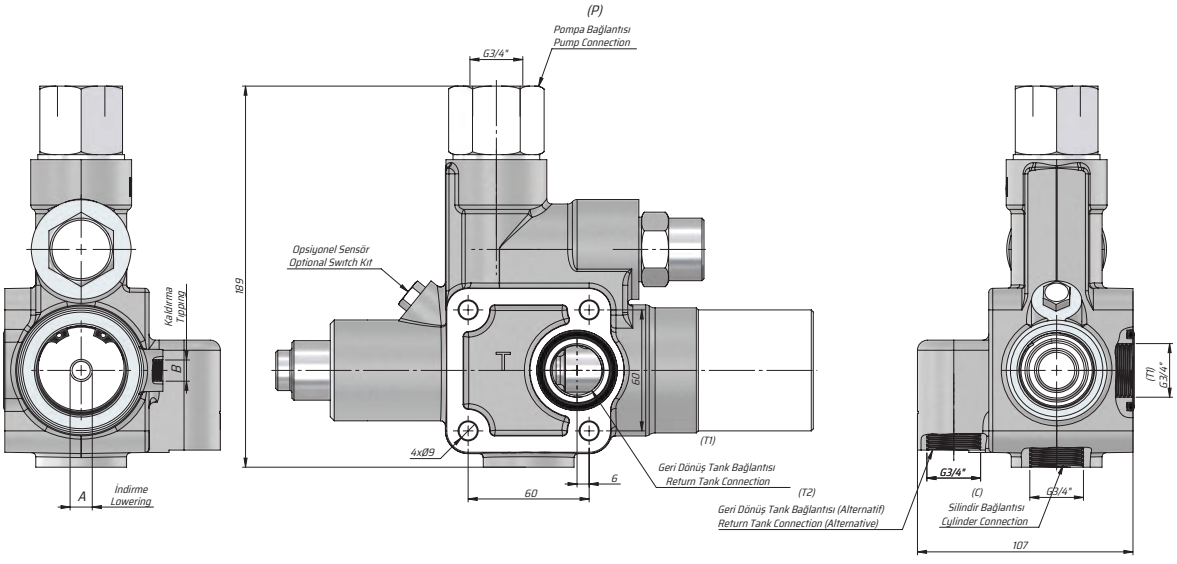

Kod Code	Debi Oranı Flow Rate	Max. Çalışma Basıncı Max. Working Pressure	Sıvı Sıcaklığı Fluid Temperature	Çalışma Vizkosite Seviyesi Operating Viscosity Range	Havalı Çalışma Basıncı Pneumatic Working Pressure
VSL150	150 l/dk	280 bar	-10~+80~C	-12-100 cSt	7-12 bar

KAZEL HYDRAULIC EQUIPMENTS

TECHNICAL DATA
TEKNİK DATALAR

VALVES
VALFLER

ŞEMS

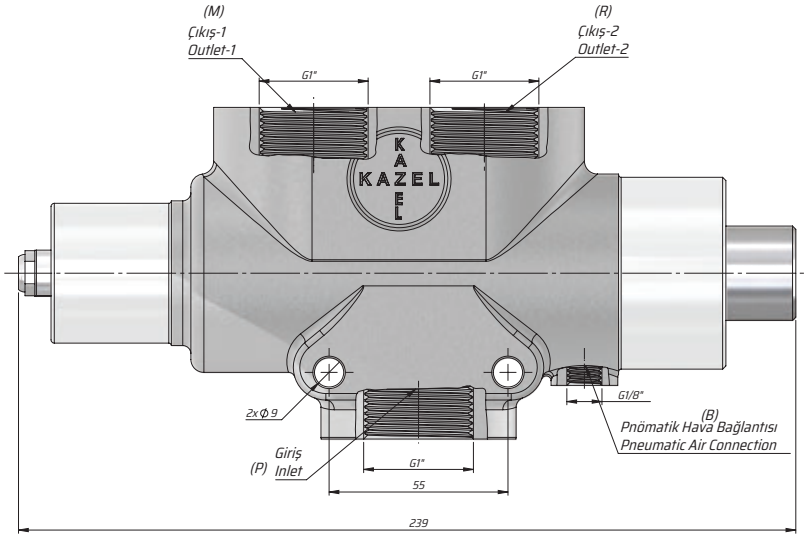

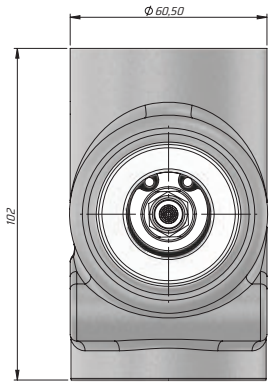

Kod Code	Debi Oranı Flow Rate	Max. Çalışma Basıncı Max. Working Pressure	Sıvı Sıcaklığı Fluid Temperature	Çalışma Vizkosite Seviyesi Operating Viscosity Range	Havalı Çalışma Basıncı Pneumatic Working Pressure
VSM250	250 l/dk	350 bar	-10~+80~C	-12-100 cSt	7-12 bar

ZER



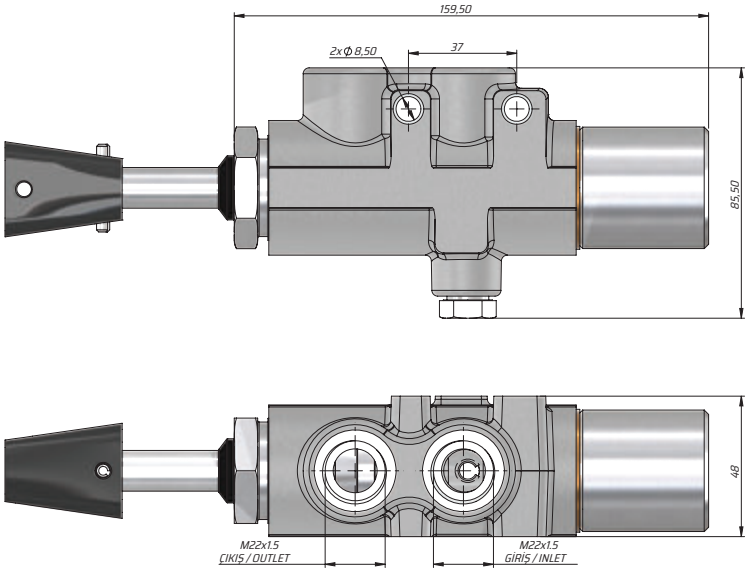

Kod Code	Debi Oranı Flow Rate	Max. Çalışma Basıncı Max. Working Pressure	Sıvı Sıcaklığı Fluid Temperature	Çalışma Vizkosite Seviyesi Operating Viscosity Range	Havalı Çalışma Basıncı Pneumatic Working Pressure
VZR110	110 l/dk	220 bar	-10~+80~C	-12-100 cSt	7-12 bar



ADAPTÖRLER
ADAPTERS

KAZELOGLU.COM.TR

KAZEL®
HYDRAULIC EQUIPMENTS

EVSAT-02

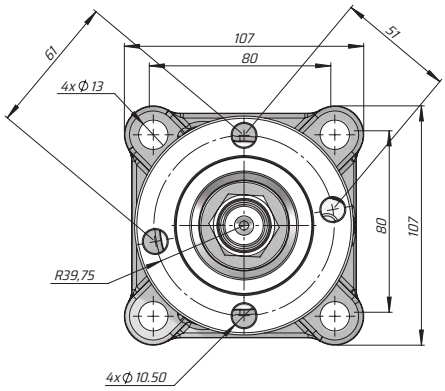

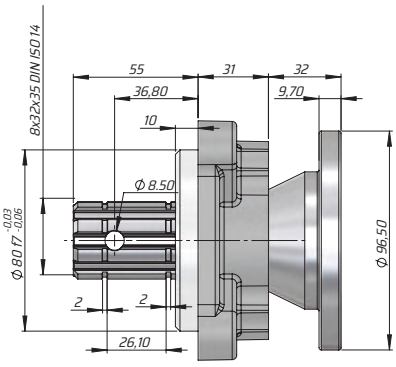

EVSAT-03

KOD
AK34SF1
3/4 Kısa Adaptör 3/4 Short Adaptor

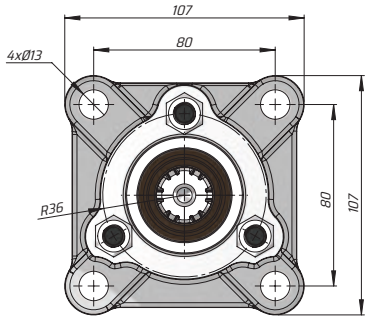

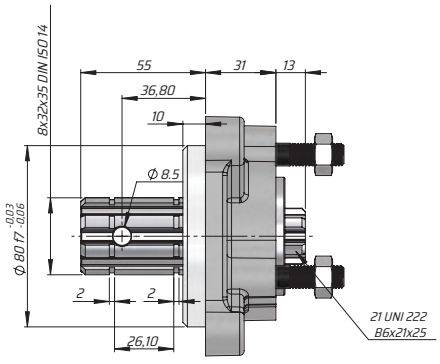

EVSAT-07

KOD
AKR345F1
3/4 Kısa Rulmanlı Flanslı Adaptör 3/4 Adapter With Short Bearing And Flange

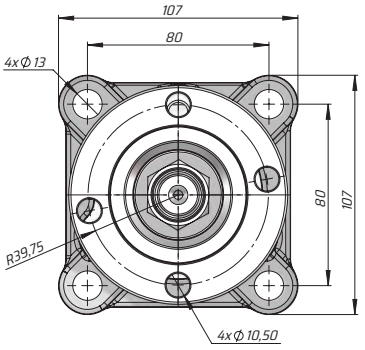

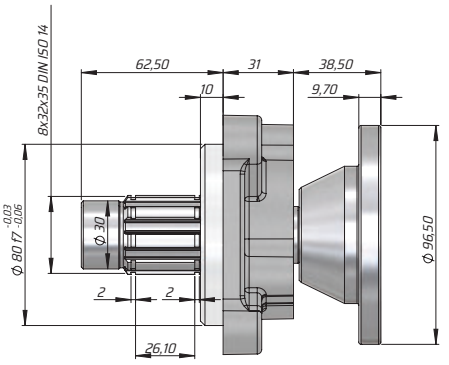

EVSAT-08

KOD
AK345F2
3/4 Kısa ASAE Adaptör 3/4 Short ASAE Adapter



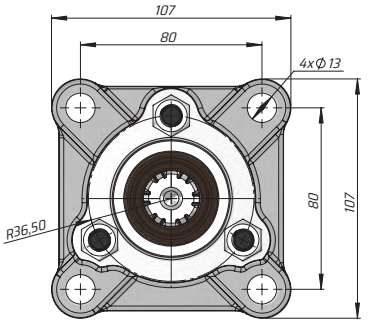

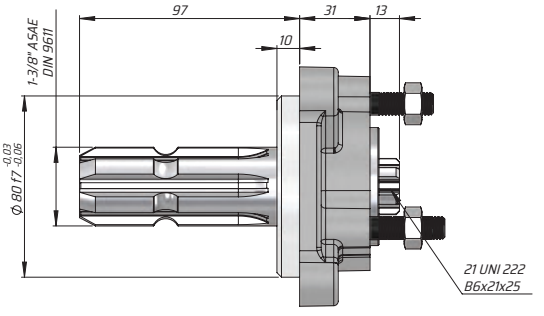

EVSAT-16

KOD
AKR34SF1
3/4 KISA RULMANLI FLANŞLI ADAPTÖR 3/4 ADAPTER WITH SHORT BEARING AND FLANGE

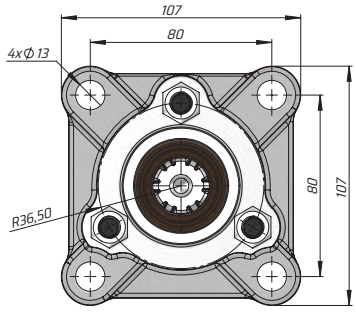

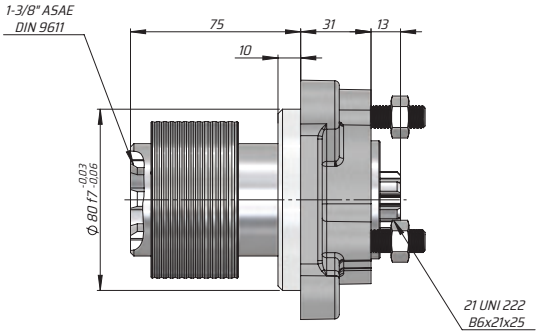

EVSAT-25

KOD
AK34SF1
3/4 KISA ADAPTÖR 3/4 SHORT ADAPTOR

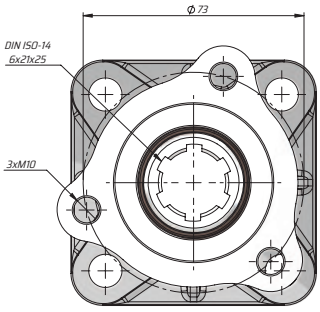

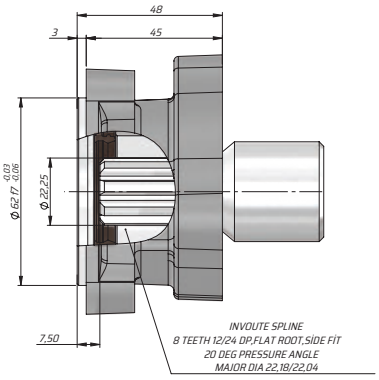

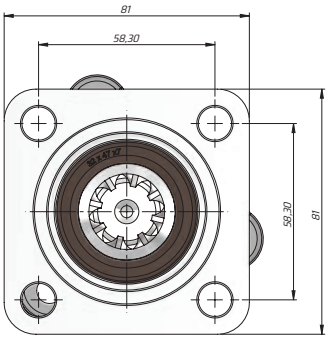

EVSAT-01

KOD
AU345F1
3/4 UZUN ADAPTÖR 3/4 LONG ADAPTER



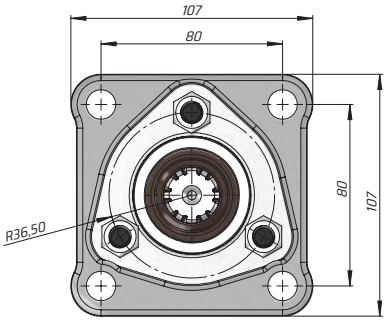

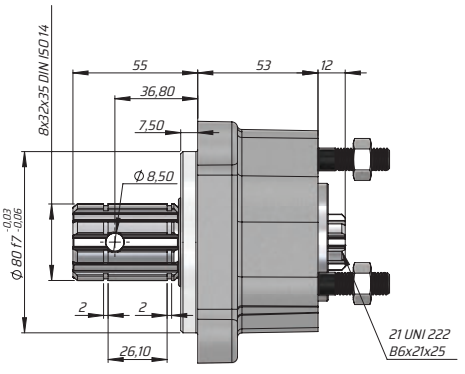

EVSAT-09

KOD
AUF345F1
3/4 UZUN FLANŞLI ADAPTÖR 3/4 LONG FLANGE ADAPTER



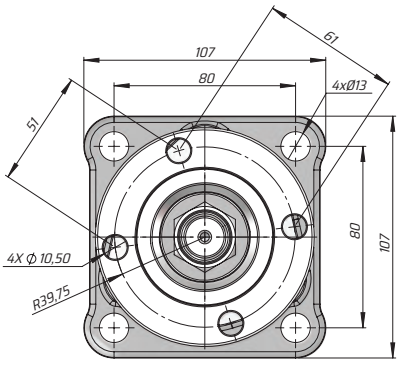

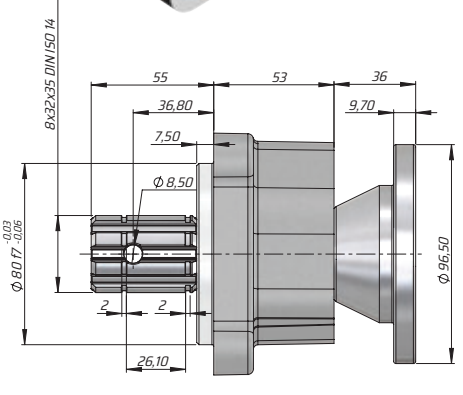



EVSAT-10

KOD
AUF34SF1
3/4 UZUN FLANŞLI ADAPTÖR 3/4 LONG FLANGE ADAPTER

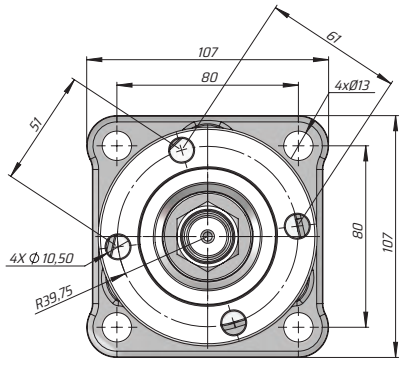

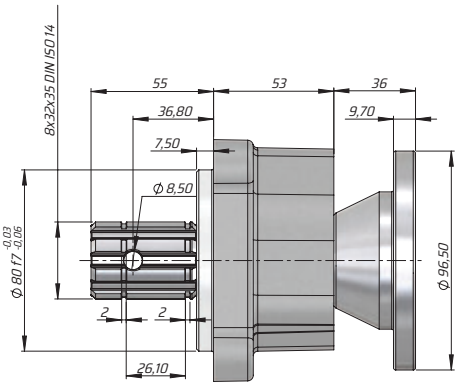

EVSAT-06

KOD
AU43SF1
4/3 ADAPTÖR 4/3 ADAPTER

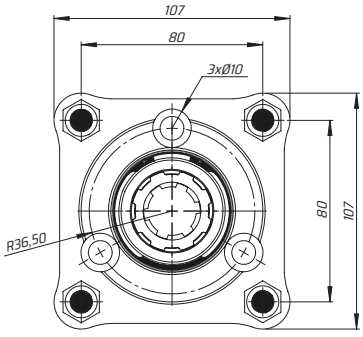

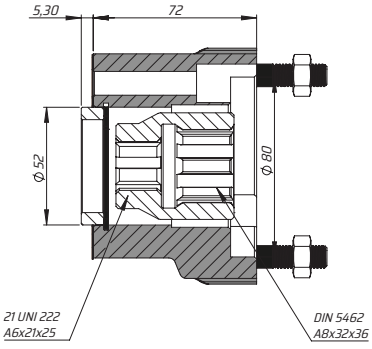

EVSAT-17

KOD
AU43SF2
4/3 ASAE ADAPTÖR 4/3 ASAE ADAPTER



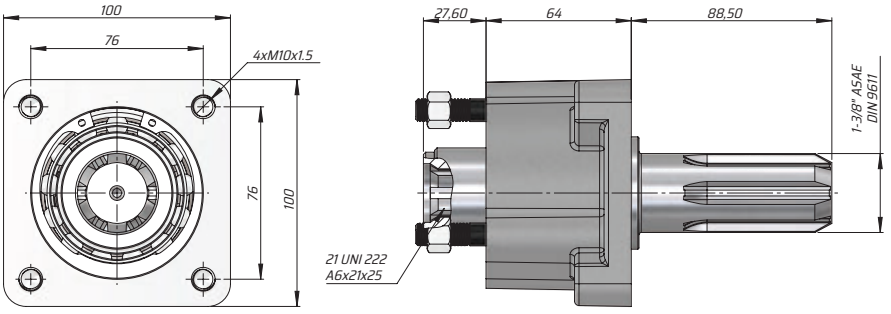

EVSAT-04

KOD
AKSF2
TRAKTÖR ADAPTÖR TRACTOR ADAPTER



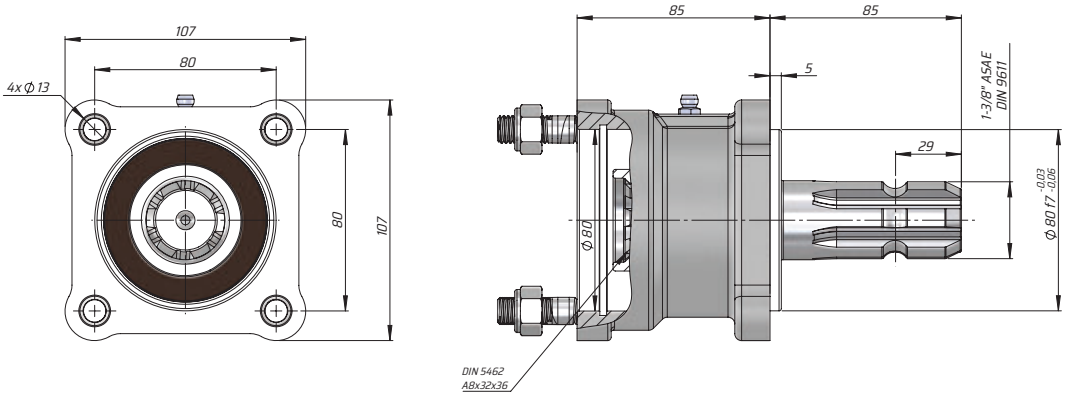

EVSAT-05

KOD
AURSF1
ARA UZATMA PITCH LENGTHENING

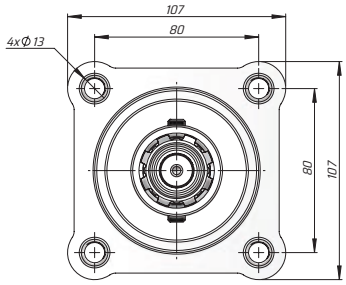

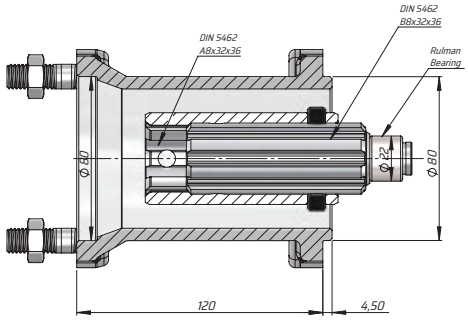

EVSAT-11

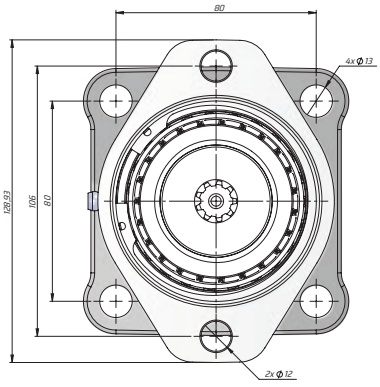

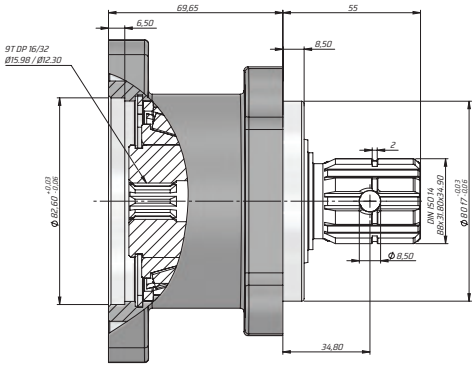

EVSAT-12

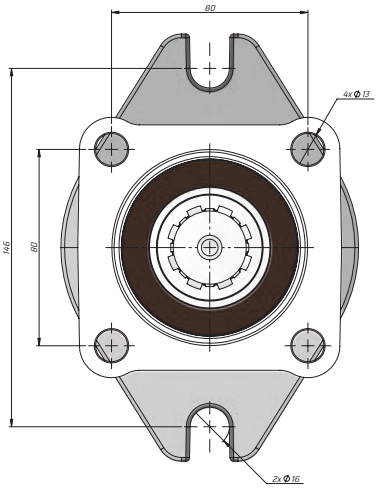

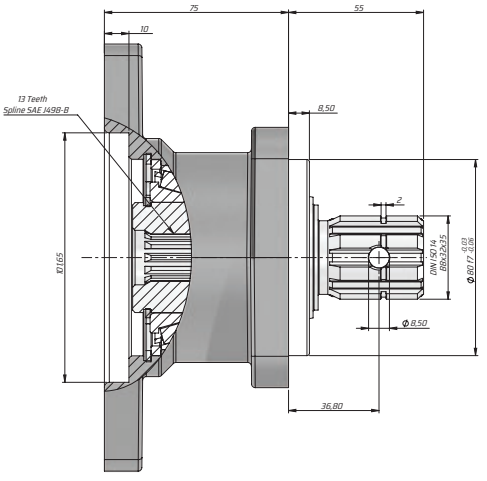

EVSAT-13

KOD
AKSF1
KISA ARA UZATMA RULMANLI PITCH LENGTHENING

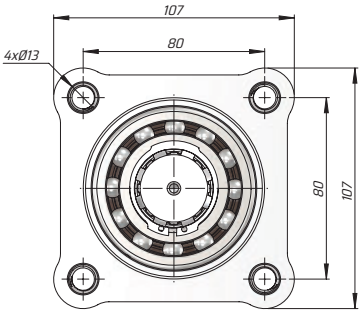

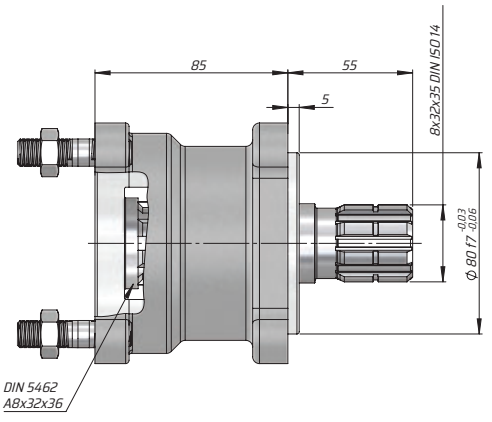

EVSAT-05

KOD
AURSF1
ARA UZATMA PITCH LENGTHENING

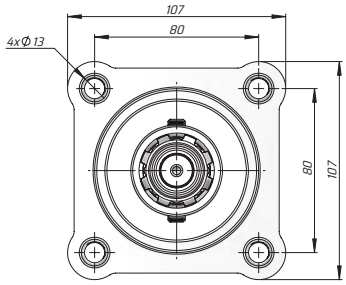

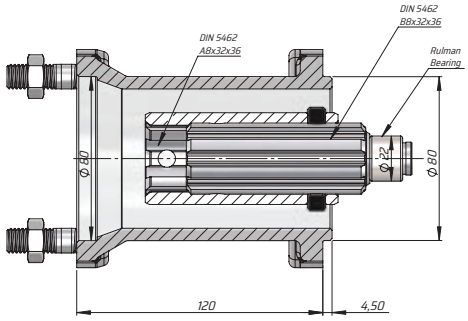

EVSAT-11

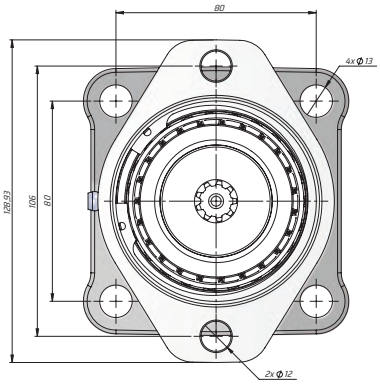

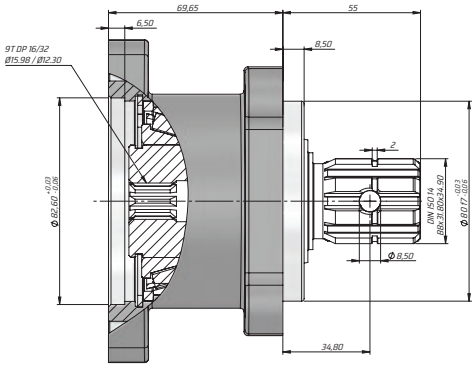

EVSAT-12

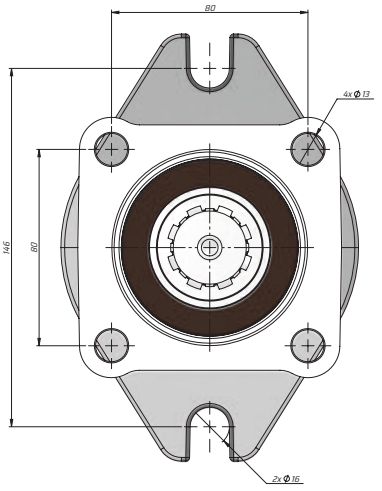

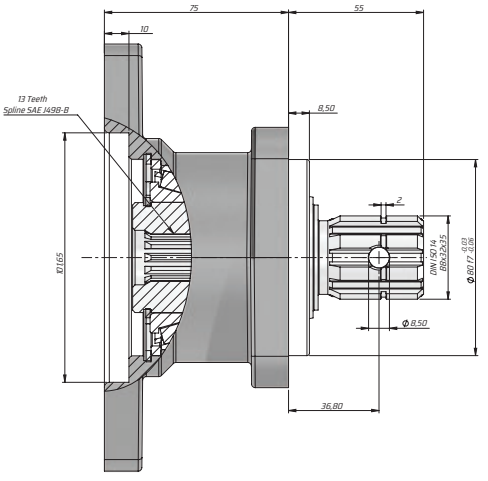

EVSAT-13

KOD
AKSF1
KISA ARA UZATMA RULMANLI PITCH LENGTHENING

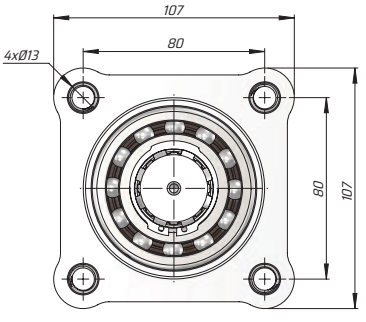

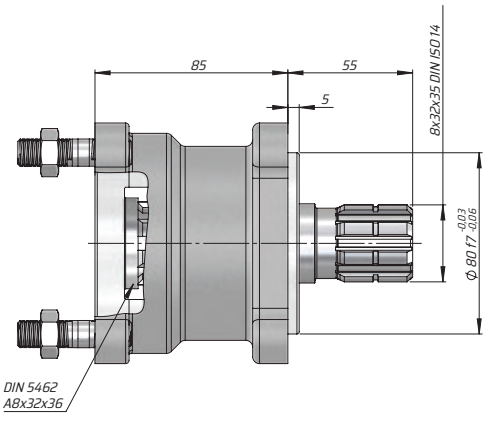

EVSAT-14-01 ARA UZATMA MONTAJ (DÜZ RULMANLI)

KOD	Max. Torque (Nm)	Max. Power 1000 (rpm)
AUSF101	500	71 C.V. // 53 Kw

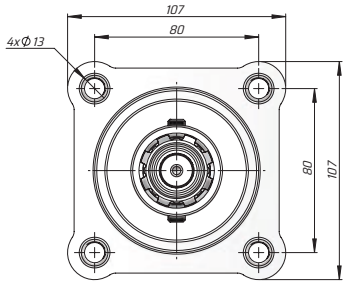

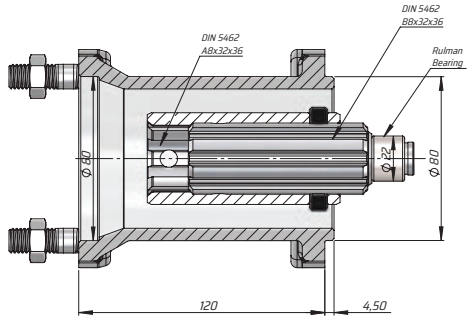



EVSAT-14-02 ARA UZATMA MONTAJ (KONİK RULMANLI)

KOD	Max. Torque (Nm)	Max. Power 1000 (rpm)
AUSF102	500	71 C.V. // 53 Kw

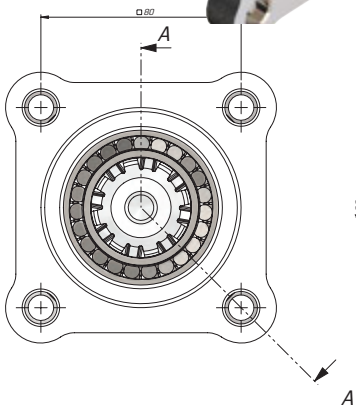

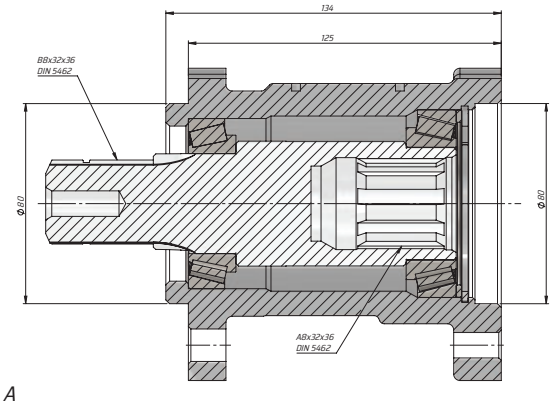

EVSAT-14-03 ARA UZATMA MONTAJ (KEÇELİ)

KOD	Max. Torque (Nm)	Max. Power 1000 (rpm)
AUSF103	500	71 C.V. // 53 Kw



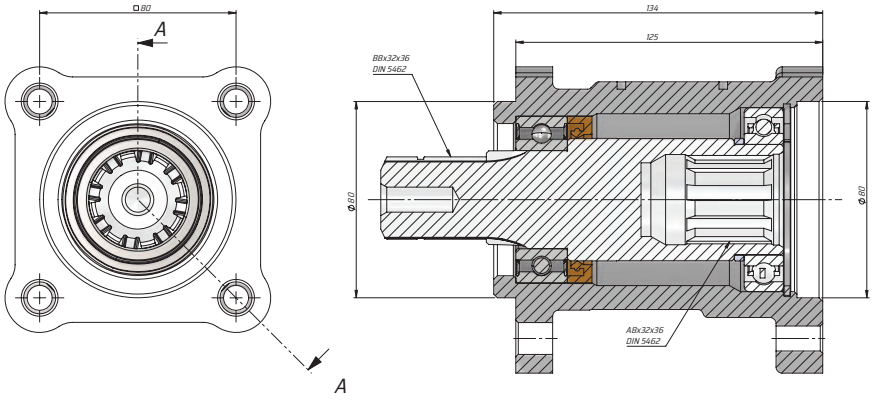

EVSAT-14-04 ARA UZATMA MONTAJ (DÜZ RULMANLI)-(ŞAFT 17-DİŞ)

KOD	Max. Torque (Nm)	Max. Power 1000 (rpm)
AUSF104	500	71 C.V. // 53 Kw



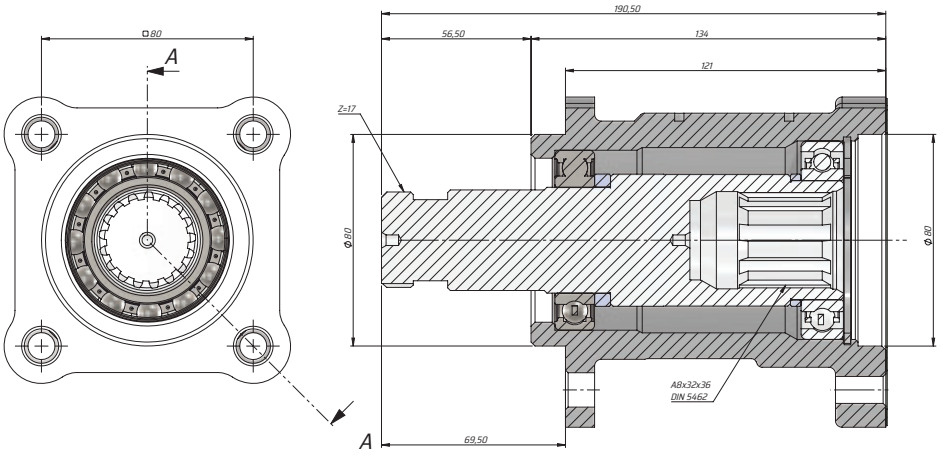



EVSAT-14-05 ARA UZATMA MONTAJ (DÜZ RULMANLI)-(ASAE ŞAFT)

KOD	Max. Torque (Nm)	Max. Power 1000 (rpm)
AUSF105	500	71 C.V. // 53 Kw

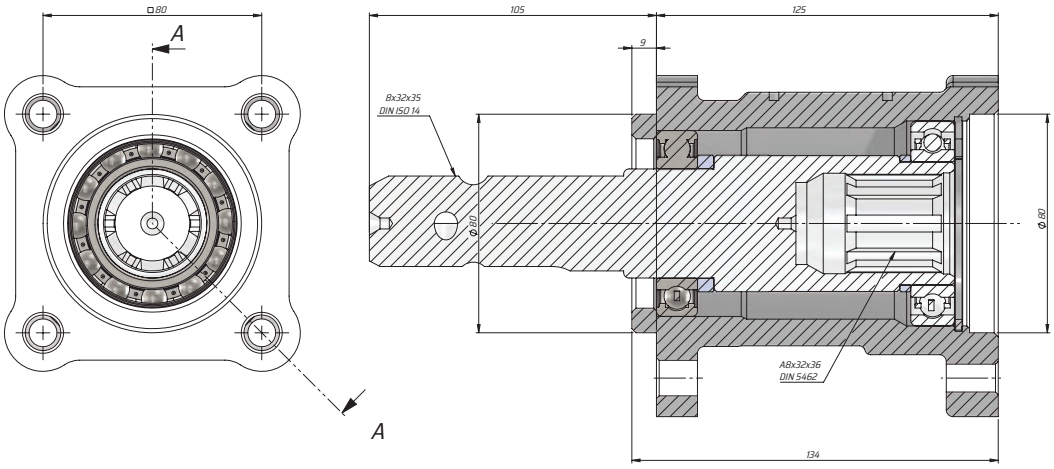

EVSAT-15

KOD	Max. Torque (Nm)	Max. Power 1000 (rpm)
AUSF102	500	71 C.V. // 53 Kw

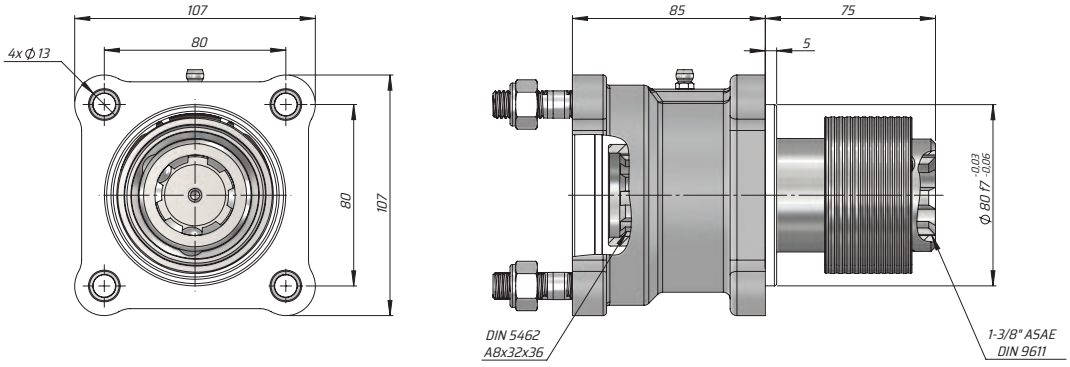

EVSAT-18

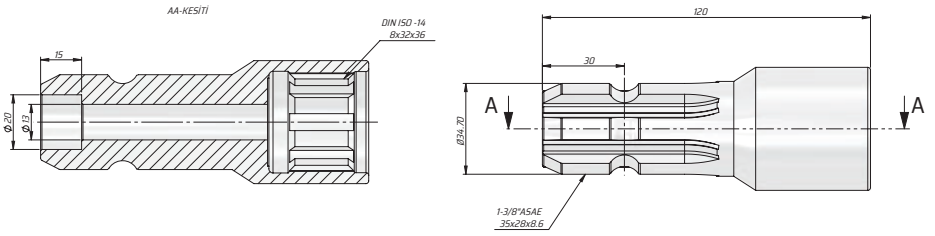

EVSAT-19

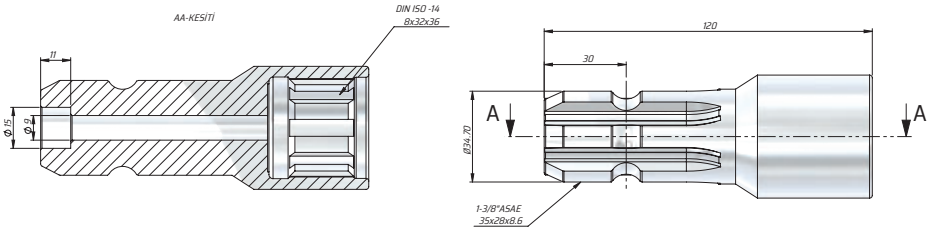

EVSAT-20

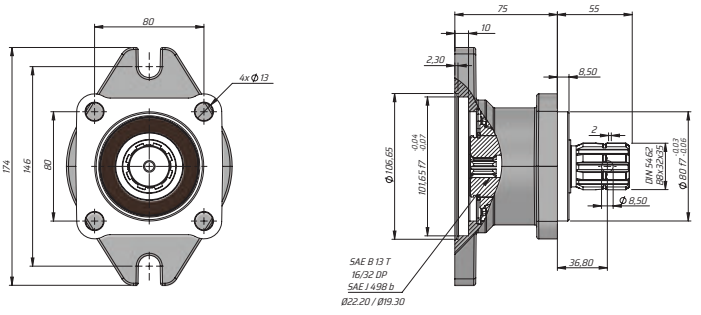

FLANŞLAR
FLANGES

KAZELOGLU.COM.TR

KAZEL®
HYDRAULIC EQUIPMENTS

Kod Code	SP11206

CEVHER-1

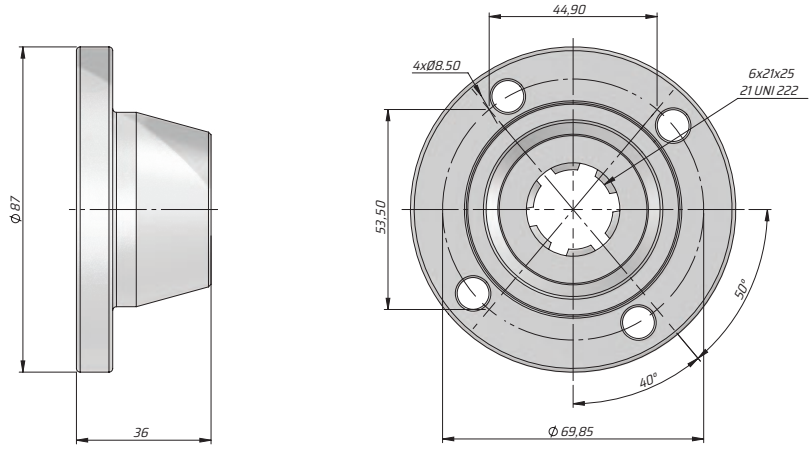

Kod Code	SP11208

CEVHER-2

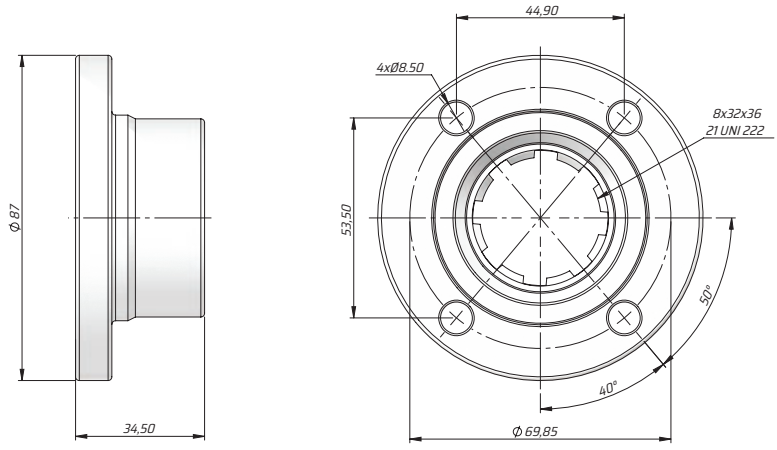

Kod Code	SP13006

CEVHER-3

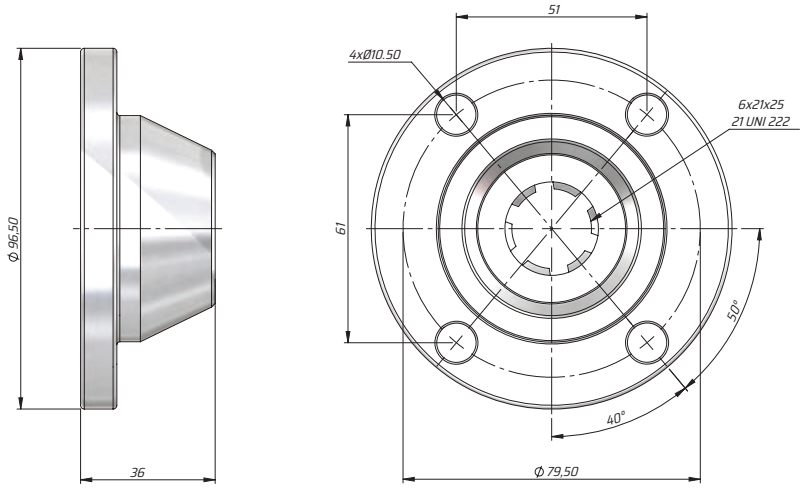

CEVHER-4

Kod / Code	SP13008

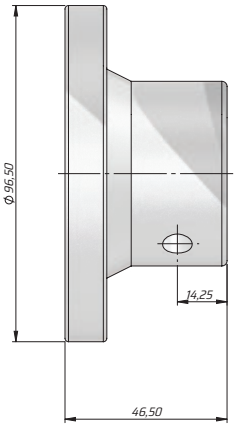

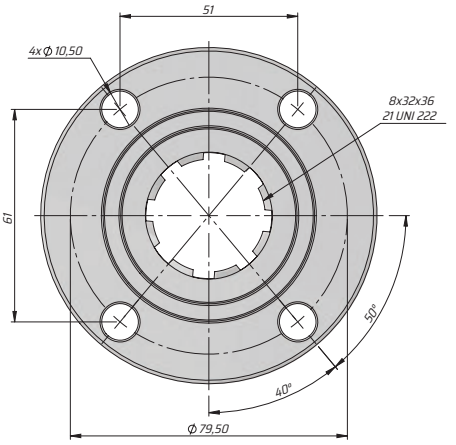

CEVHER-5

Kod / Code	SP00006

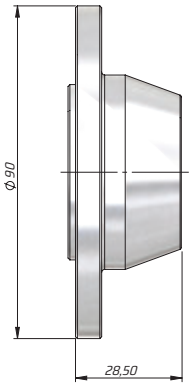

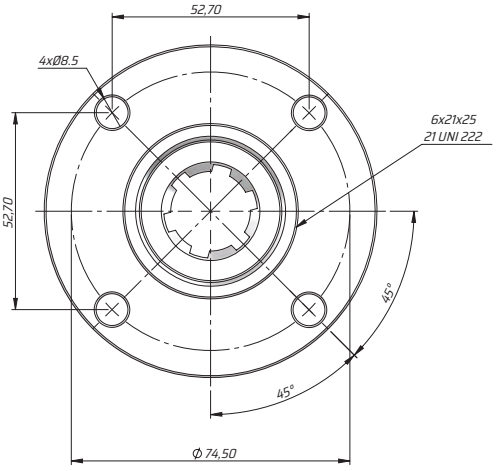

CEVHER-6

Kod / Code	SPR13008

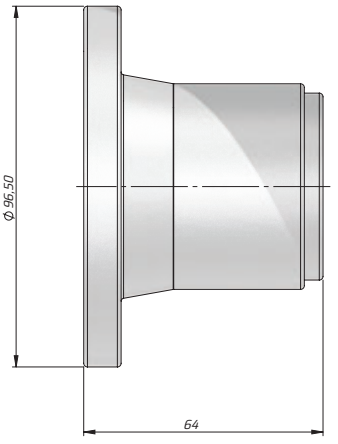

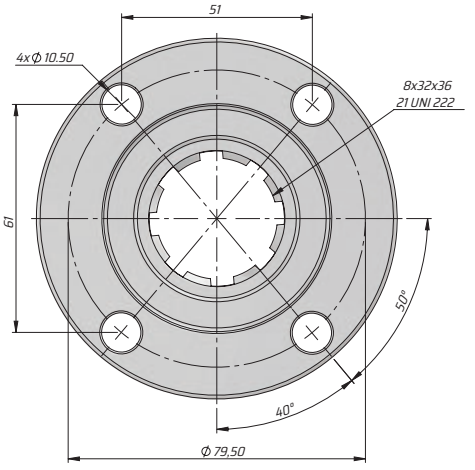

Kod Code	SP00106

CEVHER-7

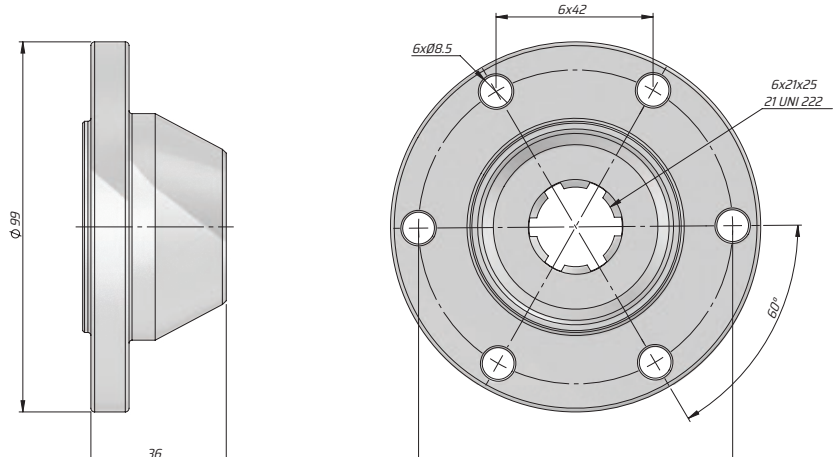

Kod Code	SP00108

CEVHER-8

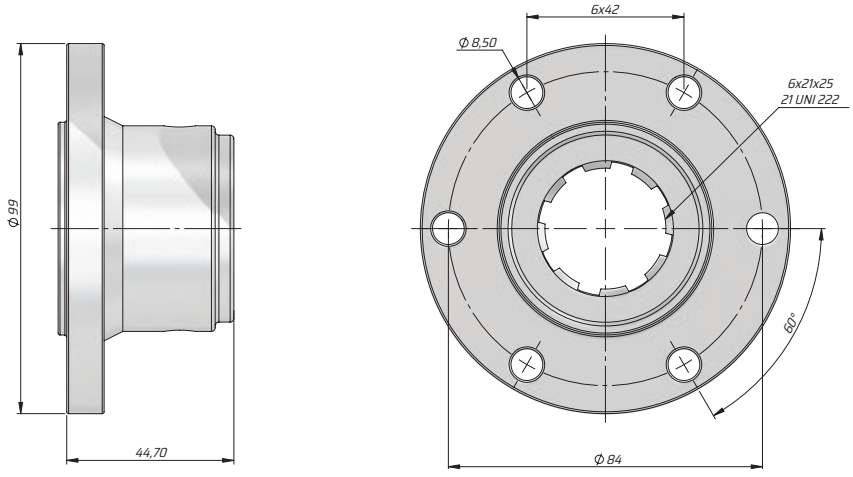

Kod Code	SP00008

CEVHER-9

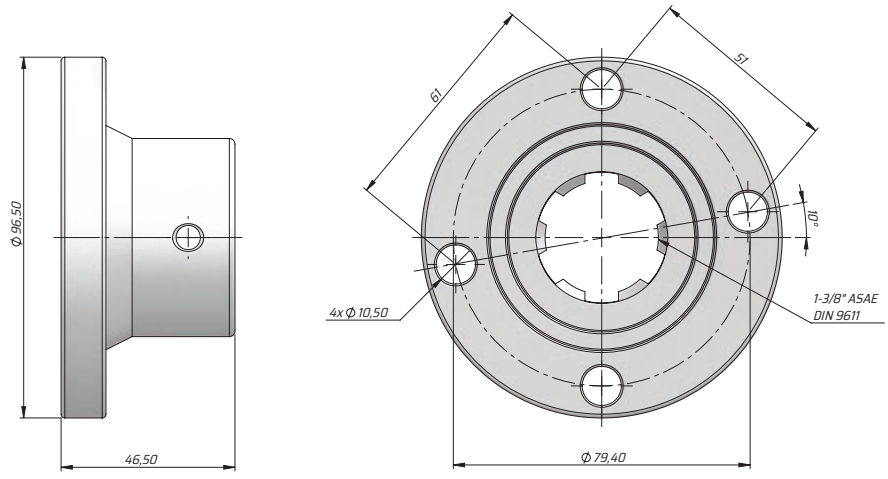

CEVHER-10

Kod Code	SP14006

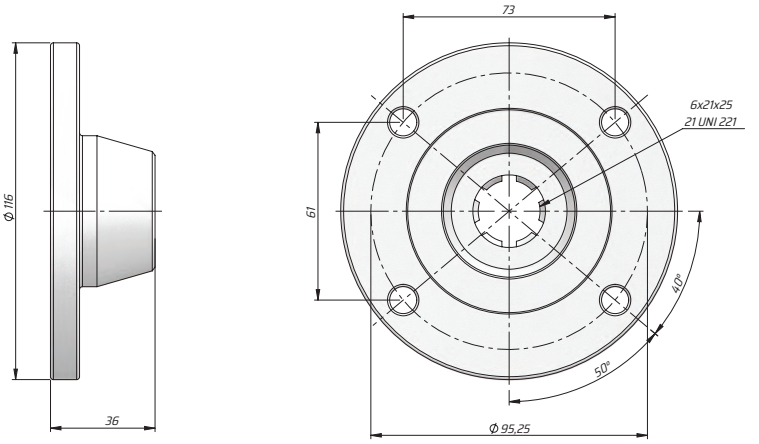

CEVHER-11

Kod Code	SP00118

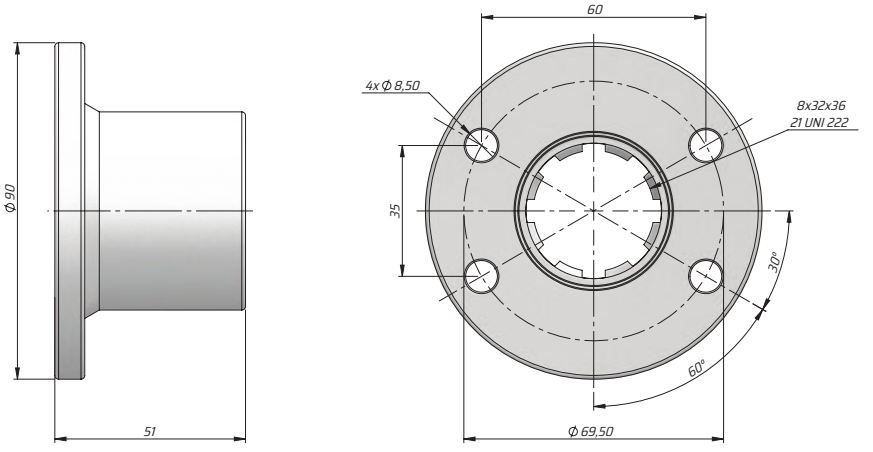

CEVHER-12

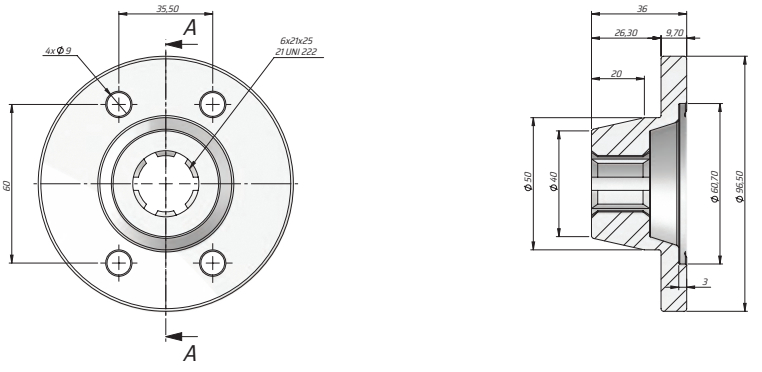

CEVHER-13

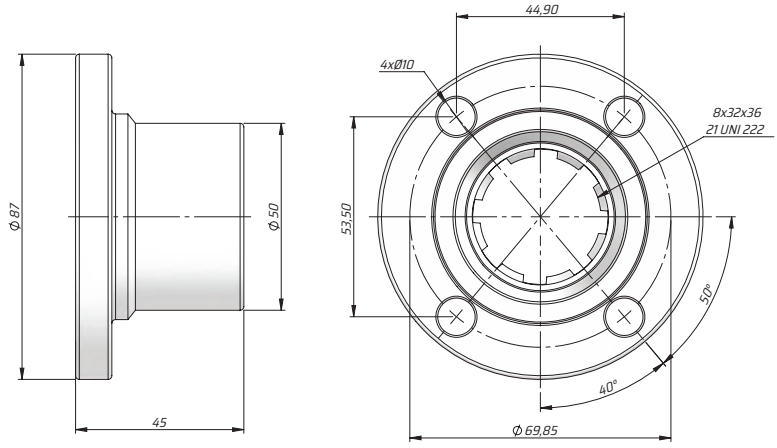

CEVHER-14

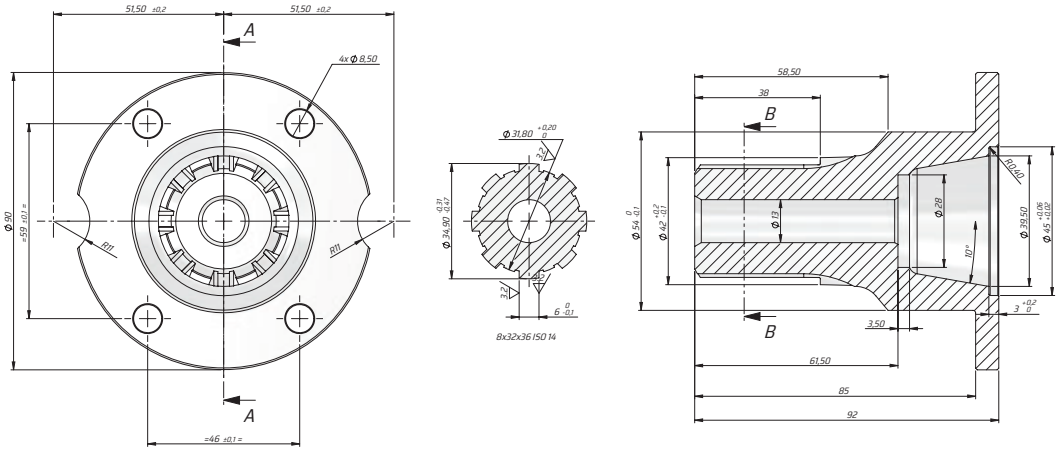

CEVHER-15

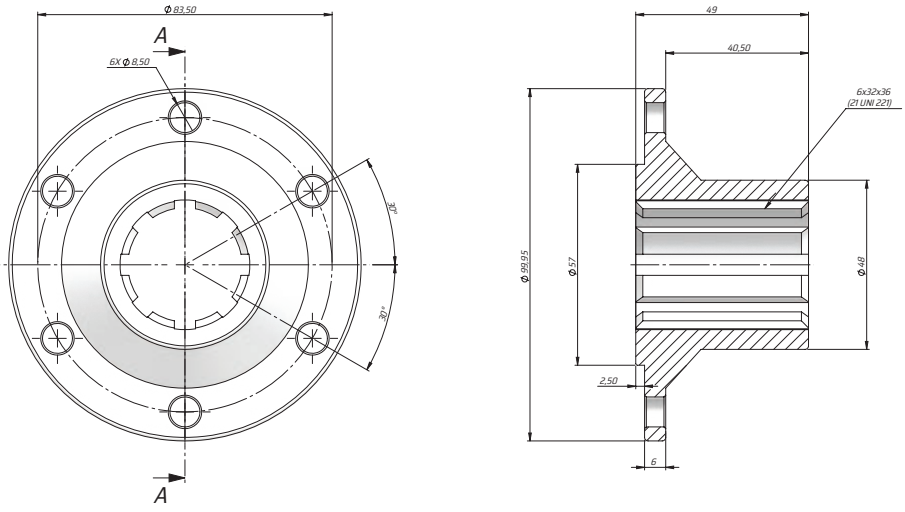

CEVHER-16

General Tolerances to DIN ISO 2768							
Anma Ölçüleri	0.5 ≤3	>3 ≤6	>6 ≤30	>30 ≤120	>120 ≤400	>400 ≤1000	>1000 ≤2000
İnce	0.05	0.05	0.1	0.15	0.2	0.3	0.5
Orta	0.1	0.1	0.2	0.3	0.5	0.8	1.2
Kaba	0.2	0.3	0.5	0.8	1.2	2	3

General Tolerances to DIN ISO 2768								
Açı Ölçüleri	≤10	>10 ≤50	>50 ≤120	>120 ≤400	>400	Radius Pah	0.5 ≤3	>3 ≤6	>6 ≤30
İnce	1	0.3	0.2	0.1	0.5	İnce	0.2	0.5	1
Orta	1	0.3	0.2	0.1	0.5	Orta	0.2	0.5	1
Kaba	1.3	0.1	0.30	0.15	0.10	Kaba	0.4	1	2

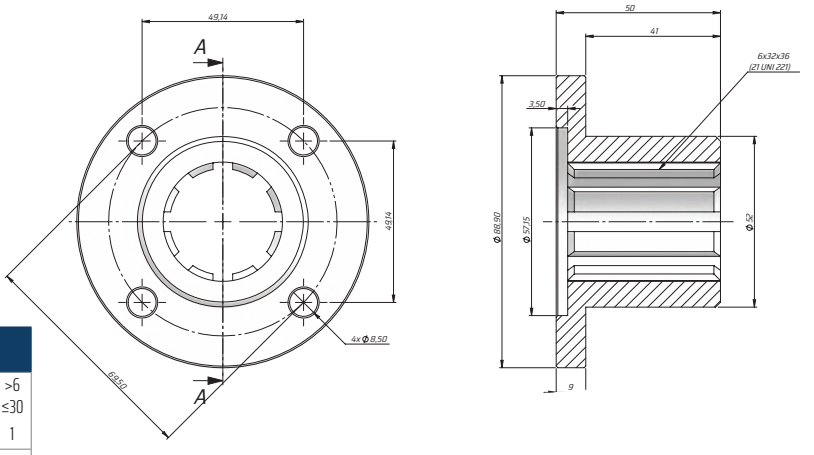

CEVHER-17

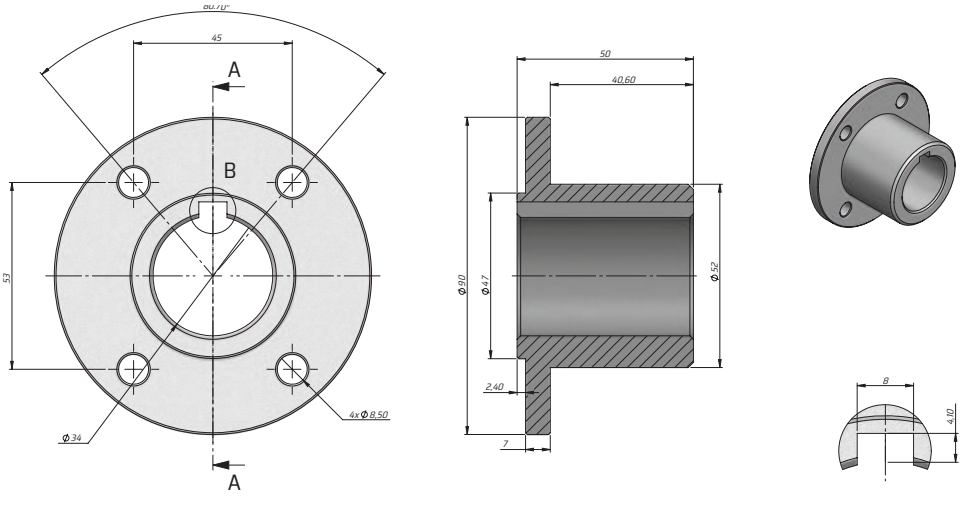

CEVHER-18

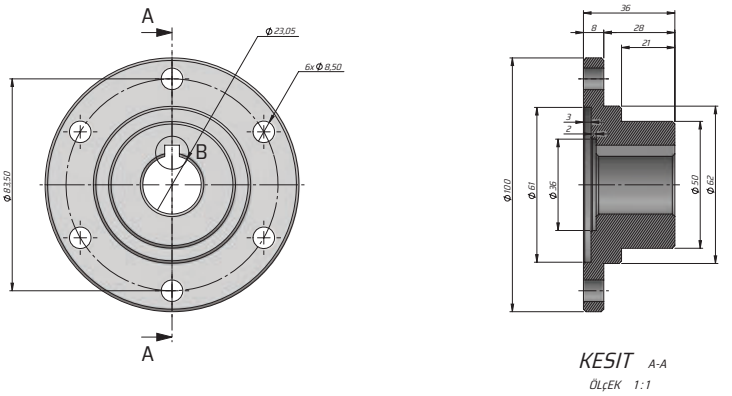

KESIT A-A
ÖLÇEK 1:1

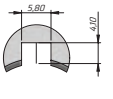

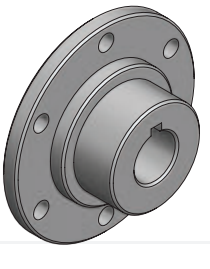



KAPLİNLER
COUPLING

KAZELOGLU.COM.TR

KAZEL®
HYDRAULIC EQUIPMENTS

COUPLING-01

KAPLİN-01

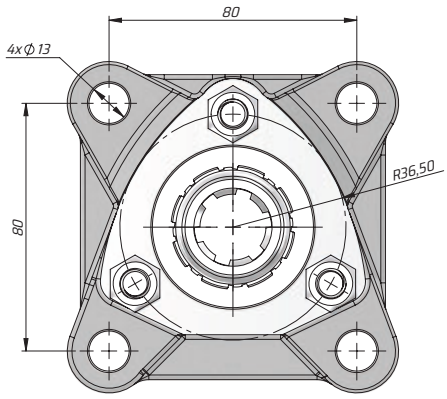

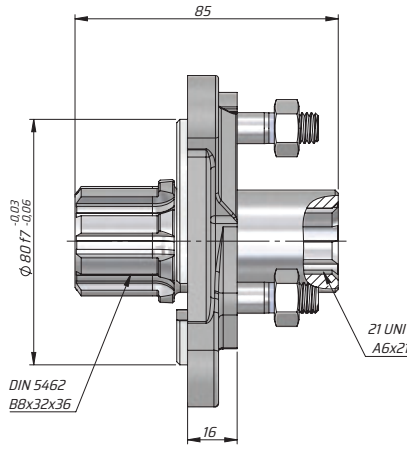

COUPLING-02

KAPLİN-02

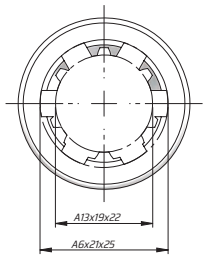



COUPLING-03

KAPLİN-03

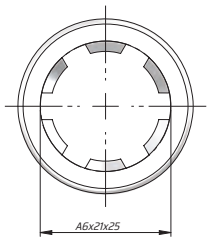

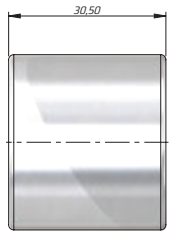

COUPLING-04

KAPLİN-04

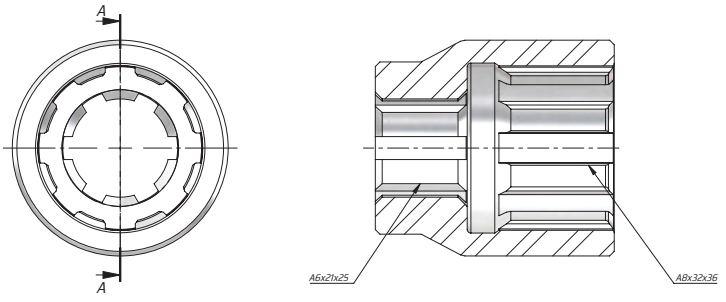

COUPLING-05

KAPLİN-5

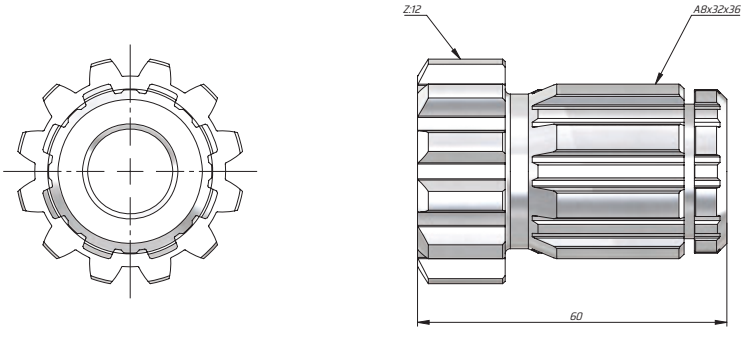

COUPLING-10

KAPLİN-10

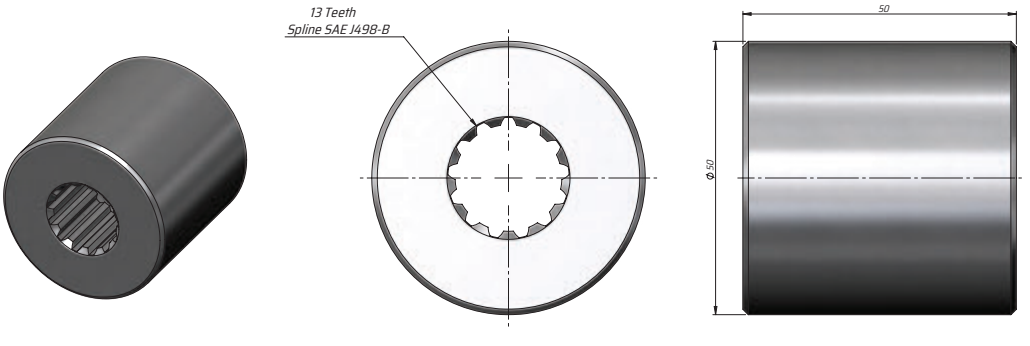

COUPLING-11

KAPLİN-11

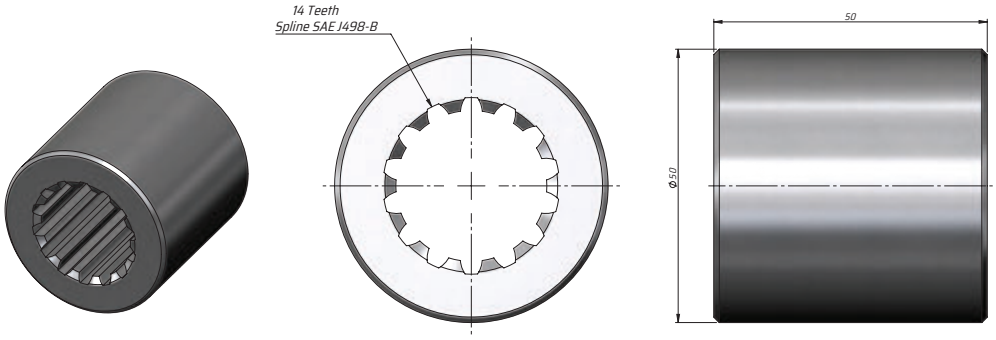

COUPLING-12

KAPLİN-12

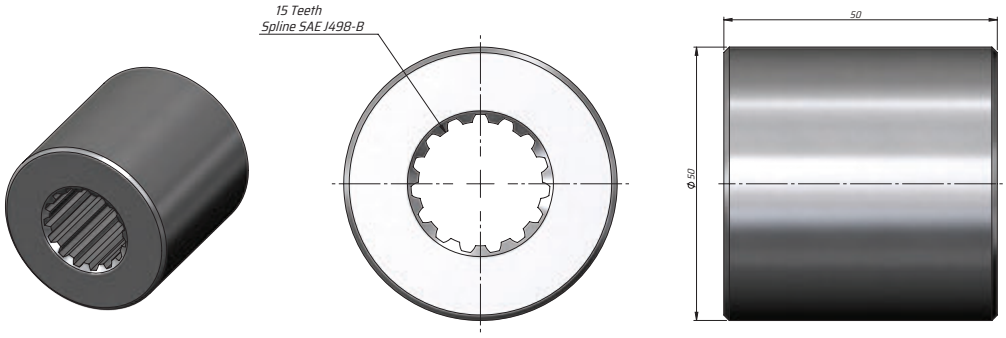

COUPLING-13

KAPLİN-13

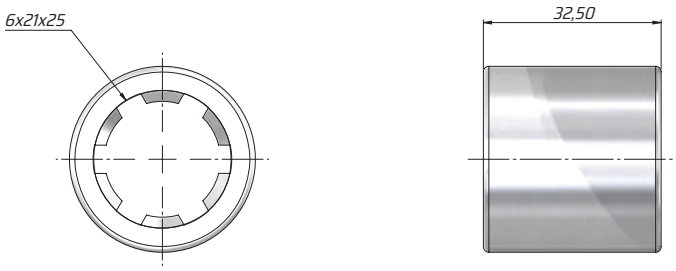

COUPLING-14

KAPLİN-14

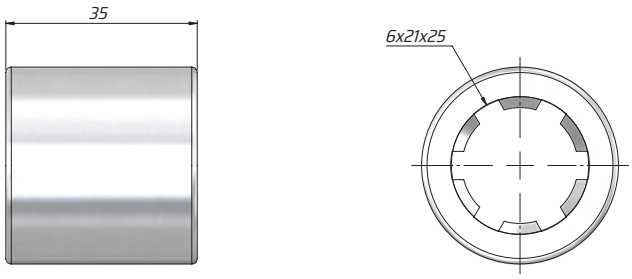



YAĞ TANKLARI
OIL TANKS

KAZELOGLU.COM.TR

KAZEL®
HYDRAULIC EQUIPMENTS

KAZEL HYDRAULIC EQUIPMENTS

TECHNICAL DATA
TEKNİK DATALAR

OIL TANKS
YAĞ TANKLARI

FILTERED UNDER CHASSIS STEEL OIL TANK-1

FİLTRELİ ŞASE ALTI ÇELİK YAĞ TANKI-1

Item	QTY	Boyutlar Dimensions	Material Malzeme
1	1	TANK BODY	STEEL-2mm
2	2	SIDE PLATE	STEEL-2mm
3	2	BRACKET	STEEL-4m
4	4	BRACKET RUBBER	RUBBER
5	2	BELT	STEEL-1mm
6	2	BELT RUBBER	RUBBER
7	1	FILLING NECK	-
8	1	PLATE AND FILTER	-
9	4	PIN ASSEMBLY	-
10	1	OIL LEVEL INDICATOR	-
11	1	SUCTION PORT	G1 1/4"

Kod Code	Kapasite (Lt) Capacity (Lt)	A
TSMIF1001	100	275
TSMIF1201	120	330
TSMIF1351	135	375
TSMIF1501	150	425
TSMIF1651	165	450
TSMIF1701	170	475
TSMIF1801	180	500
TSMIF1901	190	525
TSMIF2001	200	550
TSMIF2501	250	700

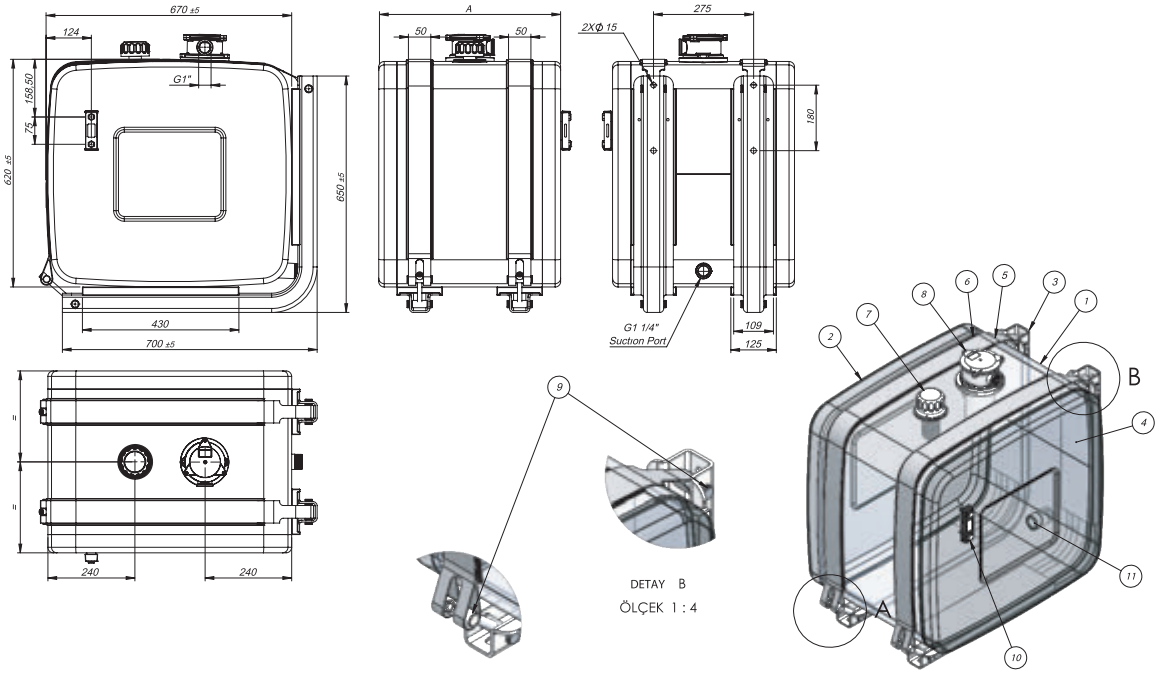

UNDER CHASSIS STEEL OIL TANK WITHOUT FILTER

FİLTRESİZ ŞASE ALTI ÇELİK YAĞ TANKI

Item	QTY	Boyutlar Dimensions	Material Malzeme
1	1	TANK BODY	STEEL-2mm
2	2	SIDE PLATE	STEEL-2mm
3	2	BRACKET	STEEL-4mm
4	4	BRACKET RUBBER	RUBBER
5	2	BELT	STEEL-1mm
6	2	BELT RUBBER	RUBBER
7	1	FILLING NECK	-
8	1	PLEYT	-
9	4	PIN ASSEMBLY	-
10	1	OIL LEVEL INDICATOR	-
11	1	SUCTION PORT	G1 1/4"

Kod Code	Kapasite (Lt) Capacity (Lt)	A
TSMNF1001	100	275
TSMNF1201	120	330
TSMNF1351	135	375
TSMNF1501	150	425
TSMNF1651	165	450
TSMNF1701	170	475
TSMNF1801	180	500
TSMNF1901	190	525
TSMNF2001	200	550
TSMNF2501	250	700

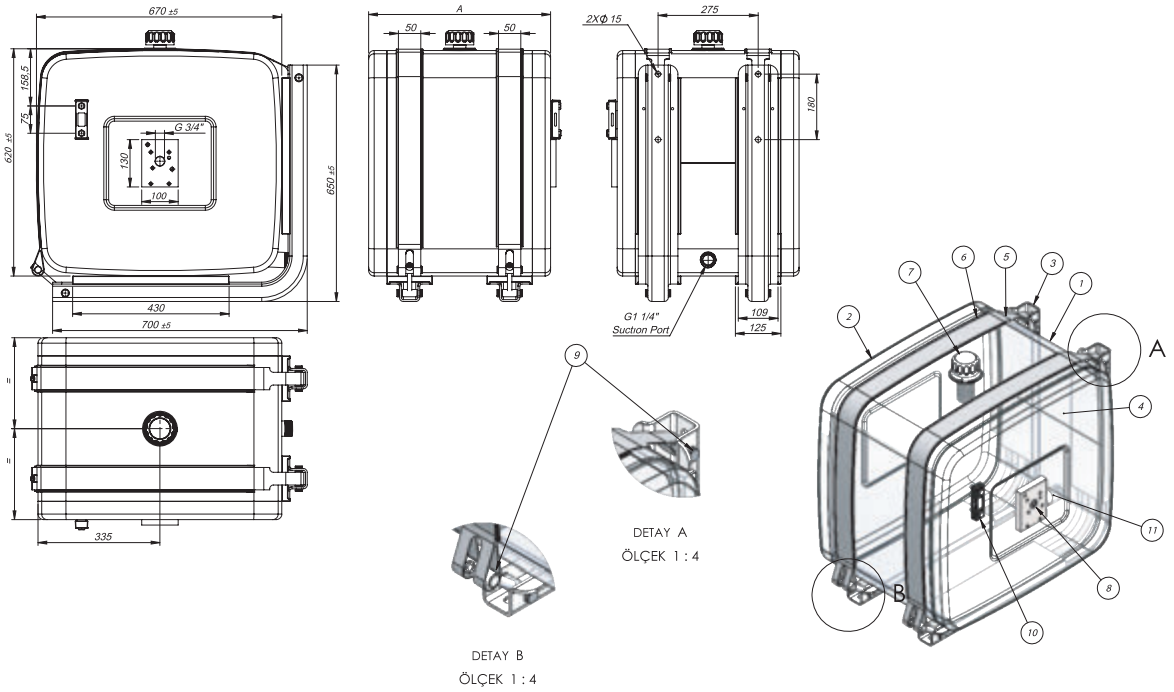

KAZEL HYDRAULIC EQUIPMENTS

TECHNICAL DATA
TEKNİK DATALAR

OIL TANKS
YAĞ TANKLARI

UNDER CHASSIS STEEL OIL TANK WITH INTERNAL FILTER

İÇTEN FİLTRELİ ŞASE ALTI ÇELİK YAĞ TANKI

Item	QTY	Boyutlar Dimensions	Material Malzeme
1	1	TANK BODY	STEEL-2mm
2	2	SIDE PLATE	STEEL-2mm
3	2	BRACKET	STEEL-4m
4	4	BRACKET RUBBER	RUBBER
5	2	BELT	STEEL-1mm
6	2	BELT RUBBER	RUBBER
7	1	FILLING NECK	-
8	1	PLATE AND FILTER	-
9	4	PIN ASSEMBLY	-
10	1	OIL LEVEL INDICATOR	-
11	1	SUCTION PORT	G1 1/4"

Kod Code	Kapasite (Lt) Capacity (Lt)	A
TSMIF1001	100	275
TSMIF1201	120	330
TSMIF1351	135	375
TSMIF1501	150	425
TSMIF1651	165	450
TSMIF1701	170	475
TSMIF1801	180	500
TSMIF1901	190	525
TSMIF2001	200	550
TSMIF2501	250	700

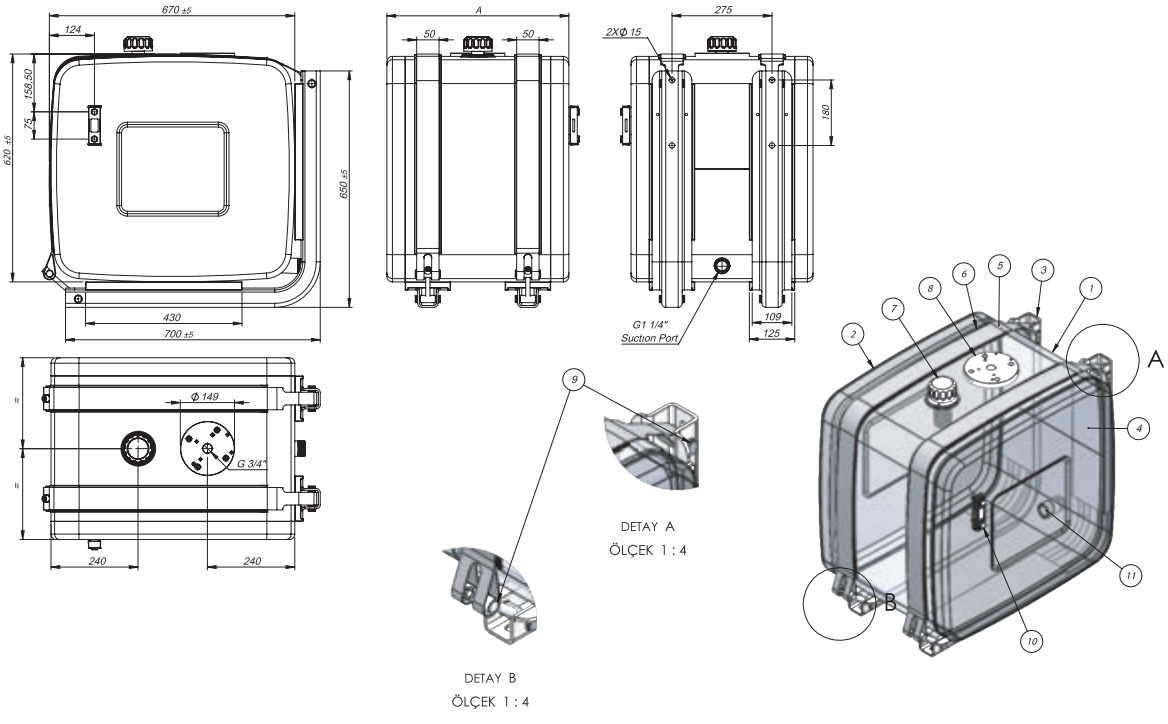

UNDER CHASSIS ALUMINUM OIL TANK WITH FILTER

FİLTRELİ ŞASE ALTI ALÜMİNYUM YAĞ TANKI

Item	QTY	Boyutlar Dimensions	Material Malzeme
1	1	TANK BODY	STEEL-2mm
2	2	SIDE PLATE	STEEL-2mm
3	2	BRACKET	STEEL-4mm
4	4	BRACKET RUBBER	RUBBER
5	2	BELT	STEEL-1mm
6	2	BELT RUBBER	RUBBER
7	1	FILLING NECK	-
8	1	PLEYT	-
9	4	PIN ASSEMBLY	-
10	1	OIL LEVEL INDICATOR	-
11	1	SUCTION PORT	G1 1/4"

Kod Code	Kapasite (Lt) Capacity (Lt)	A
TSMAIF1001	100	265
TSMAIF1201	120	320
TSMAIF1351	135	350
TSMAIF1501	150	400
TSMAIF1651	165	425
TSMAIF1701	170	450
TSMAIF1801	180	470
TSMAIF1901	190	500
TSMAIF2001	200	525
TSMAIF2501	250	650

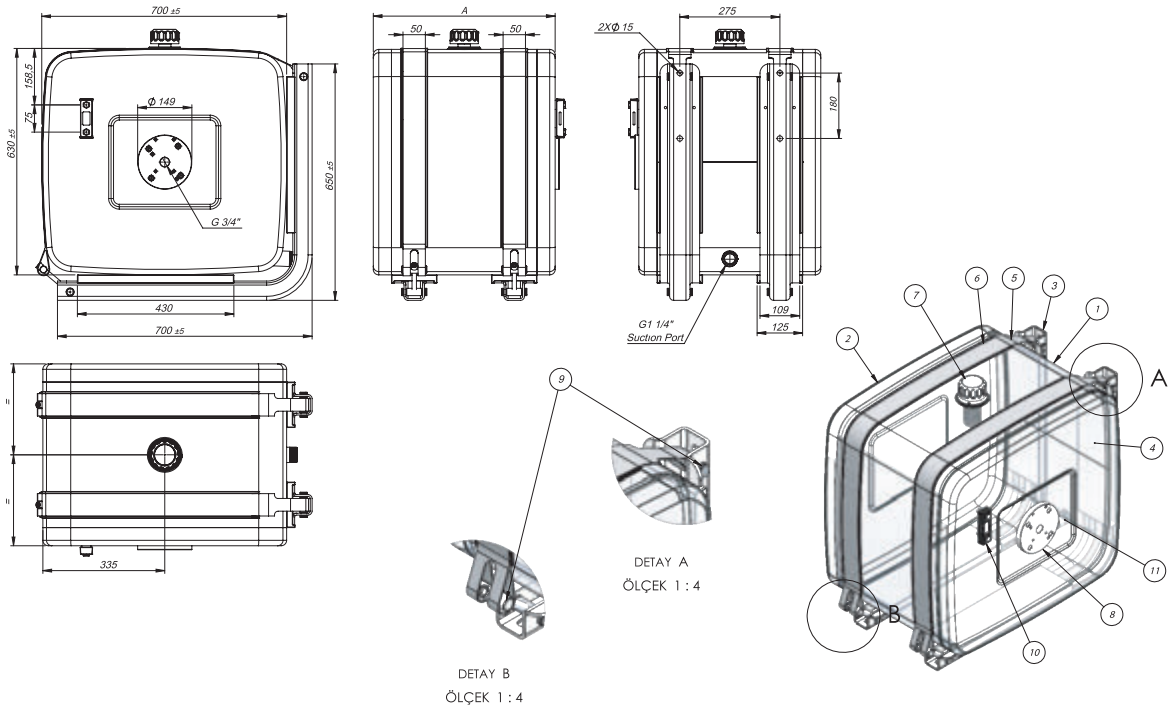

KAZEL HYDRAULIC EQUIPMENTS

TECHNICAL DATA
TEKNİK DATALAR

OIL TANKS
YAĞ TANKLARI

FILTERED UNDER CHASSIS ANGLE OIL TANK

FİLTRELİ ŞASE ALTI AÇILI YAĞ TANKI



Item	QTY	Boyutlar Dimensions	Material Malzeme
1	1	TANK BODY	STEEL-2mm
2	2	SIDE PLATE	STEEL-2mm
3	2	BRACKET	STEEL-4mm
4	4	BRACKET RUBBER	RUBBER
5	2	BELT	STELL-1mm
6	2	BELT RUBBER	RUBBER
7	1	FILLING NECK	-
8	1	FILTER SYSTEM	-
9	1	SPY EYE	G 1/2"
10	1	SUCTION PORT	G1 1/2"
11	1	BREATING FILTER PLUG	G 1/2"
12	4	PIN ASSEMBLY	-

Kod Code	Kapasite (Lt) Capacity (Lt)	A
TSMRF1002	100	350
TSMRF1502	150	500
TSMRF1802	180	600
TSMRF2502	250	800

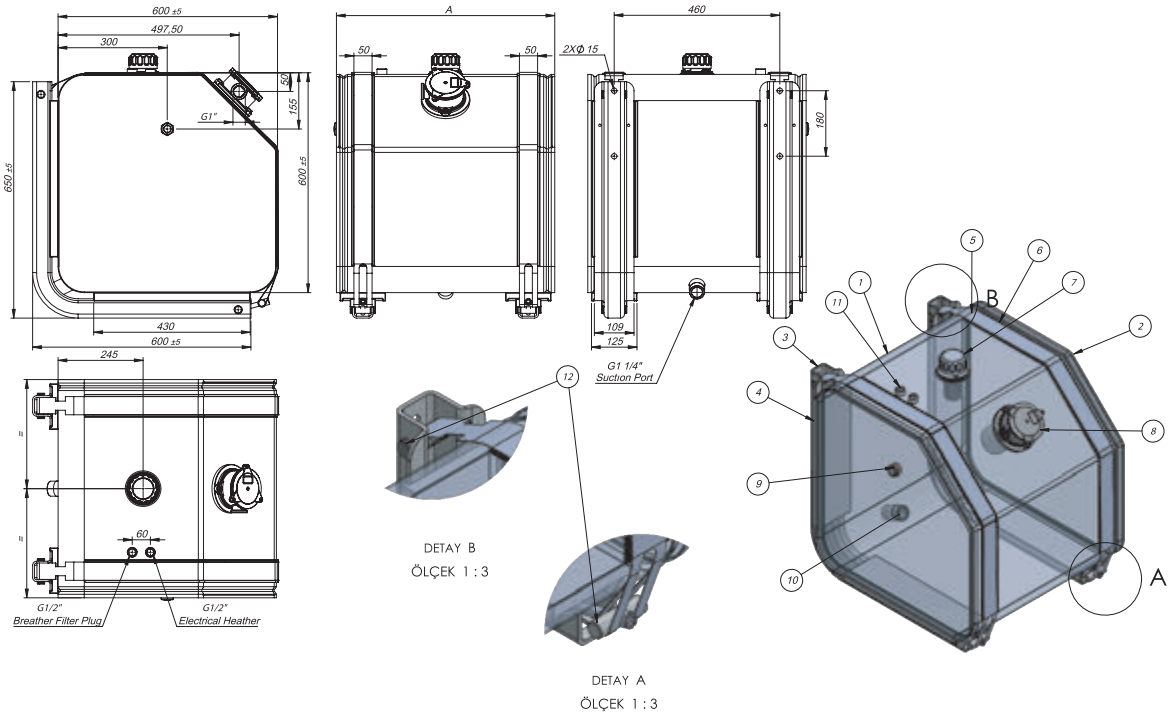

FILTERED UNDER CHASSIS STEEL OIL TANK-2

FİLTRELİ ŞASE ALTI ÇELİK YAĞ TANKI-2

Item	QTY	Boyutlar Dimensions	Material Malzeme
1	1	TANK BODY	STEEL-2mm
2	2	SIDE PLATE	STEEL-2mm
3	1	FILLING NECK	-
4	1	FILTER SYSTEM	-
5	1	OIL LEVEL INDICATOR	-
6	1	OUTLET	G 1/2"
7	1	OUTLET	G 3/4"

Kod Code	Kapasite (Lt) Capacity (Lt)	A	B	C
TSMRF151	15	265	290	285
TSMRF251	25	265	290	400
TSMRF301	30	265	290	450
TSMRF401	40	475	290	300
TSMRF601	60	475	290	490
TSMRF801	80	475	290	650

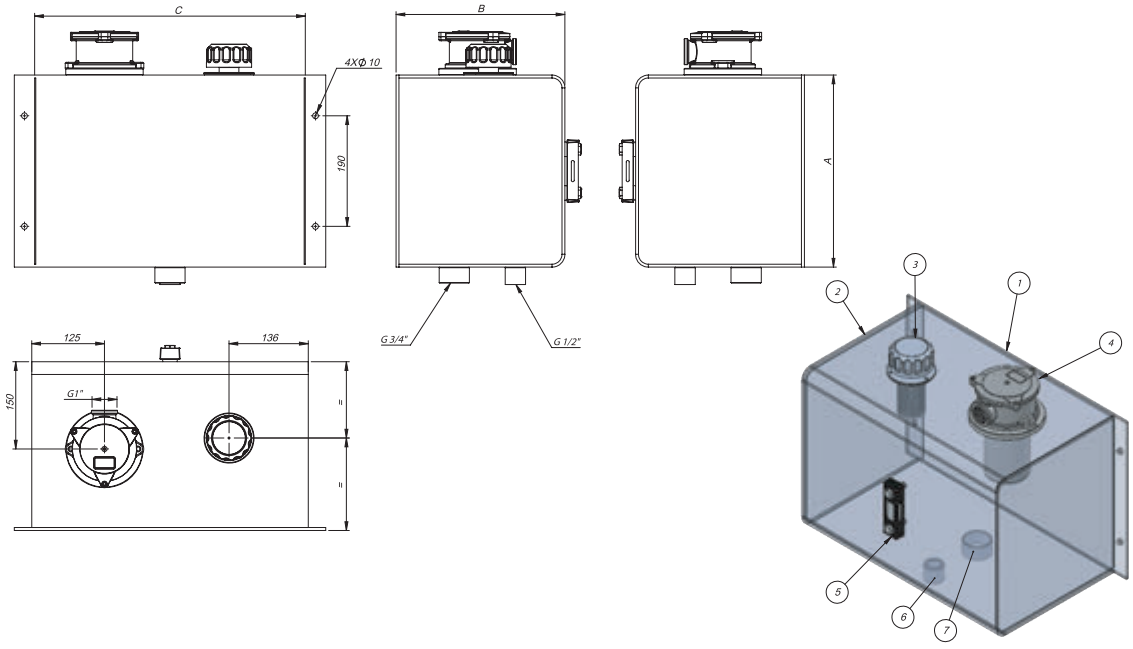

KAZEL HYDRAULIC EQUIPMENTS

TECHNICAL DATA
TEKNİK DATALAR

OIL TANKS
YAĞ TANKLARI

STEEL OIL TANK ON THE CHASSIS WITH INTERNAL FILTER

İÇTEN FİLTRELİ ŞASE ÜSTÜ ÇELİK YAĞ TANKI

Item	QTY	Boyutlar Dimensions	Material Malzeme
1	1	TANK BODY	STEEL-2mm
2	2	SIDE PLATE	STEEL-2mm
3	2	BRACKET	STEEL-4mm
4	2	BELT	STEEL-1mm
5	1	PLEYT AND FİLTER	-
6	1	FILLING NECK	-
7	1	SPY EYE	-
8	1	SUCTION PORT	G1 1/4"

Kod Code	Kapasite (Lt) Capacity (Lt)	A
TRMIF1001	100	650
TRMIF1201	120	745
TRMIF1501	150	925
TRMIF1801	180	1090
TRMIF2001	200	1200

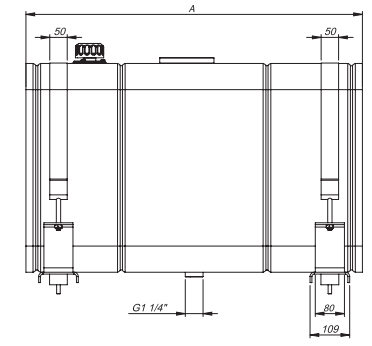

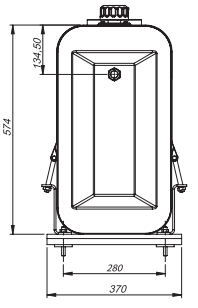

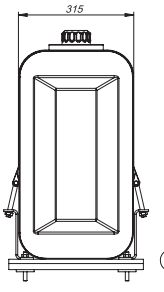

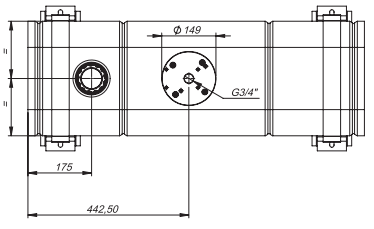

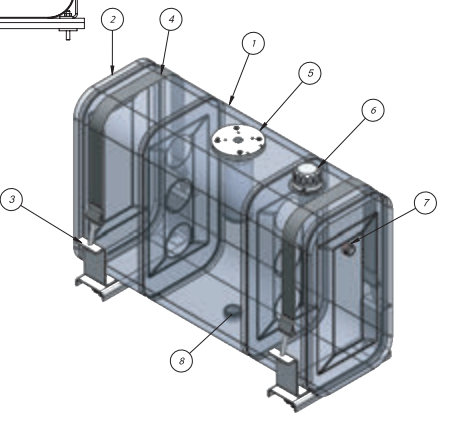

FILTERED CASE TOP STEEL OIL TANK

FİLTRELİ SASE ÜSTÜ ÇELİK YAĞ TANKI

Item	QTY	Boyutlar Dimensions	Material Malzeme
1	1	TANK BODY	STEEL-2mm
2	2	SIDE PLATE	STEEL-2mm
3	2	BRACKET	STEEL-4mm
4	2	BELT	STEEL-1mm
5	1	BREATHER PLUG	-
6	1	VALVE PLEYT	-
7	1	FILLING NECK	-
8	1	SPY EYE	-
9	1	SUCTION PORT	G1 1/4"

Kod Code	Kapasite (Lt) Capacity (Lt)	A
TRMRF1001	100	650
TRMRF1201	120	745
TRMRF1501	150	925
TRMRF1801	180	1090
TRMRF2001	200	1200



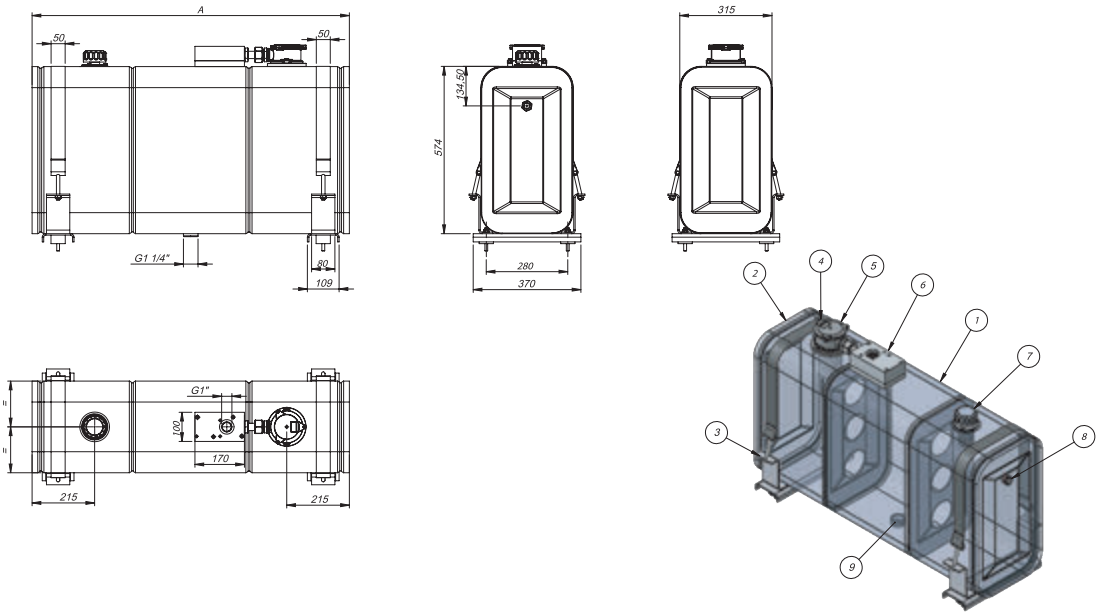

KAZEL HYDRAULIC EQUIPMENTS

TECHNICAL DATA
TEKNİK DATALAR

OIL TANKS
YAĞ TANKLARI

STEEL OIL TANK ON THE CHASSIS WITH FILTER

FİLTRELİ ŞASE ÜSTÜ ÇELİK YAĞ TANKI

Item	QTY	Boyutlar Dimensions	Material Malzeme
1	1	TANK BODY	STEEL-2mm
2	2	SIDE PLATE	STEEL-2mm
3	2	BRACKET	STEEL-4mm
4	2	BELT	STEEL-1mm
5	1	FILLING NECK	-
6	1	PLEYT	-
7	1	SUCTION PORT	G1 1/4"
8	1	SPY EYE	-

Kod Code	Kapasite (Lt) Capacity (Lt)	A
TRMNF0551	55	370
TRMNF0701	70	470
TRMNF0801	80	520
TRMNF1001	100	650
TRMNF1201	120	740
TRMNF1801	180	1090
TRMNF2001	200	1200

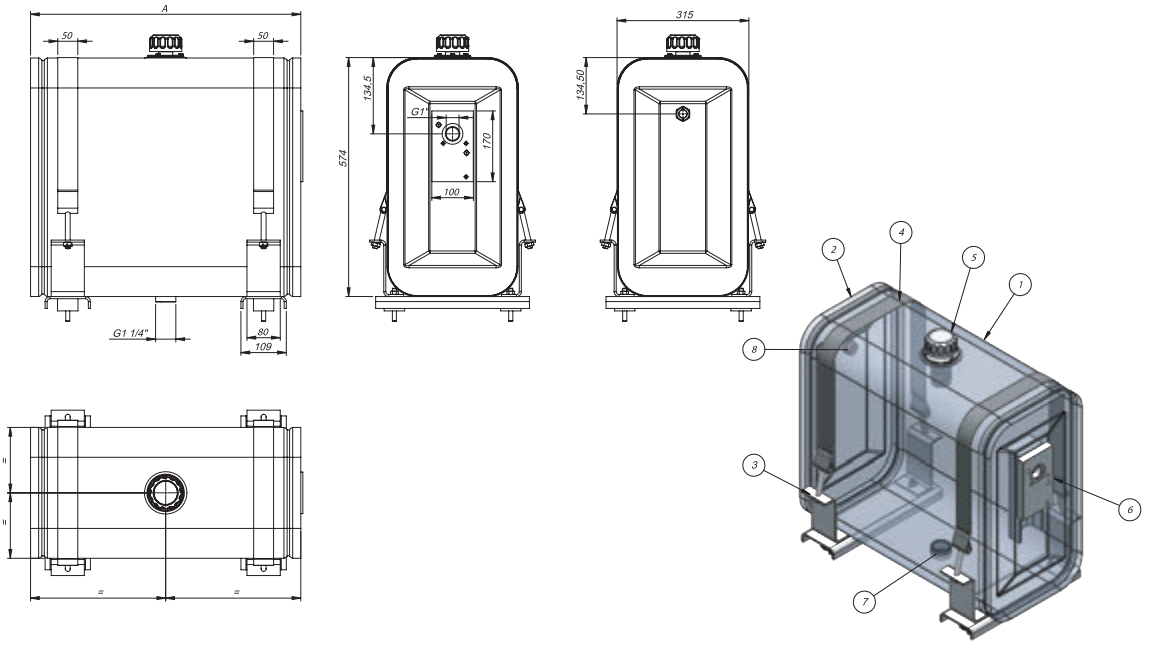

STEEL OIL TANK ON THE CHASSIS WITH FILTER

FİLTRELİ ŞASE ÜSTÜ ÇELİK YAĞ TANKI

Item	QTY	Boyutlar Dimensions	Material Malzeme
1	1	TANK BODY	STEEL-2mm
2	2	SIDE PLATE	STEEL-2mm
3	2	BRACKET	STEEL-4mm
4	2	FİLTER	-
5	1	FILLING NECK	-
6	1	OIL LEVEL INDICATOR	-
7	1	SUCTION PORT	G1"/ G1 1/4"

Kod Code	Kapasite (Lt) Capacity (Lt)	A	B	C	D	E	F
TRMRF0201	20	370	220	250	G1"	100	75
TRMRF0251	25	370	270	300		100	75
TRMRF0351	35	370	220	400		100	75
TRMRF0501	50	360	320	500		150	100
TRMRF0601	60	360	300	600	G1 1/4"	150	100

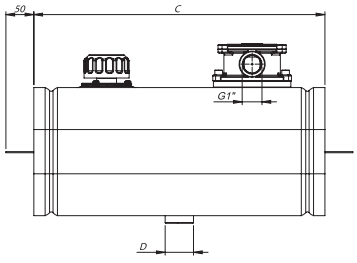

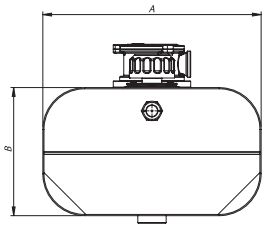

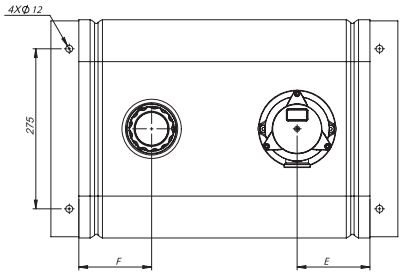

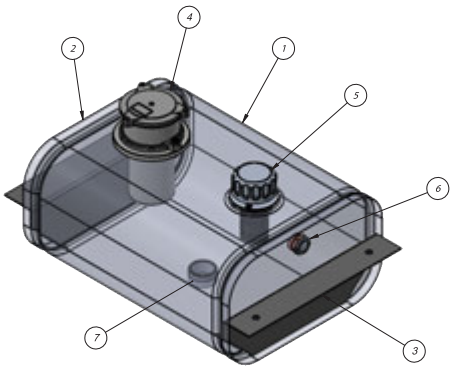



YEDEK PARÇALAR
SPARE PARTS

KAZELOGLU.COM.TR

KAZEL®
HYDRAULIC EQUIPMENTS

SUCTION HOSE R4

Uzunluk Length (mm)	Hortum Çapı Hose Diameter
1000	
1500	3/4"
2000	1"
2500	1 1/4"
3000	1 1/2"
3500	2"

PRESSURE HOSE R2 - 90° ELBOW - STRAIGHT

Uzunluk Length (mm)	Hortum Çapı Hose Diameter
1000	
1500	3/4"
2000	1"
2500	1 1/4"
3000	1 1/2"
3500	2"

PRESSURE HOSE R2 - STRAIGHT - STRAIGHT

Uzunluk Length (mm)	Hortum Çapı Hose Diameter
1000	
1500	3/4"
2000	1"
2500	1 1/4"
3000	1 1/2"
3500	2"

PRESSURE HOSE R2 - 90° ELBOW - 90° ELBOW

Uzunluk Length (mm)	Hortum Çapı Hose Diameter
1000	
1500	3/4"
2000	1"
2500	1 1/4"
3000	1 1/2"
3500	2"

OIL INDICATOR
PRODUCT TYPE
76 mm
127 mm

RETURN FILTER
PRODUCT TYPE
110 lt
150 lt

RETURN FILTER
PRODUCT TYPE
240 lt
260 lt

FILLER CUP
PRODUCT TYPE
FILLER CUP



FILTER FLANGE
PRODUCT TYPE
SQUARE

FILTER CONNECTION
PRODUCT TYPE
--

BALL VALVE
PRODUCT TYPE
R 1/2"
R 3/4"
R 1"
R 1 1/4"
R 1 1/2"
R 2"

HOSE CLIP
PRODUCT TYPE
Ø 44-Ø 46
Ø 47-Ø 51
Ø52 -Ø 55
Ø 56-Ø 61
Ø 62-Ø 66
Ø 74-Ø 83

FILTER FLANGE
PRODUCT TYPE
OVAL

KAZEL HYDRAULIC EQUIPMENTS

TECHNICAL DATA
TEKNİK DATALAR

SPARE PARTS
YEDEK PARÇALAR

WASHER
PRODUCT TYPE
R 3/8"
R 3/4"
R 1"
R 1 1/4"

WASHER WITH SEAL
PRODUCT TYPE
R 3/8"
R 1/2"
R 3/4"
R 1"
R 1 1/4"
R 1 1/2"
R 2"

AIR HOSE-Ø6
PRODUCT TYPE
10 mt
15 mt
20 mt
25 mt
30 mt
35 mt

AIR FITTING "T"
PRODUCT TYPE
M12
R 1/4
R 1/8

AIR FITTING ELBOW
PRODUCT TYPE
M12
R 1/4
R 1/8

AIR FITTING STRAIGHT
PRODUCT TYPE
M12-Ø 6
R 1/4-Ø 6
R 1/8-Ø 6
M12-Ø 8
R 1/4-Ø 8
R 1/8-Ø 8



AIR HOSE KIT WITH PNEUMATIC FITTING
PRODUCT TYPE
FULL KIT

Filtreli Yağ Tank Kapağı
Filter Oil Tank Cover

Giriş Rekoru G1 1/4"
Inlet Coupling G1 1/4"



Yağ Tank Pleyt
Oil Tank Plate



Hilal Tank Pleyt
Hilal Tank Plate



3B İzam Tank Pleyti
3B İzam Tank Plate



Tank Pleyt
Tank Plate

Tekli Damper Valfi
Single Dumper Valve

İkili Damper Valfi
Double Dumper Valve

Üçlü Damper Valfi
Tripple Dumper Valve

Dörtlü Damper Valfi
Fourfold Dumper Valve

Pnömatik Kontrol
Pneumatic Control

Elektrik Kontrol
Electric Control

Limit Kontrol Valf
Limit Control Valve

Pnömatik Valf
Pneumatıc Valve

Çıkış Rekoru G3/4" - M22
Outlet Coupling G3/4" - M22

Çıkış Rekoru G3/4" 12 - G3/4" 14
Outlet Coupling G3/4" 12 - G3/4" 14

Çıkış Rekoru G1" - G3/4"
Outlet Coupling G1" 12 - G3/4

Nipel Bağlantısı
Union Straıght

Saplama
M10x12x23x45
Stud M10x12x23x45

Saplama
M12x15x23x50
Stud M12x15x23x50

Saplama
M12x15x32x115
Stud M12x15x32x115

Yağ Tank Kapağı
Oil Tank Cover



Yağ Seviye
Göstergesi
Oil Level Indicator

Yağ Tank Takozu
Oil Tank Rubber

Müşür
Switch

Müşür G1/4
Switch G1/4

KAZEL HYDRAULIC EQUIPMENTS

TECHNICAL DATA
TEKNİK DATALAR

SPARE PARTS
YEDEK PARÇALAR

Kod Code	Max Debi (lt/dk)	Kapasite (kcal/h) Capacity	Basınç (bar) Pressure	Voltaj (AC/DC) Voltage	Termostat (C) Thermostat
KZL2020	90	6000	20	220V 12-24 V	50/60



Kod Code	Max Debi (lt/dk)	Kapasite (kcal/h) Capacity	Basınç (bar) Pressure	Voltaj (AC/DC) Voltage	Termostat (C) Thermostat
KZL2024	135	12000	20	220V 12-24 V	50/60



Kod Code	Max Debi (lt/dk)	Kapasite (kcal/h) Capacity	Basınç (bar) Pressure	Voltaj (AC/DC) Voltage	Termostat (C) Thermostat
KZL2030	150	24000	20	220V 12-24 V	50/60

Kod Code	Max Debi (lt/dk)	Kapasite (kcal/h) Capacity	Basınç (bar) Pressure	Voltaj (AC/DC) Voltage	Termostat (C) Thermostat
KZL2040	250	28000	20	220V 12-24 V	50/60

Kod Code	Max Debi (lt/dk)	Kapasite (kcal/h) Capacity	Basınç (bar) Pressure	Voltaj (AC/DC) Voltage	Termostat (C) Thermostat
KZL2050	350	40000	20	220V 12-24 V	50/60

Kod Code	Max Debi (lt/dk)	Kapasite (kcal/h) Capacity	Basınç (bar) Pressure	Voltaj (AC/DC) Voltage	Termostat (C) Thermostat
KZL2075	480	60000	20	220V 12-24 V	50/60

Hidrolik yağ soğutucular Hidrolik mobil vinçler hidrolik ile çalışan tüm makinalarda kullanılmak üzere tasarlanmış davlumbazı ve fanı ile kompak bir üründür.

Because it is used in the whole machines which start with hydraulic in hydrulic oil cooling, hydraulic mobile winc, it is a compact product which is planned with paddle box and fan.



TEKNİK VERİLER
TECHICAL DATA

KAZELOGLU.COM.TR

KAZEL®
HYDRAULIC EQUIPMENTS

YERLESTİRME KURALLLARI

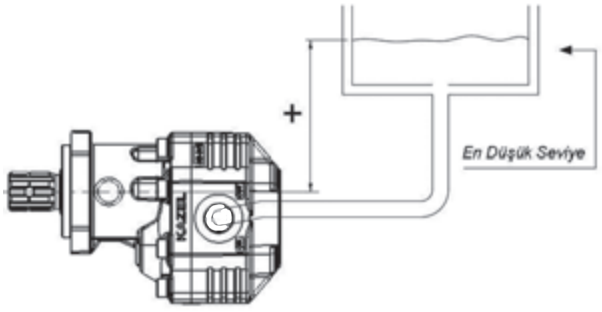

RULES OF INSTALLATION

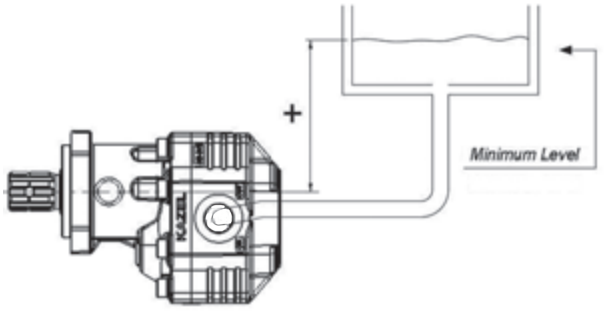

HİDROLİK SIVILAR

Sıvı seçileceği zaman bütün sistem elemanları ile birlikte sistem içi uyumun göz önünde bulundurularak mineral yağa göre sıvı kullanılmasını tavsiye ediyoruz. Hidrolik sıvı kategori açıklaması onların durumuna göre olmalıdır. Akışkanlığına, derecesine, kulanımına göre.

STANDART SIVILAR

Sıvılar hl/hm/hv ıso 6743–4 e göre. Bu sıvılar hidrolik sistemlerde çok fazla kullanılan sıvılardır. Onlar anti korozyon (paslanmayı engelleyici madde),aşınma önleyici ve oksitlenmeyi önleyici katkılar içermektedirler ve akışkanlık hakkındaki zaman aşımının muteber olduğunu temin eder. Bu yağlar bütün hidrolik parçalarla bağdaşabilir.

ÖZEL SIVILAR

Ateşe dayanıklı sıvılar (hf kategori) veya ekolojik (çevrebilimsel) sıvılar (he kategori) belki materyallerle uyumluluk problemlerine veya eksenel piston ünitelerindeki hız yada en yüksek kabul edilmiş basıncı sınırlandıran niteliklerine sahip olabilir. Bu yüzden, bu sıvıların kullanımı zorunlu olduğu durumlarda teknik destek almanızı
tavsiye ederiz. Ayrıca bütün parçalar mineral yağla test edildikten sonra sistemi toplamadan önce onlardan artan yağı tamamen boşaltmak zorunludur.Bunu yapabilmek için sizin sisteme göre ve çalışma Sıcaklığına göre en iyi işletme akışkanlığını dikkate almanız gerekmektedir. Eğer mineral yağlar kullanılır ise, akışkanlığı;
- Dişli pompalar için ≤ 1300 cst
- Piston pompalar için ≤ 1000 cst
≤ 1000 cst olarak başlıyor olmalıdır.
Çalışma esnasında 10 cst nin akışkanlığının en
asgari olması gerekmektedir. En uygun çalışma alanı, 40 ve 15 cst arasında bir akışkanlık ile elde edilebilir.

HYDRAULIC FLUIDS

We recommend using fluids based on mineral oil; in particular, when selecting the fluid, the compatibility with all the systems elements has to be taken into consideration. The hydraulic fluid category explanation must be according to the situation of its viscosity, temperature and usage.

STANDARD FLUIDS

Fluids HL/HM/HV are according to ISO6743-4. These fluids are the most used fluids in the hydraulic systems. They contain anticorrosion, antiwear and anti oxidation additives, and provided that the prescriptions about viscosity are respected.These oils are compatible with all the hydraulic parts.

SPECIAL FLUIDS

The flame-resistant fluids (HF category) or ecological fluids (HE category) may have compatibility problems with materials or may have characteristics that limit the admitted maximum pressure or speed in the axial piston units. Therefore, in case it is necessary to use these fluids, we recommend contacting our Technical Dept; moreover, since all the elements are tested with mineral oil, it is necessary to remove completely the residual oil from them before assemBlind the system to make this you have to take into consideration the optimal service viscosity according to the system and the working temperature. If mineral oils are used, the viscosity at starting should be;
- For gear pumps ≤ 1300 cSt
-For piston units ≤ 1000 cSt
During operation a minimal viscosity of cSt is required. The optimal operation range is obtained with a viscosity between 40 and 15 cSt.

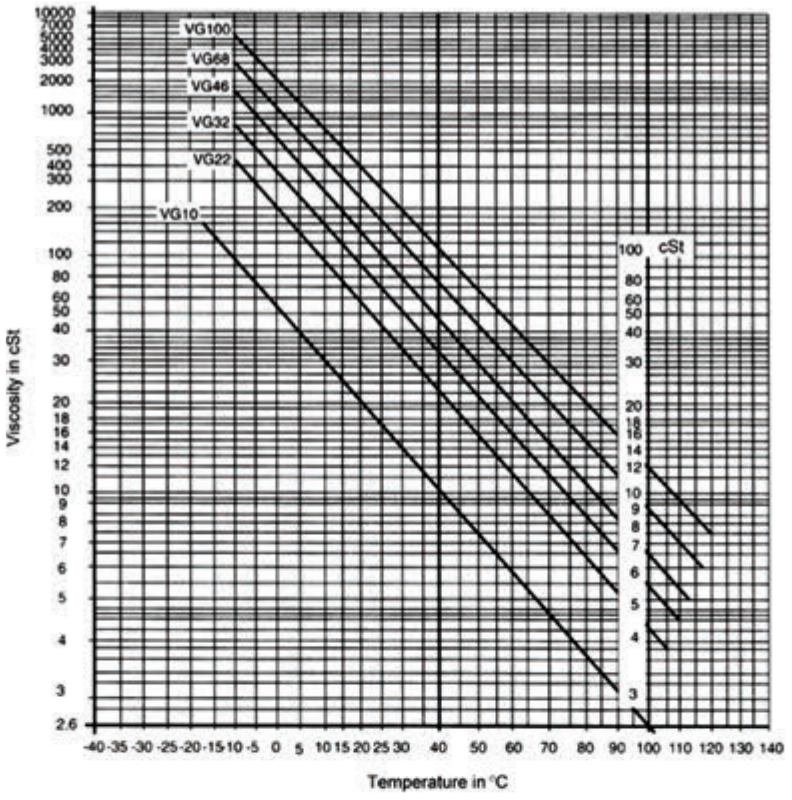

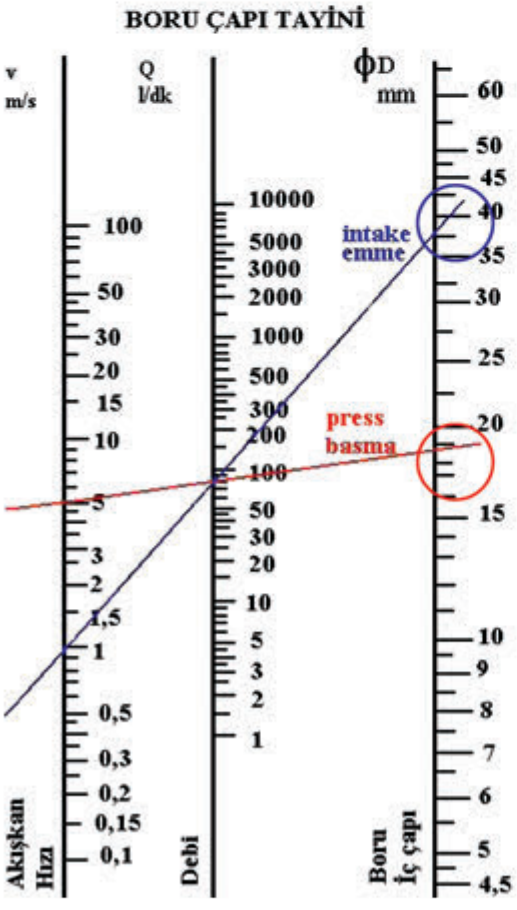

$$d=\sqrt{\frac{21xQ}{V}}$$

d=Boru iç çapı (mm)
Q=Pompa debisi (lt/dk)
V=Akış hızı (m/s)

V=11.5 m/s emme V=46 m/s basma

Örnek: Pompa debisi 80 lt/dk olan bir sistemde emme ve basma hatlarında kullanılacak boru çaplarını bulunuz.

For example: Find the pipe diameters which will be used on the suction and force lines at a system whose flow of the pump is 80 lt /min.

$$d_{emme(intake)}=\sqrt{\frac{21\times Q}{V_{emme}}} \qquad d_{emme(intake)}=\sqrt{\frac{21\times 80}{1}} \Rightarrow$$

$$\boxed{d=40\ mm_{emme\ (intake)}}$$

$$d_{basma(press)}=\sqrt{\frac{21\times Q}{V_{basma}}} \qquad d_{basma(press)}=\sqrt{\frac{21\times 80}{5}} \Rightarrow$$

$$\boxed{d=18\ mm_{basma\ (press)}}$$

Hidrolik pompaların çalıştırılması, kullanılması ve bakımı için tavsiyeler

1. Genel:
Bir hidrolik pompadan düzgün ve verimli çalışma alabilmek için üretici firmanın öğüt ve tavsiyelerini tümüyle yerine getirmek gerekir. Pompanın temizliği için gerekli önlemler alınmalı, özellikle iç parçalar hem montaj hem de çalışma anında temiz olmalıdır. Kullanılan yağın gerek özellik gerekse temizlik bakımından üretici firmanın koşullarına uygun olması gerekir. Aşağıdaki tavsiyeler hemen tüm pompalar için geçerlidir. Bazı özel pompalarda özel durumlar çıkabilse de üretici firma bu konuda gerekli açıklamayı yapacaktır.

2. Montaj:
2.1. Yıkama: Pompanın kullanılmadan önce, kullanılacak yağ ile iyice yıkanması gerekir. Bol yağ ile yapılacak yıkamada koruyucu özel maddeler atılmış olacaktır.
2.2. Donanım: Üreticinin tavsiyeleri doğrultusunda monte edilmelidir. Bağlantı için gerekli boru ve hortumlar özenle seçilmelidir.
2.3. Yağın depoya dönüşü: Tüm dönüş boruları depodaki yağ düzeyinin içine girecek şekilde olmalı, üstten akmamalıdır. Ayrıca boru çapları kayıp yaratmayacak büyüklükte olmalıdır. Sızıntıların depoya dönüş borusu pompa merkezinden yüksekçe olmalı ki sifon olayı yapıp pompanın içini yağsız bırakmasın.
2.4. Besleme boruları: Pompa cinsine göre seçilmelidir. Deponun çok yüksekte bulunması bakımından fazla basınç veya emiş hattındaki filtre, valf, ekleme parçası v.s. gibi daraltıcı öğeler nedeniyle fazla basınç kaybı olamamalıdır. Bu değerlerin pompanın çalışabileceği en az ve en çok değerleri aşmamasına dikkat edilmelidir. Tüm bağlantı ve sızdırmazlık öğeleri hava girişini kesinlikle önlemelidir.

3. İşletmeye geçiş:
3.1. Bağlantı: Pompa, üreticisinin tavsiyelerine uygun takılmış olmalıdır. Hatasız bağlantı, tam merkezleme, dönüş yönünün uygunluğu gerçekleştirilmelidir.

Suggestions for operation, usage and maintenance of hydraulic pumps

1- General
It is necessary to apply all the advises of manufacturer company completely to be able to get regular and productive working from the hydraulic pump .Necessary precautions must be taken for cleanliness of the pump,especially the inner parts must be clean both during montage and during working . Used oil has to be convenient to the conditions of the manufacturer company from the point of view , both cleanliness and its features. Below advises are valid about every type of pump .
If some special situations appears on some special pumps,the producing company explains the necessary things on this subject.

2- Assembly
2.1- Washing; Before using the pump,it must be washed with the suitable oil. Completely by the plenty of oil washing, special materials which are the protective of pump will be excited.
2.2- Equipment; It must be assembled in the direction of the manufacturer advises.The pipe and hoses which are necessary for the bracket must be chosen carefully.
2.3-Return of the oil to the tank; All the return pipes must be in the form of penetration to the level of the oil which is in the tank and it musn't flow from above.Besides,diameters of them must be in the convenient size not to create any missing. The leakages ' turning pipe to the tank must be higher than the pump center that it can't leave oil - free inner of the pump by making siphon event.
2.4- Feed pipes; It must be chosen according to the type of the pump.Due to the tank which is on very high,there musn't be much pressure missing because of the reducer items such as too much pressure or the filter on the suction line,valve,extension piece etc.. Pay attention to these values not to exceed the least and most values of pump running .All bracket and leaking items must avoid the air inlet certainly.

3. Transition to operation;
3.1-Bracket; It must be put on properly according to the manufacturer suggestions. Faultless bracket,exact centering,convenience of the direction of rotation must be carried out.

3.2. Elektrik bağlantılar: Elektrikle çalışan donanım, motor ve valflerin besleme gerilim ve akımına uygunluğu denetlenmelidir.
3.3. Pompanın dönüş yönü: Dönüş yönünün uygunluğu üzerindeki oktan anlaşılır. Ok yoksa emme ve basma deliklerine göre yağın nasıl bir hareket yapması gerektiği bilindiğinden kolayca bulunur. Pompa ters yönde çalıştırılmamalıdır.
3.4. Dolum: İlk hareketten önce emiş hattı ve pompanın içi yağla doldurulmalıdır. Böylece ilk dönmede yağsız çalışma önlenmelidir.
3.5. Pompalar çok değişik yapı ve özelliklerde üretilirler. Bu nedenle ilk hareket işlemi için öncelikle üreticinin tavsiyelerine uyulmalıdır. Çoğunluğu hareketi boşta alırlar fakat bazıları ise aşamalı bir ilk hareket gerektirirler. İlk hareketten önce emiş hattındaki tüm yolların açık olması denetlenmelidir. Pompa doğru ve kesintisiz basana dek motor çalıştırılıp devrini almadan durdurulur, bu işlem birkaç defa yinelenir.
3.6. Çalışmaya başlangıç: İlk harekette basınç hattındaki boruların havasının alınması gerekir. Bu işlem basınç bölümündeki bir rakorun gevşetilerek hava karışımsız (köpüksüz) yağ gelene dek beklenmesi ile yapılır. Değişken oranlı pompa konusunda üretici firmanın önerileri yoksa yarısında ayarlama yaparak pompayı çalıştırmaya başlamak en uygun olanıdır. İlk harekette devre dolmaya başlarken depodaki yağ düzeyinin normalin altına düşmemesi gereklidir. Eğer depoda önemli bir alçalma görülüyorsa yağ eklenerek normal düzeye getirilmelidir.
3.7. Basınç Sınırlaması: Basınç ayarları pompa normal devrinde çalışırken yapılır. Basınç yavaş yükseltilmelidir. Ayar yapıldıktan sonra, ayarın başkası tarafından değiştirilmemesi için gerekli önlemler alınmalıdır. Pompanın içindeki sızıntı yağı basıncının normalin üzerine çıkmamasına dikkat edilmelidir.
3.8.Sıcaklık: Üreticinin verdiği basınç ve hız değerleriyle kısa bir çalışma devrinden sonra pompa yataklarının, sızdırmazlık öğelerinin ve yağın Sıcaklığı denetlenmelidir.

4. çalışma anındaki denetimler:
4.1.Sürekli (periyodik) bakım: Üreticinin uyarıları ve deneyimler ışığında düzgün aralıklarla uygulanmalıdır.

3.2- Electricity Brackets; Equipment which is working by electricity,motor and valves must be checked for the convenience of feed voltage and current.
3.3-Direction of rotation of the pumps; The convenience of the direction of the rotation can be understood by the help of the arrow on it.If there isn't any arrow, it can be found easily according to the suction and force holes as it is known how the oil will move .The pump musn't be run at reverse direction.
3.4-Filling; Before the first action , suction line and inner of the pump must be fill ed with the oil. So that to run without oil in the first turning must be avoided.
3.5- The pumps are manufactured in very different features and structure. For this reason,for the first action operation,firstly you must obey the suggestions of manufacturer but for some few, the greater part moves in out of gear but require some a first movement stage. Before the first movement, it must be controlled that being open of all the ways on the suction line.Untill the pump depress accurate and continually, motor must be run and stop without revolve,this operation can be repeated a few times.
3.6- Starting of Running; At the first movement, it requires to be deflated of the pipes on the pressure line.This operation is done untill the unmixed air (sudless)oil come by unscrew the nipple which is in the pressure part .If there aren't any suggestions of the producing company on the variable rate pump, it is the most convenient to start to run the pump by adjusting in half. At the first action while the cycle is starting to fill,it shouldn't be less than the normal level of the oil in the tank. If there is an important decrease at the fluid level of the tank, the oil must be added and it must be brought into the normal level.
3.7- Restriction of Pressure; Pressure adjustings is done while the pump is running on the normal revolution.The pressure must be increased by slowly.After the adjustings are done, the necessary precautions must be taken not to be changed the adjustings by others. Pay atention not to raise above the normal the pressure of the leaking oil in the pump above the normal.
3.8-Temperature; After the short revolution working with, the pressure and speed values are given by the manufacturer, pump bearing, leaking items and temperature of oil must be controlled, temperature of leaking items, pump bearing and oil must be controlled.

4. Controls during the running;
4.1- Constant (periodic) treatment; It must be applied by regular intervals through the manufacturer's warnings and experiences.

4.2.Bağlantılar: Pompa motor bağlantısı normal işletme Sıcaklığı ve basıncı altında denetlenmelidir. Aynı zamanda devre öğelerinin de sıklığı ve bağlantıları denetlenmelidir.
4.3.Çalışma: Pompanın çalışırken beşinci bölümde belirtilen anormalliklerden hiç birini göstermediği denetlenmelidir.
4.4.Filtreler: emiş ve dönüş hattındaki filtreler denetlenmeli, temizlenmeli veya yenilenmelidir.
4.5.Aralı bakım: Pompalar belirli bir çalışma devresinden sonra bakıma alınmalıdır. Bu süre çalışma koşullarına, üreticinin tavsiyelerine ve kullanıcının deneyimine bağlıdır.
4.6.Üretici firmanın tavsiyeleri: Üreticinin bakımla ilgili öğütlerine tam olarak uyulmalıdır. Bir bakım kartı tutulması, malzemeyi koruyucu ve bozulmayı önleyici bakım tavsiye edilir. Sızdırmazlık öğeleri bozulmuş parçalar veya aşınan bölümler gerektiğinde yenilenmelidir. Toplama sırasında pompa içinde yabancı maddelerin kalmamasına özen gösterilmelidir.
4.7.Yedek pompa: İşletmeye ara vermemek için bir yedek pompa veya kovan (kanatların veya pistonların bulunduğu bölüm) bulundurulması tavsiye edilir. Böylece pompanın biri bozulduğunda veya bakıma alındığında diğeri çalışır ve işletme durmaz.

5. Arızaların giderilmesi:
5.1.Genel: Doğru olarak seçilen ve takılan hidrolik pompalar birkaç yıl sağlıklı çalışırlar. Bununla birlikte bazı nedenlerle arızalar ortaya çıkar. Bu durumda en kısa sürede arıza yapan noktanın saptanması ve giderilmesi gerekir. Bundan sonraki bölümler hataların bulunması için genel bir yol gösterici niteliğindedir. Arızaların giderilmesini kolaylaştırmak bakımından devre şemasının bulunması çok yararlıdır.
5.2.Arıza no 1:Pompanın çok ses yapması
5.2.1.Kavitasyon olayı
NEDENİ
5.2.1.1.Emiş filtresinin kirden tıkalı olması.
Temizleyin veya değiştirin.
5.2.1.2.Emiş borusunun dar olması.
Daha geniş çapta boru kullanın
5.2.1.3.Emiş hattında fazla dirsek ve dönemeçler bulunması.
Ya şekil değiştirin veya daha geniş boru kullanın.
5.2.1.4.Emiş çapının daralması (tam açık olmayan bir vana, tek yön valfının yayının çok sert olması, ezik boru veya yassılaşan hortum).
Vanayı tam açın, tek yön valf yayının sertliğini değiştirin.

4.2- Brackets; Pump motor fitting must be controlled under the normal operation temperature and pressure.At the same time,the compactness of the cycle items and its fittings must be controlled.
4.3- Working; When the pump is working,it must be controlled not to be seen any anomalies which is stated in the fifth part.
4.4- Filters; The filters on the suction and rotational line must be controlled ,cleaned or renovated.
4.5- Interval treatment; The pump must be taken to maintanence after the definite working process.This process is based on the working condition, the manufacturer advises and the experience of the user.
4.6- Advises of the manufacturer company; You must obey the manufacturer advises which is related with the maintanance exactly .It is advised to keep a maintanance card, and a maintanance which is productive of the materials and preventive of deformation.When needed, leaking items,deformationed parts or ablative parts must be renovated.While assemBlind, you must make a point of not keeping any fareign materials in thi pump.
4.7-Alternative Pump; Not to interrupt of the operation ,it is advised to keep a spare pump or sleeve (the part which has pistons and wings).So that,when one of the pump breaks or is taken to maintanance ,the other one runs and the operation doesn't stop.

5. Troubleshoot;
5.1- General; The pumps ,which are chosen and montaged correctly ,run buxomly for a few years. However, troubles appear because of the some reasons. In that case, the trouble point should be determined and troubleshooted soonest. Next parts are general guide way to be able to find the faults.It is very useful to being cycle diagram for simplifying the troubleshooting.
5.2- Trouble no 1: Making noisy of the pump ;
5.2.1: Cavitation Event
Reason
5.2.1.1 Clean and replace rt.
It should clean or change .
5.2.1.2 To be tight of suction pipe.
Use the pipe with more wide diameter .
5.2.1.3 There have been most curves and elbow on the suction line.
Change the shape or use more wide pipe.
5.2.1.4 Constriction of the suction diameter (not to exact be on a vane,to be very rough of the one way valve's spring, smashed pipe and flakied hose)
Open the vane exactly,change the roughness of the one way valve's spring.

5.2.1.5.Yağın çok soğuk olması
Yağı ısıtın
5.2.1.6.Yağın yapışkanlığının çok yüksek olması (yağın kalın olması).
Uygun yapışkanlıktaki yağla değiştirin
5.2.1.7.Buhar oluşması.
İşletme Sıcaklığını azaltın, yağ düzeyini tamamlayın, depoyu büyütün veya buharlaşma yapmayacak kalitede yağ kullanın.
5.2.1.8.Basınç valflerin de arıza.
Onarın veya değiştirin
5.2.1.9.Pompanın dönüş hızının fazla olması.
Dönme sayısını düşürün
5.2.1.10.Deponun hava almayacak şekilde tam kapalı olması.
Depoya hava emiş filtresi veya borusu takın
5.2.2.Yağda hava bulunması:
5.2.2.1.Pompa milindeki keçeden hava girmesi.
Keçeyi veya mili değiştirin
5.2.2.2.Emiş borusundan hava girmesi.
Bağlantı ve sızdırmazlık öğelerini denetleyin, boruyu değiştirin
5.2.2.3.Emiş borusunun içinin pürüzlü olması.
Hortumu değiştirin.
5.2.2.4.Devrenin havasının iyice alınmamış olması.
Devrenin havasını alın
5.2.3.Mekanik titreşimler:
5.2.3.1.Hatalı hizalama veya kötü kavrama bağlantısı.
Yeniden hizalayın veya esnek kavrama kullanın.
5.2.3.2.Boruların titreşim yapması.
Bağlantıları destekleyin.
5.2.4.Pompanın mekanik titreşimleri.
5.2.4.1.Aşınmış, bozulmuş veya kötü takılmış pompa.
Onarın veya değiştirin.
5.2.4.2.Pompanın istenen özelliklere uygun olmaması.
Pompayı üreticisinin tavsiyesine göre değiştirin.
5.3. Arıza No 2:Kifayetsiz basınç veya hiç basınç olmaması
5.3.1.Emiş hattından hava girmesi.
Onarın veya değiştirin.
5.3.2.Pompanın olağanüstü ısınması.
5.3.2.1.Pompanın aşınması veya bozulması.
Onarın veya değiştirin.
5.3.2.2.Yağın yapışkanlığının çok düşük olması veya kötü ayarlanması.
Uygun yağ ile değiştirin.

5.2.1.5 To be very cold oil.
Heat the oil.
5.2.1.6 To be very high viscosity of the oil (to be thick of the oil)
Replace with the convenient viscosity oil.
5.2.1.7 To be vapour .
Reduce the operation temperature, complete the oil level,extend the tank or use the quality oil which is not to be vapour.
5.2.1.8 Trouble in pressure valve.
Repair or replace it.
5.2.1.9 To be very fast of the rotation speed of the pump.
Reduce the rotation number.
5.2.1.10 To exact be up the tank in the form of not receiving any air.
Put the suction filter or pipe on to the tank.
5.2.2 To be air in the oil.
5.2.2.1 Entrance of air from the seal of the pump shaft.
Replace the seal or pump shaft.
5.2.2.2Entrance of air from the suction pipe
Control the fittings and leaking items, replace the pipe.
5.2.2.3 To be rugged of the inner of the suction hose.
Replace the hose.
5.2.2.4 Not to be deflated of the cycle perfectly.
Deflate the cycle.
5.2.3 Mechanical vibrations.
5.2.3.1 Faulty alignment or bad coupling fitting.
Realign or use the flexible coupling.
5.2.3.2 To make vibration of the pipes.
Bracket the fittings.
5.2.4 Mechanical vibrations of the pump.
5.2.4.1 Worn,corrupt or bad montaged pump
Repair or replace it.
5.2.4.2 Not to be convenient for requested
features of the pump.
Replace the pump according to its manufacturer advises.
5.3.Trouble no 2 : Scant pressure or not to be any pressure.
5.3.1 To be air blowing from the suction line.
Repair or replace it.
5.3.2 To heat of the pump very extraordinarily.
5.3.2.1 To be worn or corrupt of the pump.
Repair or replace it.
5.3.2.2 To be very low viscosity of the oil or its bad adjusting.
Replace with the convenient oil.

5.3.2.3.Soğutma donanımının yetersiz olması veya kötü ayarlanması.
Soğutucu büyüklüğünü arttırın veya ayarlayın. Besleme suyunun yeterli olup olmadığına bakın.
5.3.2.4.Yön valflerinin yanlış seçilmiş olması.
Devreyi tasarlayana danışın gerekirse yeni devre kurun.
5.3.2.5.Yağın devre içinde herhangi bir yerde ısınması.
Yerini bulun ve giderin.
5.3.3.Pompanın devrinin çok düşük olması veya motor gücünün yeterli olmaması
Bağlantıları sıkın veya değiştirin.
5.3.3.1.Basınç valflerinde aşınma veya bozulma.
Onarın veya değiştirin.
5.3.3.2.Basınç sınırlama valfının düşük basınca ayarlanmış olması.
Yeniden ayarlayın ve mühürleyin.
5.4.Arıza no. 3: Basınç ve debide değişiklikler ve kesiklikler:
5.4.4.Pompanın uygun seçilmemiş olması.
Üreticiye danışarak uygun olanı ile değiştirin.
5.4.5.Basınç valflerinin iyi çalışmaması.
Üreticiye danışarak uygun olanı ile değiştirin.
Söküp temizleyin, eğer varsa aşınmış ve bozulmuş parçaları yenileyin. Ayarlarını yapıp mühürleyin. Olumlu sonuç alınamıyorsa üreticisine danışın.
5.5.Arıza no 4: Anormal debi
5.5.1.Kavitasyon olayı, yağda hava bulunması, pompayı tahrik eden motorun devir sayısının düşük olması veya momentinin yetersiz olması.
Onarın ve değiştirin.
5.5.2.Aşırı iç kaçaklar. Pompanın aşınma veya bozulması, devreye bağlı ayar elemanın bozuk veya aşınmış olması.
Onarın ve değiştirin.
5.5.3.Pompanın ters yönde dönmesi.
Kablo uçlarını değiştirin.
5.5.3.1.Elektrik motoru bağlantısında hata.
Pini değiştirin.
5.5.3.2.Donanımında, kasnak ve kavramada hata
Kavrama düzenini değiştirin.
5.6. Arıza no 5: Kaçaklar
Aşırı basınç nedeniyle bozulan sızdırmazlık öğeleri, çatlaklar.
Olayı yaratan noktayı bulun, bozuk malzemeleri değiştirin.

5.3.2.3 To be inadequate of the cooling equipment or its bad adjusting.
Raise the size of the cooler or adjust.Check the feed water whether it is enough or not.
5.3.2.4 To be wrong chosen of the directional valve.
Consult to the contemplating of cycle, if it requires, set up the new cycle.
5.3.2.5 To heat the oil at anywhere in the cycle.
Find its place and repair.
5.3.3 To be very low pump's speed or not to be enough power of the motor.
Tighten the fittings or replace.
5.3.3.1 Abrasion or deterioration at pressure valve.
Repair or replace it.
5.3.3.2 Tabe adjusted to the low pressure of pressure limiting valve.
Readjust or stamp.
5.4.Trouble no 3: Changings on pressure and flow rate and interruptions:
5.4.4 Not to be chosen the convenient pump.
Consult the manufacturer and replace it with the convenient one.
5.4.5 Not to work of the pressure valves perfectly.
Consult the manufacturer and replace it with the convenient one.
Disassemble and clean,if there are any worn and corrupt parts, replace them. make its adjusting and stamp. If the positive result is not received,consult the manufacturer .
5.5 Trouble no 4 : abnormal rate;
5.5.1 cavitation event ,to be air in the oil,to be low of the rotation number of the motor which drives the pump or to be inadequate of its momentum.
Repair and replace it.
5.5.2 Excessive interior leakage.To be worn or corrupt of the pump,to be worn or corrupt adjusting elements which are connected to the cycle.
Repair and replace it.
5.5.3 The rotation of the pump in the oppasite direction.
Replace the edge of the cable.
5.5.3.1 Error in the fitting of the electromotor.
Replace the pins.
5.5.3.2 Error in equipment, pulley and coupling.
Replace the coupling sequence.
5.6 Trouble no 5 : Leakages,
Due to the overpressure,discarded leaking items, cracks.
Find the problem point, replace the discarded materials.

KAZEL HYDRAULIC EQUIPMENTS

NOTES
NOTLAR

KAZEL HYDRAULIC EQUIPMENTS

NOTES
NOTLAR

KAZEL®
HYDRAULIC EQUIPMENTS

WE HAVE SUCCESSFULLY PERFORMED ALL THE TASKS SINCE 1982

Konya Organize Sanayi Bölgesi 15. Sk.
No:2 Selçuklu / Konya / TÜRKİYE
T : +90 332 239 13 90 (pbx)
F : +90 332 239 13 93
kazeloglu@kazeloglu.com